



ERM

CityCentre Four
840 West Sam Houston Pkwy North
Suite 600
Houston, Texas 77024

T +1 281 600 1000
F +1 281 520 4625

erm.com

Gavin Broussard, Interim Director
Office of Conservation - Injection & Mining Division
Louisiana Department of Energy and Natural
Resources
617 North Third Street, LaSalle Building
Baton Rouge, Louisiana 70802-5431

DATE
August 15, 2025

SUBJECT
12th Analytical Data Submittal
Sulphur Mines Dome
Calcasieu Parish, Louisiana

REFERENCE
0777906

Dear Mr. Broussard:

On behalf of Westlake US 2, LLC (Westlake), Environmental Resources Management Southwest, Inc. (ERM) is pleased to provide the Louisiana Department of Energy Natural Resources Injection & Mining Division (LDENR IMD) with a summary of field sampling activities, data evaluation, and final laboratory analytical reports for groundwater, surface water, gas, and oil samples collected at the Sulphur Mines Dome in Calcasieu Parish during the 2nd Quarter 2025.

The summary tables provided with this report only include data collected over the previous 12 months, while the trend graphs and data plots will continue to include all analytical data generated since the monitoring program commenced. Only final laboratory reports received since the previous data submittal are provided in Attachment 1. Supplemental submittals will be made as additional final laboratory analytical data are received. The field notes recorded during sampling are provided as Attachment 2.

1. WATER SAMPLING RESULTS

From April through June 2025, additional samples of groundwater were collected on a monthly basis. Surface water sampling is on a quarterly schedule with samples collected in April. The sampling locations are shown in Figures 1 and 2. The water samples were analyzed by ALS Global laboratory in Houston, Texas, a Louisiana Environmental Laboratory Accreditation Program (LELAP)-accredited laboratory. Dissolved gas samples were submitted to and analyzed by Isotech, a Stratum Reservoir Company, in Champaign, Illinois. All samples were hand delivered or shipped under proper Chain-of-Custody in laboratory-supplied containers with appropriate preservative and handling requirements.

1.1 WATER WELL SAMPLING AND RESULTS

Monthly groundwater samples continue to be collected from the industrial water wells operated by Westlake. An attempt is made to sample all water wells during the sampling events. However, periodically certain water wells are not in operation or not accessible and are not able to be sampled during a sampling event. Water wells #11 (019-580), #12(019-995), and #19 (019-

1055) were all inoperable during the June 2025 sampling event. Well #13 (019-582) was inoperable in April through June 2025. Well #40(019-1603) was inoperable in April and May 2025. The Cottages well (019-17636Z) was operational and sampled during all three-month events during the 2nd quarter.

A resampling event was conducted to collect additional hydrogen sulfide (H₂S) samples originally taken during the May sampling event. The resampling was necessary because the bottles provided by the lab contained incorrect preservatives for H₂S analysis, which may have impacted the integrity of the initial results.

At each water well, water was pumped and allowed to flow for several minutes prior to sampling. Field parameters, i.e., pH, specific conductivity (SC), oxidation-reduction potential (ORP), and temperature, were recorded with a hand-held meter at the time of sampling. The groundwater analytical data for the last 12 months of sampling are summarized in Table 1. Most constituent concentrations have remained generally consistent over time.

Groundwater chloride trend graphs for the Chicot aquifer are provided as Figures 3-4. Concentrations reported in samples from the water wells have consistently been below their respective RECAP screening standards (GWSS) or EPA Secondary Maximum Contaminant Limits (SMCL), except for naturally-occurring iron and manganese. Few minor TPH fraction detections have been periodically and sporadically reported at levels well below RECAP GWSS.

A Piper diagram depicting the water quality of multiple groundwater samples is provided as Figure 5. The Piper diagram illustrates the differences between the Chicot aquifer water and the produced water and brine. The industrial water wells ("500-foot" sand) and the Cottages well ("700-foot" sand) have consistently plotted in tight clusters, with the "500-foot" and "700-foot" sands having slightly different water quality signatures, both distinctly different from the produced water or brine. The data do not indicate mixing between the brine or produced water is occurring at the industrial water wells or Cottages Well.

1.2 MONITORING WELL SAMPLING AND RESULTS

The monitoring wells have been sampled on a monthly schedule beginning in April 2025. The pump intake is set in the middle of the screened interval. During pumping, water quality parameters (pH, specific conductance, oxidation-reduction potential, dissolved oxygen, temperature, and turbidity) were monitored along with the drawdown in the well to ensure a representative sample was collected from the aquifer. Once the water quality parameters stabilize, a sample is collected. The analytical data received from the monitoring well samples over the previous 12 months are summarized in Table 1.

Constituents are generally reported below their respective GWSS or SMCL standards with elevated naturally-occurring iron and manganese, consistent with the onsite water wells. Trend graphs of the chloride concentrations within the monitoring wells are provided as Figures 3-4. At the MW-3 well cluster, chloride and TDS remain above their SMCLs in MW-3-500 and MW-3-700 as observed in all previous samples. Trend lines of elevated chloride concentrations reported in MW-3-500 and MW-3-700 are shown in Figure 4.

Arsenic levels at MW-1-200 were reported slightly above the GWSS threshold prior to January 2025. During the 2nd Quarter of 2025, concentrations in MW-1-200 were reported below the GWSS threshold in all three sampling events, consistent with the data from the 1st Quarter samples.

Generally, benzene, ethylbenzene, toluene, and xylenes (BTEX), along with total petroleum hydrocarbons (TPH) fractions are not detected in the samples. However, minor detections are reported periodically in nearly all the wells. Low levels of benzene, toluene, and light hydrocarbons (Aliphatics >C6-C8) have been consistently reported in MW-3-500 below the GWSS through the 2nd Quarter of 2025. Low levels of o-xylene below the GWSS have been observed in MW-2-500; however, during the 2nd Quarter concentrations were reported below the quantitation limit. The concentrations of BTEX and TPH fractions are not increasing over time.

As illustrated in the Piper diagram (Figure 5), groundwater data for wells MW-1-200, MW-1-500, MW-1-700, MW-3-500, and MW-3-700 cluster closely and have remained consistent over time. In contrast, water quality in wells MW-2-200, MW-2-500, MW-2-700, and MW-3-200 has shown temporal variability, likely influenced by sulfate-reducing bacteria and the gradual equilibration of the aquifer. Figure 6 presents a trend graph of sulfate concentrations in these wells, which appear to have stabilized across most locations except MW-2-200, where a slight decline continues.

1.2.1 HYDROGEN SULFIDE

Dissolved hydrogen sulfide (H₂S) has occasionally appeared in monitoring well samples. Its presence is typically attributed to sulfate-reducing bacteria in the groundwater or wells, which produce H₂S through the reduction of sulfate under anaerobic conditions. Sulfate concentrations have been gradually declining across all monitoring wells and are expected to stabilize over time.

During the May and June events, a significant increase in H₂S was observed in all monitoring wells across the site. A trend graph of H₂S in the monitoring wells is included as Figure 7. Indicators of sulfate reduction are present in the data including decreasing concentrations of sulfate, and increasing concentrations of bicarbonate/carbonate alkalinity. The sudden appearance of elevated H₂S in the wells at the same time is unusual, but the presence of H₂S is not considered unusual in this setting with reducing conditions, warm water, and historical sulfur mining activities. Gaseous H₂S is monitored at each well during sampling and there have not been any reported detections in the field. Monitoring of dissolved H₂S will continue.

With the elevated H₂S observed in the monitoring wells, a one-time modified sampling plan was approved by LDENR to evaluate potential sources, by sampling the well before and after purging. This sampling occurred at MW-3-500 during the July 2025 sampling event (3rd Quarter); therefore, the data are not presented in this report. The H₂S levels in MW-3-500 were elevated in the pre-purge sample and not detected in the post-purge sample. These data will be provided and addressed in separate submittals.

1.3 SURFACE WATER SAMPLING RESULTS

In April, 2025, surface water samples were collected from the Central Lake, Salt Lake (LDNR 26), Brine Well 7B vault (PPG 7B BS), and the water body adjacent to Brine Well 4 (LDNR 9, and LDNR 19). The sampling locations are shown in Figure 2. Surface water sample data over the previous 12 months is summarized in Table 2.

1.3.1 CENTRAL LAKE SAMPLE RESULTS

On April 2025, chloride concentrations in Central Lake were consistent with expected seasonal levels. The site received normal expected rainfall during those months. The water in Central Lake is generally homogeneous, with minor variations in water quality between sampling locations.

Field readings from the Central Lake water column are continuing on a weekly basis. The profile data collected from the monitoring station over the previous 12 months are summarized in Table 3. Trend graphs of the field measured TDS and water depth are shown on Figure 8. Laboratory reported TDS confirms the general trend observed in the field data. During the 2nd Quarter of 2025 the water quality within the Central Lake was generally consistent with previous sampling events. The surface water will continue to be monitored to evaluate changes/trends over time, which appear to vary seasonally and with water level changes.

2. GAS SAMPLING RESULTS

Most of the submerged bubble sites were successfully sampled using a water-displacement technique. For sites where visible bubbling wasn't observed, dissolved gas samples were taken. A summary of the gas data gathered over the past 12 months is provided in Table 4, and the sampling locations are illustrated in Figures 1 and 2. Dissolved gas samples continue to be collected from the water wells and monitoring wells on a monthly basis (Table 4).

Several identified bubble sites (LDNR-10, 27, 28, and PPG-07A) were dry and difficult to locate. Gas samples were collected from these areas using a methane detector to help pinpoint the likely bubble locations. The samples were obtained using a hand pump and funnel setup, sealed with modeling clay to minimize atmospheric contamination. Despite these precautions, the samples often contained a significant percentage of atmospheric gases.

2.1 METHANE ISOTOPES

The methane isotopic data remain consistent and continue to reflect established trends. Figure 9 presents the latest data alongside previous samples, reaffirming the thermogenic signature of gases from the caverns, oil wells and bubble sites. Gases within the "500-foot" and 700-foot" sands of the Chicot aquifer persist in displaying biogenic signature and are increasingly indicative of near-surface microbial generated gas. MW-3-500 continues to show a thermogenic profile, closely resembling the bubble sites and cavern wells. Additionally, the gas from the "200-foot" sand still plots within the thermogenic range, exhibiting compositional and isotopic differences from deeper Chicot gases and remaining distinct from bubble site samples. The latest results align

with previously observed data suggesting potential mixing of microbial and thermogenic sources in the “200-foot” sand.

MW-3-500 continues to exhibit gas and water quality characteristics different than the other monitoring wells. It remains the only well with consistent benzene detection and exhibits chloride concentrations significantly higher than typically expected for the “500-foot” sand. Water temperature at this location also remains elevated. Methane isotopes still form a distinct cluster, setting this well apart from others in the dataset. These data suggest that the “500-foot” sand at MW-3 has likely been influenced by historical activity associated with the salt dome.

As previously observed, three bubble sites—LDNR-07, LDNR-08, and LDNR-12—continue to plot in a distinct cluster compared to the other bubble site gas data. Additionally, LDNR-25 consistently plots separately from the rest. These four sites are located in close proximity and maintain low gas flux rates. Their similar gas compositions suggest a potential shared origin. Consistent with earlier interpretations of Figure 9, it remains plausible that these bubble sites contain a component of gas originating from the “200-foot” Chicot sand.

2.2 GAS COMPOSITION

The composition of the gas varies within the samples collected throughout the salt dome. The gas compositions at the majority of the sample locations have remained consistent and exhibited very little variation over time. There does not appear to be a singular or central gas source on the salt dome.

2.3 HYDROGEN SULFIDE

In April 2025, gas samples collected from the bubble sites were analyzed for hydrogen sulfide (H₂S). The samples were submitted to SPL for laboratory testing, and the results are summarized in Table 4. At most bubble sites, H₂S was either not detected or present at very low concentrations. However, elevated H₂S levels were observed at several locations, specifically LDNR-01, LDNR-04, LDNR-10, LDNR-19, and LDNR-24. During the April event, H₂S was detected at low levels in the background gas sample, however, H₂S was detected in the ambient air at any locations across the site.

3. POTENTIOMETRIC SURFACE

Groundwater levels are measured at the beginning of each sampling event. Prior to recording, each well is opened and given time to equilibrate with atmospheric pressure. Table 5 provides a summary of the survey data and water level measurements collected over the past 12 months.

Potentiometric surface contour maps for the three Chicot sand intervals, covering the period from April to June 2025, are shown in Figures 10 through 18. Due to elevated TDS in some wells, groundwater elevations have been adjusted for density to reflect equivalent freshwater head (EFWH) [Post, et al., 2007]. Groundwater within the “200-foot” sand appears to flow southeast, with elevated levels observed in the MW-1-200 well. In the “500-foot” and “700-foot” sand units, flow direction trends southwest toward the industrial water wells. This flow pattern has remained

consistent across all three sand intervals since installation of the monitoring wells. Groundwater levels will continue to be routinely monitored.

A hydrograph of the water levels in the monitoring wells is provided as Figure 19. The consistent water elevations and response patterns observed in the "500-foot" and "700-foot" wells suggest a hydraulic connection between these units. Water level data from MW-2-200 and MW-3-200 generally align with trends seen in the deeper wells, possibly reflecting the impact of ongoing pumping from nearby industrial wells. In contrast, MW-1-200 shows a differing trend from the other "200-foot" monitoring wells, which may be due to a nearby recharge boundary or reduced pumping influence.

4. SCHEDULE

Following the April 22, 2025 letter from LDENR ("Response to Westlake's Request for Amendment of Compliance Order Tasks for Westlake Sulphur Mines"), the sampling schedule has been revised. Since then, sampling at bubble sites and surface water locations has been reduced to a quarterly frequency, while groundwater sampling for both industrial and monitoring wells has continued on a monthly basis. The next groundwater monitoring event will be conducted during the week of August 18th, while the next scheduled event for bubble and surface water sampling is set for October 2025. LDENR will be notified at least five business days in advance of sampling activities, and analytical results will be provided within 48 hours of receiving the final report.

Reporting will continue on a quarterly basis. The next report will be prepared following the 3rd Quarter 2025 sampling events and is expected to be submitted in October or November 2025 after all analytical data have been received, summarized and evaluated.

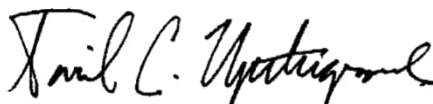
Should you have any questions or need additional information, please contact us at scott.himes@erm.com and david.upthegrove@erm.com.

Sincerely,

Environmental Resources Management Southwest, Inc.



Scott A. Himes, P.G.
Senior Hydrogeologist



David C. Upthegrove, P.G.
Partner



SAH/DCU/pcv



REFERENCES CITED

Post, V., H. Kooi, and C. Simmons, 2007, *Using hydraulic head measurements in variable-density ground water flow analyses*, *Groundwater*, Vol 45, Iss 6, pp. 664-671.



FIGURES

List of Figures:

- 1 - Groundwater Sampling Locations
- 2 - Bubble Site Sampling Locations
- 3 - Groundwater Chloride Trend
- 4 - Groundwater Chloride Trend - MW-3-500 & MW-3-700
- 5 - Groundwater Piper Diagram
- 6 - Groundwater Sulfate Trend
- 7 - Central Lake TDS Trend
- 8 - Gas Isotopes
- 9 - Hydrogen Sulfide Trend
- 10 - 12 - Potentiometric Surface Maps - April 2025
- 13 - 15 - Potentiometric Surface Maps - May 2025
- 16 - 18 - Potentiometric Surface Maps - June 2025
- 19 - Groundwater Hydrograph



Legend

- Water Well Sample Location
- Monitoring Well Sample Location
- Produced Water Sample Location
- Brine Sample Location
- Westlake Property

Notes:
Nov 2024 aerial imagery via Google Earth.

Figure 1
Groundwater Sampling Locations
Sulphur Dome
Westlake US 2, LLC
Calcasieu Parish, Louisiana





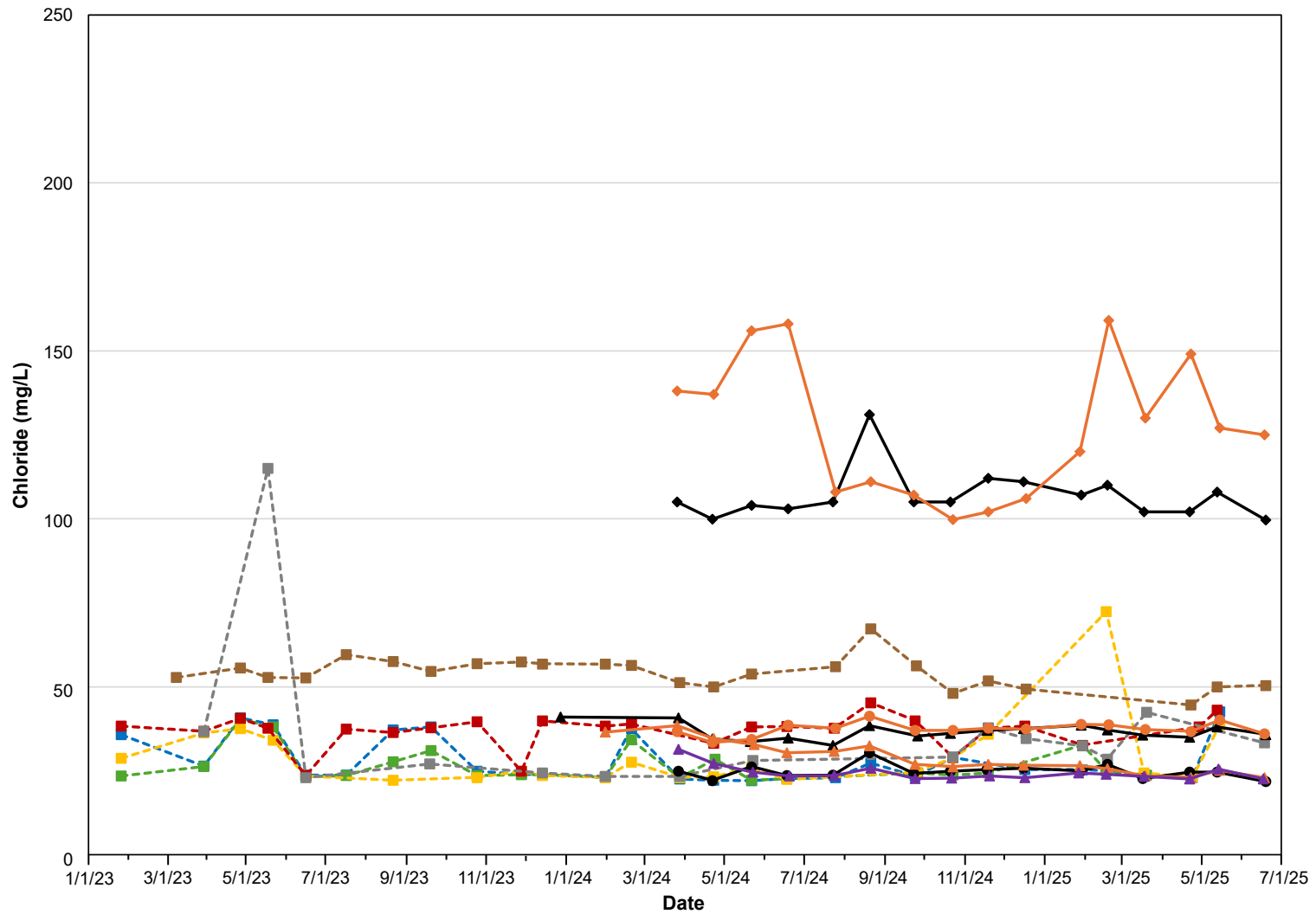
Legend

- Surface Water Sample Location (non-bubble site)
- Bubble Site Water/Gas Sample Location
- Sheen Sample Location
- Westlake Property

Notes:
Nov 2024 aerial imagery via Google Earth.

Figure 2
Bubble Site Sampling Locations
Sulphur Dome
Westlake US 2, LLC
Calcasieu Parish, Louisiana



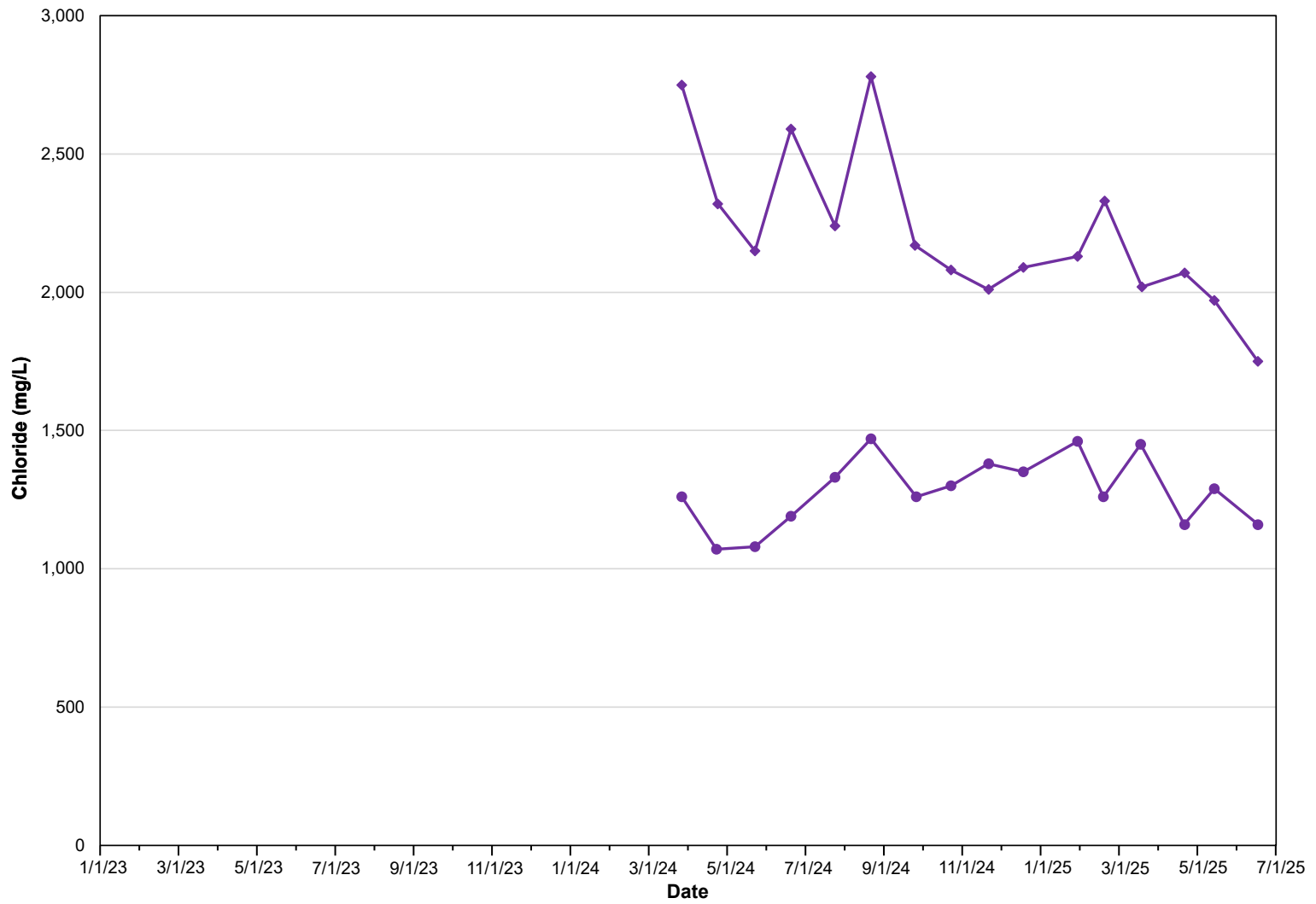


Legend

- 019-580
- 019-582
- 019-995
- 019-1055
- 019-1603
- 019-17636Z (Cottages)
- ▲— MW-1-200
- MW-1-500
- ◆— MW-1-700
- ▲— MW-2-200
- MW-2-500
- ◆— MW-2-700
- ▲— MW-3-200

Figure 3
Groundwater Chloride Trend
 Sulphur Dome
 Westlake US 2, LLC
 Calcasieu Parish, Louisiana



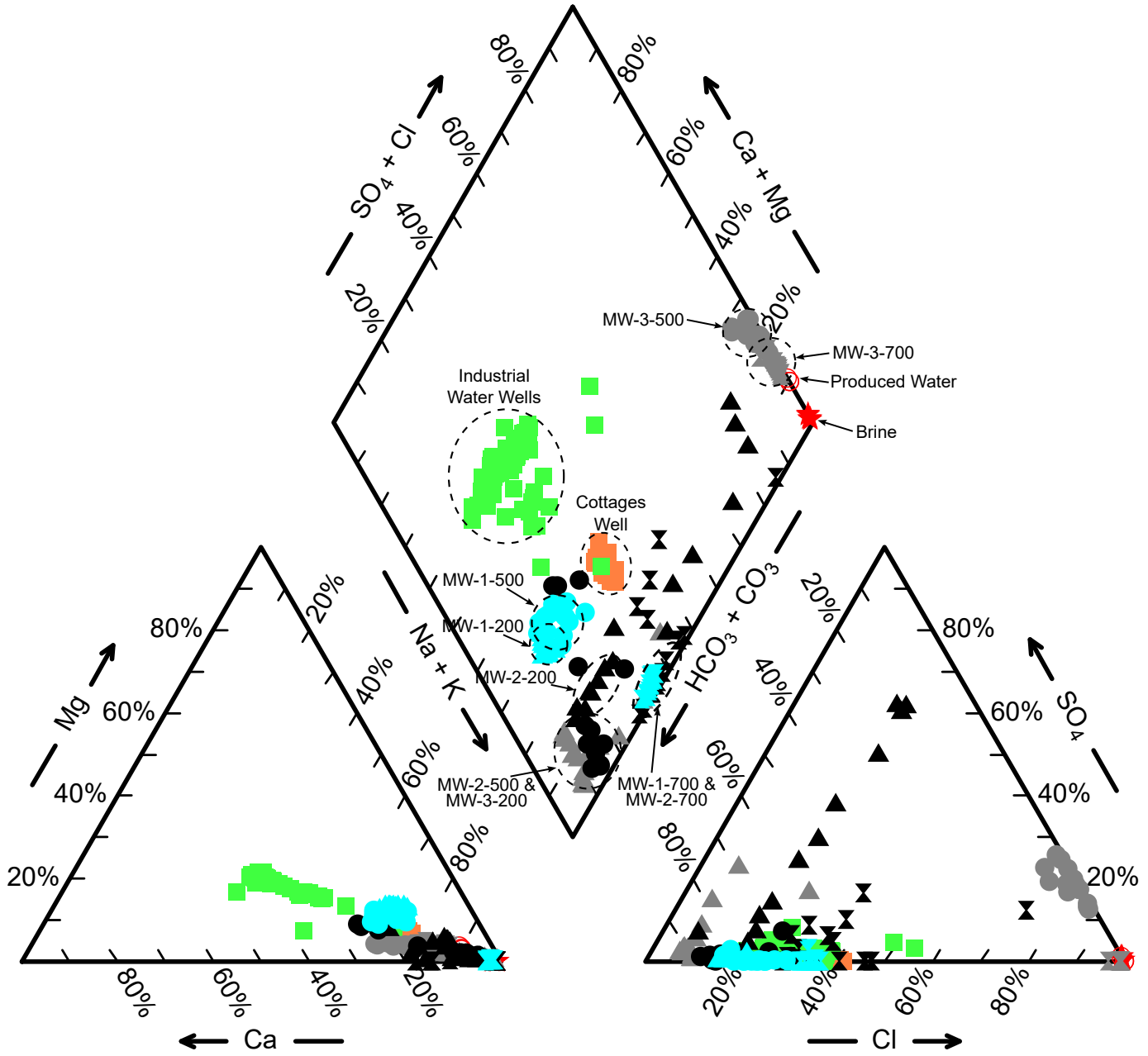


Legend

- MW-3-500
- ◆ MW-3-700

Figure 4
Groundwater Chloride Trend
MW-3-500 & MW-3-700
Sulphur Dome
Westlake US 2, LLC
Calcasieu Parish, Louisiana



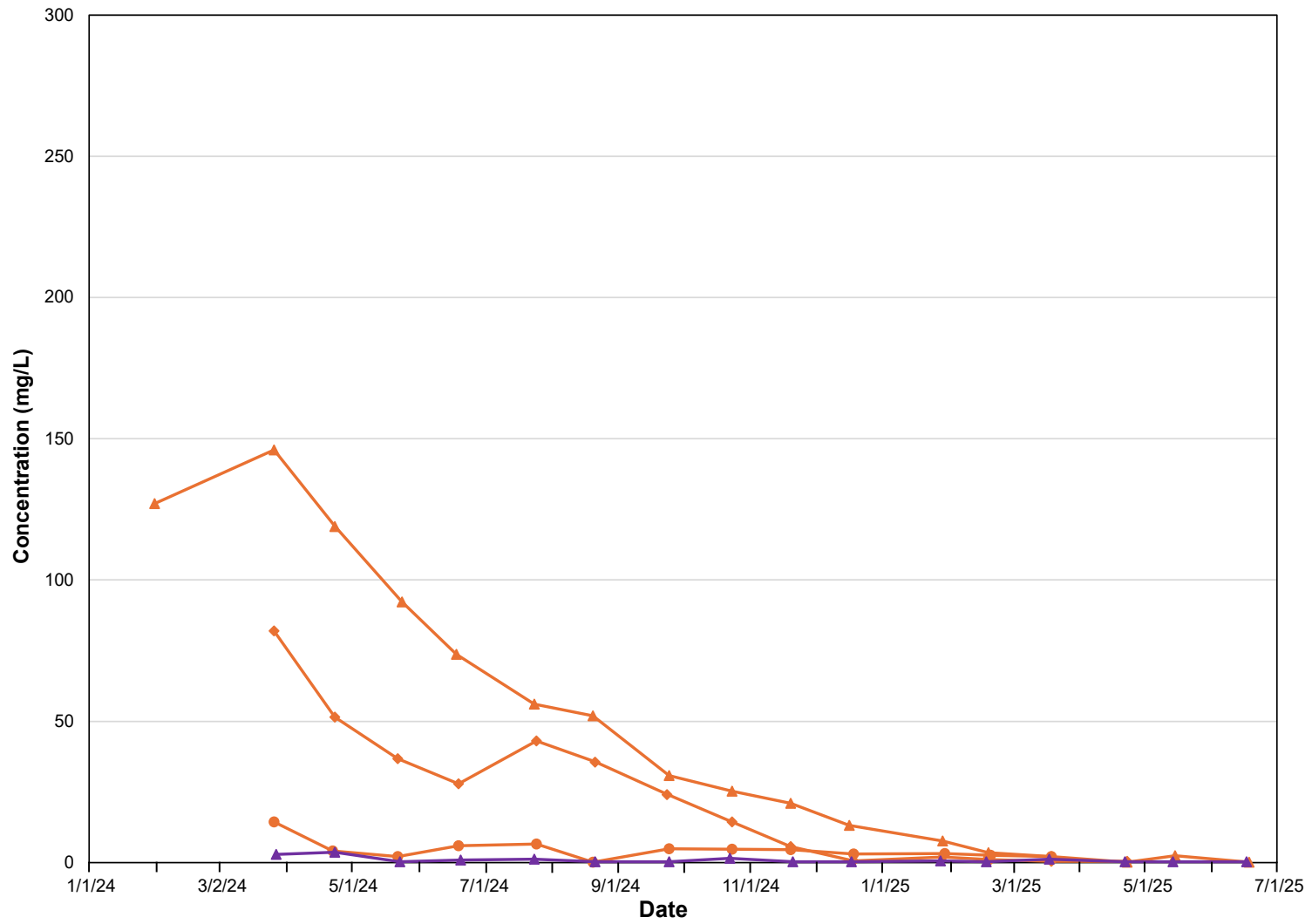


Legend

- | | | | |
|--|--|---|--|
| ■ Industrial Water Well | ▲ MW-1-200 | ▲ MW-2-200 | ▲ MW-3-200 |
| ■ Cottages Well | ● MW-1-500 | ● MW-2-500 | ● MW-3-500 |
| ○ Produced Water | ▲ MW-1-700 | ▲ MW-2-700 | ▲ MW-3-700 |
| ★ Brine | | | |

Figure 5
Groundwater Piper Diagram
 Sulphur Dome
 Westlake US 2, LLC
 Calcacieu Parish, Louisiana

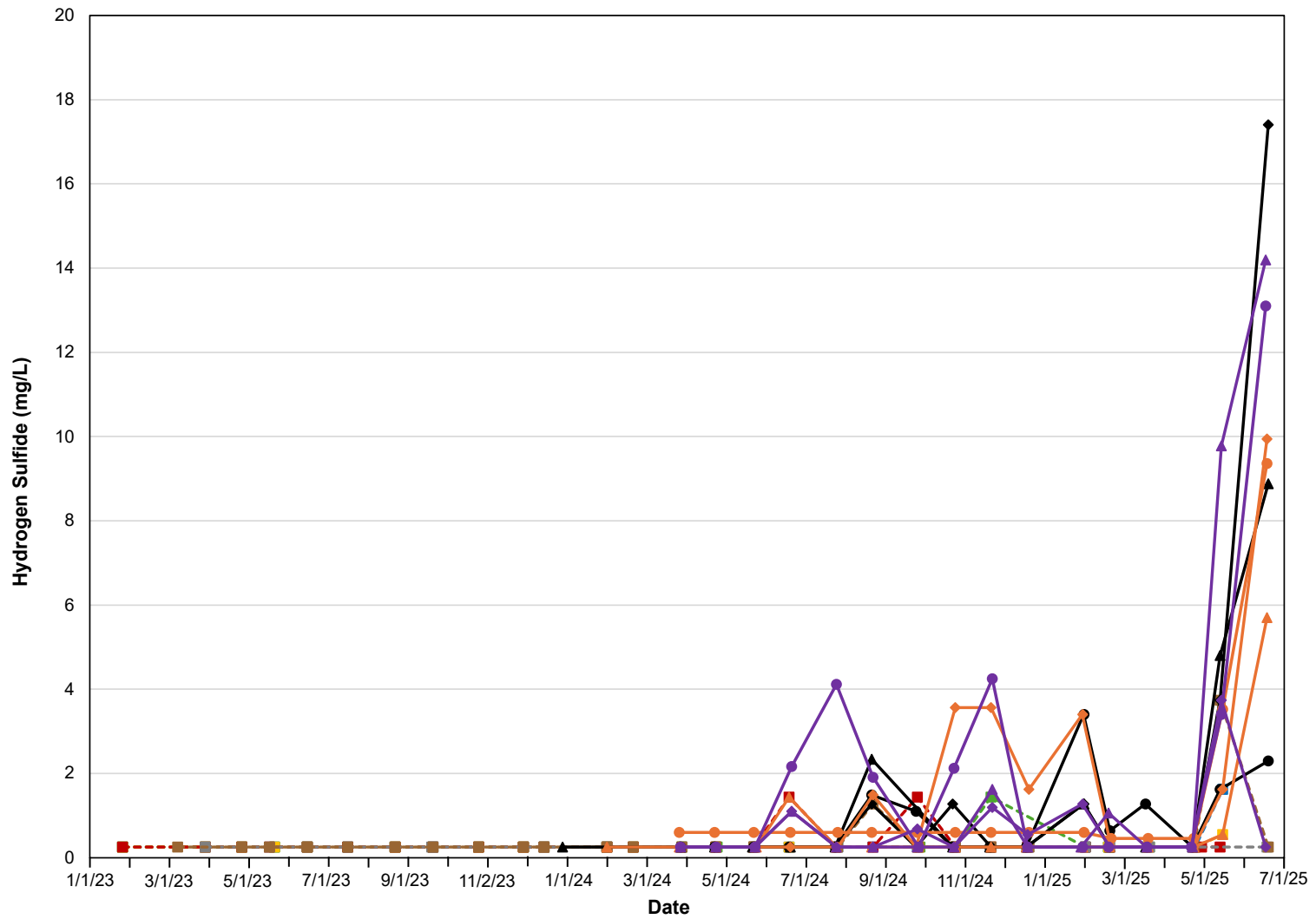




- Legend**
- MW-2-200
 - MW-2-500
 - MW-2-700
 - MW-3-200

Figure 6
Groundwater Sulfate Trend
Sulphur Dome
Westlake US 2, LLC
Calcasieu Parish, Louisiana



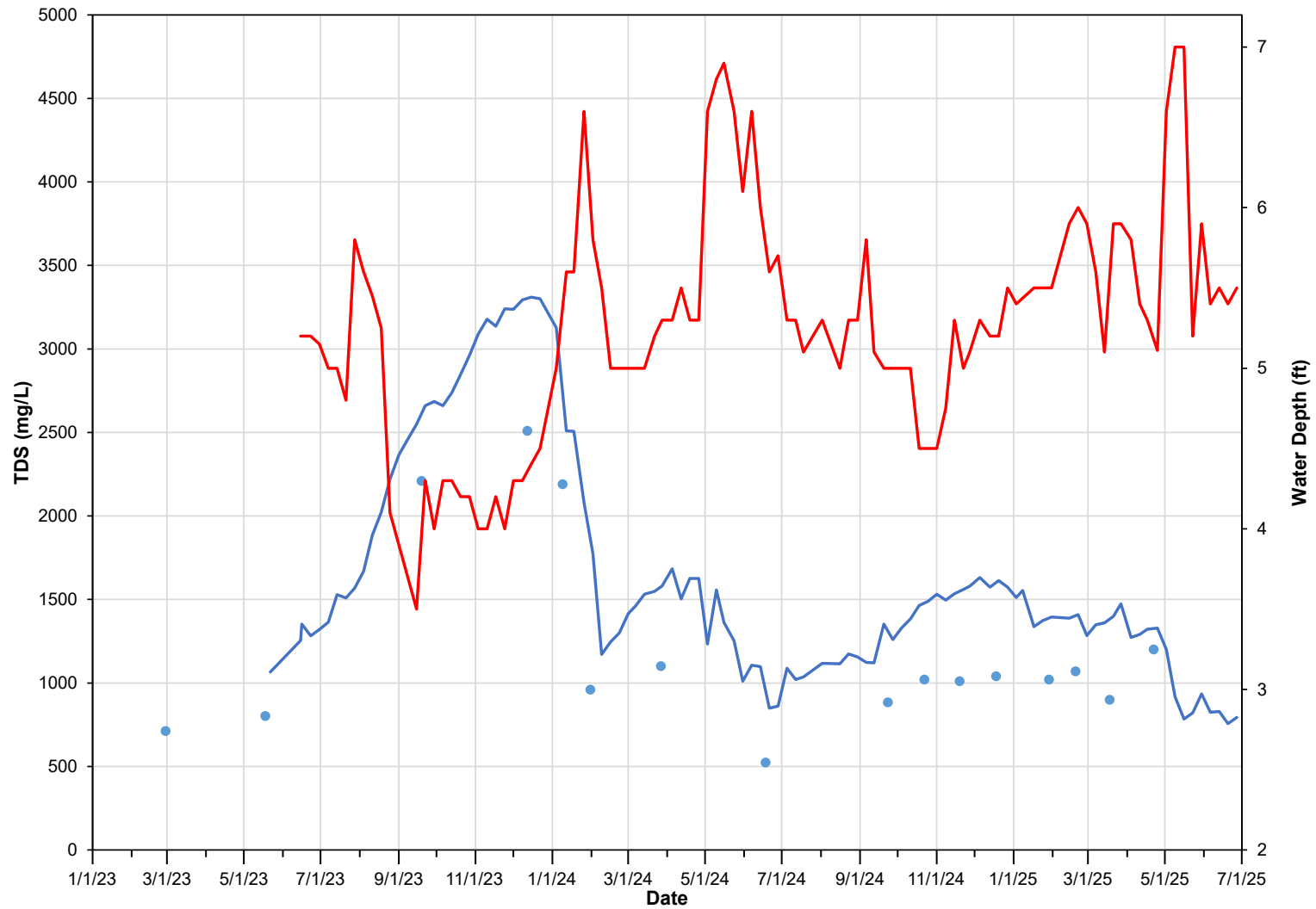


Legend

- 019-580 (Blue dashed line with square markers)
- 019-582 (Green dashed line with square markers)
- 019-995 (Yellow dashed line with square markers)
- 019-1055 (Red dashed line with square markers)
- 019-1603 (Grey dashed line with square markers)
- Cottages (Brown dashed line with square markers)
- MW-1-200 (Black solid line with triangle markers)
- MW-1-500 (Black solid line with circle markers)
- MW-1-700 (Black solid line with diamond markers)
- MW-2-200 (Orange solid line with triangle markers)
- MW-2-500 (Orange solid line with circle markers)
- MW-2-700 (Orange solid line with diamond markers)
- MW-3-200 (Purple solid line with triangle markers)
- MW-3-500 (Purple solid line with circle markers)
- MW-3-700 (Purple solid line with diamond markers)

Figure 7
Groundwater Hydrogen Sulfide Trend
 Sulphur Dome
 Westlake US 2, LLC
 Calcasieu Parish, Louisiana





Legend

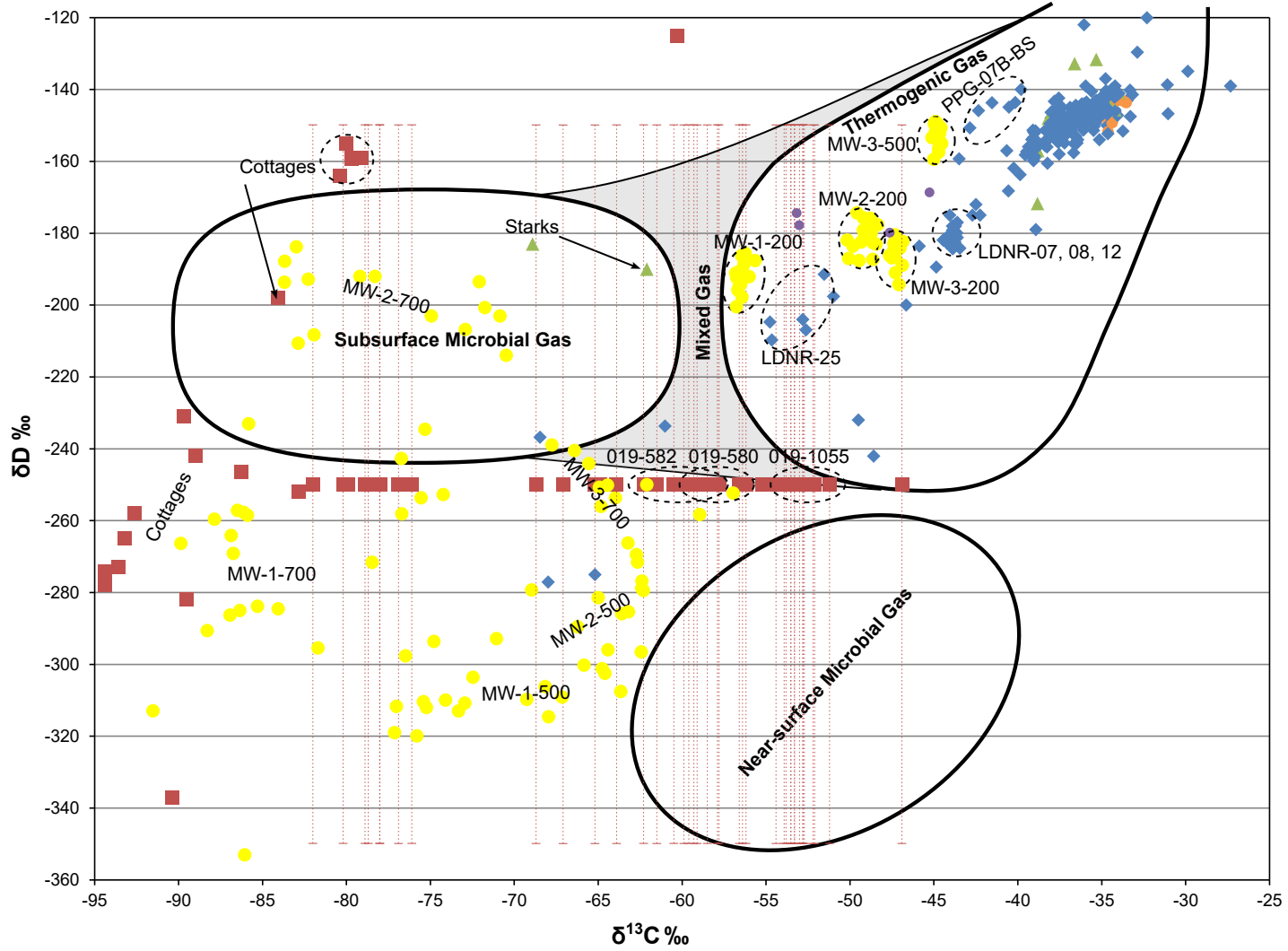
- Field TDS (mg/L)
- Water Depth (ft)
- Laboratory TDS at LDNR 12 (mg/L)

Notes:

Field TDS measured from approximately 5-ft deep with handheld Ultrameter II, which is calculated based on Specific Conductivity.

Figure 8
Central Lake TDS Trend
 Sulphur Dome
 Westlake US 2, LLC
 Calcasieu Parish, Louisiana





Legend

- Cavern Gas (Lonquist)
- ◆ Bubble Site
- Groundwater
- Monitoring Well
- ▲ Brine
- Production Gas

Notes:
 If δD is not analyzed due to insufficient methane in sample δD is assumed at -250‰ with error bars added.
 Coleman, D.D., Liu, C., Hackley, K.C., and Pelphrey, S.R., 1995, Identification of Landfill Methane, Environmental Geosciences, Vol. 2, No. 2, pp. 95-103.

Figure 9
Methane Isotopes
 Sulphur Dome
 Westlake US 2, LLC
 Calcasieu Parish, Louisiana





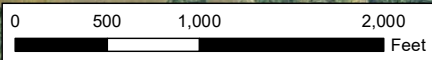
Legend

- Water Well Sample Location
- "200-foot" Sand Monitoring Well
- General Direction of Groundwater Flow
- Potentiometric Surface Contour (5 ft)

Notes:
 Groundwater elevations adjusted to equivalent
 freshwater head (Post, et al., 2007)
 Nov 2024 aerial imagery via Google Earth.

Figure 10
Potentiometric Surface Map - April 2025
"200-foot" Sand
 Sulphur Dome
 Westlake US 2, LLC
 Calcasieu Parish, Louisiana





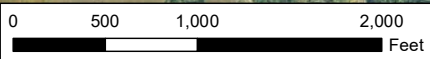
Legend

- Water Well Sample Location
- "500-foot" Sand Monitoring Well
- General Direction of Groundwater Flow
- Potentiometric Surface Contours (0.5 ft)





Notes:
 Groundwater elevations adjusted to equivalent
 freshwater head (Post, et al., 2007)
 Nov 2024 aerial imagery via Google Earth.

Figure 11
Potentiometric Surface Map - April 2025
"500-foot" Sand
 Sulphur Dome
 Westlake US 2, LLC
 Calcasieu Parish, Louisiana






Legend

-  Water Well Sample Location
-  "700-foot" Sand Monitoring Well
-  General Direction of Groundwater Flow
-  Potentiometric Surface Contours (0.5 ft)





Notes:
 Groundwater elevations adjusted to equivalent
 freshwater head (Post, et al., 2007)
 Nov 2024 aerial imagery via Google Earth.

Figure 12
Potentiometric Surface Map - April 2025
"700-foot" Sand
 Sulphur Dome
 Westlake US 2, LLC
 Calcasieu Parish, Louisiana





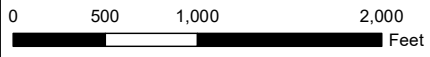
Legend

-  Water Well Sample Location
-  "200-foot" Sand Monitoring Well
-  General Direction of Groundwater Flow
-  Potentiometric Surface Contour (5 ft.)





Notes:
 Groundwater elevations adjusted to equivalent
 freshwater head (Post, et al., 2007)
 Nov 2024 aerial imagery via Google Earth.

Figure 13
Potentiometric Surface Map - May 2025
"200-foot" Sand
 Sulphur Dome
 Westlake US 2, LLC
 Calcasieu Parish, Louisiana





Legend

-  Water Well Sample Location
-  "500-foot" Sand Monitoring Well
-  General Direction of Groundwater Flow
-  Potentiometric Surface Contour (0.5 ft.)

Notes:
 Groundwater elevations adjusted to equivalent
 freshwater head (Post, et al., 2007)
 Nov 2024 aerial imagery via Google Earth.

Figure 14
Potentiometric Surface Map - May 2025
"500-foot" Sand
 Sulphur Dome
 Westlake US 2, LLC
 Calcasieu Parish, Louisiana





Legend

- Water Well Sample Location
- "700-foot" Sand Monitoring Well
- General Direction of Groundwater Flow
- Potentiometric Surface Contour (0.5 ft.)

Notes:
 Groundwater elevations adjusted to equivalent
 freshwater head (Post, et al., 2007)
 Nov 2024 aerial imagery via Google Earth.

Figure 15
Potentiometric Surface Map - May 2025
"700-foot" Sand
 Sulphur Dome
 Westlake US 2, LLC
 Calcasieu Parish, Louisiana





Legend

- Water Well Sample Location
- "200-foot" Sand Monitoring Well
- General Direction of Groundwater Flow
- Potentiometric Surface Contour (5 ft.)

Notes:
 Groundwater elevations adjusted to equivalent
 freshwater head (Post, et al., 2007)
 Nov 2024 aerial imagery via Google Earth.

Figure 16
Potentiometric Surface Map - June 2025
"200-foot" Sand
 Sulphur Dome
 Westlake US 2, LLC
 Calcasieu Parish, Louisiana






Legend

- Water Well Sample Location
- "500-foot" Sand Monitoring Well
- General Direction of Groundwater Flow
- Potentiometric Surface Contour (0.5 ft.)





Notes:
 Groundwater elevations adjusted to equivalent
 freshwater head (Post, et al., 2007)
 Nov 2024 aerial imagery via Google Earth.

Figure 17
Potentiometric Surface Map - June 2025
"500-foot" Sand
 Sulphur Dome
 Westlake US 2, LLC
 Calcasieu Parish, Louisiana





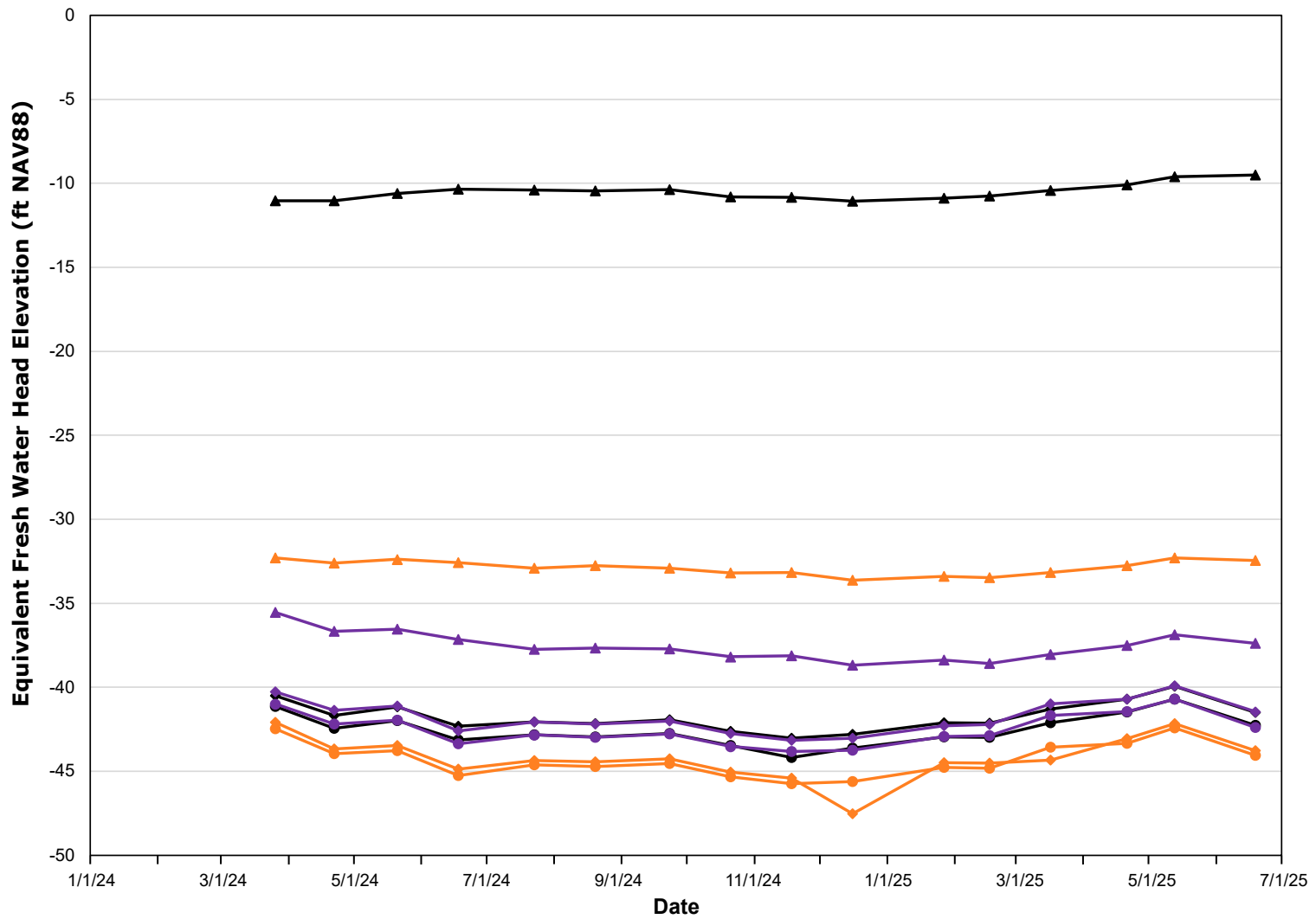
Legend

-  Water Well Sample Location
-  "700-foot" Sand Monitoring Well
-  General Direction of Groundwater Flow
-  Potentiometric Surface Contour (0.5 ft.)

Notes:
 Groundwater elevations adjusted to equivalent
 freshwater head (Post, et al., 2007)
 Nov 2024 aerial imagery via Google Earth.

Figure 18
Potentiometric Surface Map - June 2025
"700-foot" Sand
 Sulphur Dome
 Westlake US 2, LLC
 Calcasieu Parish, Louisiana





- Legend**
- ▲ MW-1-200
 - MW-1-500
 - ◆ MW-1-700
 - ▲ MW-2-200
 - MW-2-500
 - ◆ MW-2-700
 - ▲ MW-3-200
 - MW-3-500
 - ◆ MW-3-700

Figure 19
Groundwater Hydrograph
 Sulphur Dome
 Westlake US 2, LLC
 Calcasieu Parish, Louisiana





TABLES

List of Tables:

- 1 - Groundwater Data Summary
- 2 - Surface Water Data Summary
- 3 - Central Lake Water Column Profile
- 4 - Gas Data Summary
- 5 - Survey Results and Groundwater Elevations

Table 1
Groundwater Data Summary
Sulphur Dome
Calcasieu Parish, Louisiana

Constituent	Units	Sample ID Sample Location Sample Interval (ft) Sample Date Sampler	MW-1											
			MW-1-200											
			162-172'											
			7/23/24	8/20/24	9/26/24	10/21/24	11/18/24	12/16/24	1/29/25	2/18/25	3/17/25	4/22/25	5/13/25	6/19/25
ERM	ERM	ERM	ERM	ERM	ERM	ERM	ERM	ERM	ERM	ERM	ERM	ERM		
			Monitoring Wells											
Total Metals			RECAP GWSS											
Arsenic	mg/L	0.01	0.012	0.0102	0.0125	0.0119	0.0109	0.0108	0.0100	0.00837	0.00828	0.00770	0.00693	0.00852
Barium	mg/L	2	0.229	0.223	0.276	0.259	0.248	0.279	0.269	0.238	0.251	0.234	0.227	0.277
Calcium	mg/L	NS	18.4	15.6	21.7	20.6	18.5	20.2	20.6	17.5	16.3	15.3	15.1	20.0
Chromium	mg/L	0.1	0.000684 J	<0.0004	0.000925 J	0.000503 J	<0.0004	<0.0004	<0.0004	<0.0004	0.00197 J	<0.0004	<0.0004	<0.0004
Iron ^(a)	mg/L	0.3	0.373	0.243	0.242	0.374	0.292	0.184 J	0.188 J	0.225	0.253	0.158 J	0.221	0.398
Lead	mg/L	0.015	<0.0006	<0.0006	<0.0006	<0.0006	<0.0006	<0.0006	<0.0006	<0.0006	<0.0006	<0.0006	<0.0006	<0.0006
Magnesium	mg/L	NS	8.79	7.98	9.91	9.61	8.88	9.76	9.72	8.71	9.01	9.08	8.80	10.1
Manganese ^(a)	mg/L	0.05	0.0575	0.0494	0.0685	0.0668	0.0574	0.0606	0.0608	0.0466	0.0342	0.0314	0.0276	0.0566
Mercury	mg/L	0.002	<0.00003	<0.00003	<0.00003	<0.00003	<0.00003	<0.00003	<0.00003	<0.00003	0.000169 J	<0.00003	<0.00003	<0.00003
Nickel	mg/L	0.073	<0.0006	<0.0006	<0.0006	<0.0006	<0.0006	<0.0006	<0.0006	<0.0006	<0.0006	<0.0006	<0.0006	0.000665 J
Potassium	mg/L	NS	2.21	1.86	2.21	2.18	2.01	2.23	2.14	1.98	2.00	1.71	2.10	2.24
Sodium	mg/L	NS	89.7	82.9	98.1	97.6	89.5	101	97.6	89.7	91.3	94.5	96.8	102
Strontium	mg/L	NS	0.241	0.225	0.273	0.255	0.241	0.254	0.280	0.251	0.246	0.234	0.248	0.269
Vanadium	mg/L	0.026	<0.0006	<0.0006	<0.0006	<0.0006	<0.0006	<0.0006	<0.0006	<0.0006	<0.0006	<0.0006	<0.0006	<0.0006
Zinc	mg/L	1.1	0.0131	<0.002	<0.002	0.00240 J	<0.002	<0.002	0.0143	<0.002	0.00202 J	<0.00200	<0.00200	0.00934
Anions/Water Quality Parameters														
Bicarbonate Alkalinity	mg/L	NS	251	301	280	261	255	273	276	279	308	241	228	258
Bromide	mg/L	NS	0.124	<0.03	0.112	0.122	0.119	0.0843 J	0.0820 J	0.0704 J	<0.03	<0.03	0.0818 J	<0.03
Carbonate Alkalinity	mg/L	NS	12.4	16.0	<3	10.4	13.0	8.60	8.80	17.60	16.2	27.8	27.4	11.6
Chloride ^(a)	mg/L	250	32.6	38.4	35.4	36.1	37.0	37.5	38.6	37.2	35.6	35.0	38.0	35.8
Sulfate ^(a)	mg/L	250	0.458 J	<0.2	0.364 J	0.434 J	0.318 J	<0.2	<0.2	<0.2	<0.2	<0.2	<0.2	<0.2
Total Dissolved Solids (TDS) ^(a)	mg/L	500	256	272	352	370	348	336	312	358	276	298	368	320
pH ^(a)	SI	6.5 - 8.5	8.40 H	8.27 H	8.38 H	8.35 H	8.17 H	8.08 H	8.39 H	8.85 H	8.33 H	8.84 H	8.82 H	8.42 H
pH (field)	SI	6.5 - 8.5	8.42	8.54	7.46	6.43	8.34	8.23	8.33	8.59	8.44	9.10	8.63	8.26
Sulfides														
Hydrogen Sulfide	mg/L	NS	<0.5	2.34	NA	<0.5	<0.5	<0.5	1.28	<0.5	<0.5	<0.5	4.80^(c)	8.88
Sulfide	mg/L	NS	<1.2	2.20	<1.2	<1.2	<1.2	<1.2	1.20 J	<0.92	<0.92	<0.92	4.52 J ^(c)	8.26
Volatile Organic Compounds														
Benzene	mg/L	0.005	<0.0002	<0.0002	<0.0002	<0.0002	<0.0002	<0.0002	<0.0002	<0.0002	<0.0002	<0.0002	<0.00028	<0.00028
Ethylbenzene	mg/L	0.7	<0.0003	<0.0003	<0.0003	<0.0003	<0.0003	<0.0003	<0.0003	<0.0003	<0.0003	<0.0003	<0.00033	<0.00033
Toluene	mg/L	1	<0.0002	<0.0002	<0.0002	<0.0002	<0.0002	<0.0002	<0.0002	<0.0002	<0.0002	<0.0002	<0.00033	<0.00033
m,p-Xylene	mg/L	10	<0.0005	<0.0005	<0.0005	<0.0005	<0.0005	<0.0005	<0.0005	<0.0005	<0.0005	<0.0005	<0.00061	<0.00061
o-Xylene	mg/L	10	<0.0003	<0.0003	<0.0003	<0.0003	<0.0003	<0.0003	<0.0003	<0.0003	<0.0003	<0.0003	<0.00031	<0.00031
Xylenes, Total	mg/L	10	<0.0003	<0.0003	<0.0003	<0.0003	<0.0003	<0.0003	<0.0003	<0.0003	<0.0003	<0.0003	<0.00092	<0.00092
TPH Fractions														
Aliphatics >C6-C8	mg/L	3.2	<0.0333	<0.0333	<0.0333	<0.0333	<0.0333	<0.0333	<0.0018	<0.0018	<0.0018	<0.0018	<0.0018	<0.0018
Aliphatics >C8-C10	mg/L	0.15	<0.0333	<0.0333	<0.0333	<0.0333	0.0336 J	<0.0333	<0.0004	<0.0004	<0.0004	<0.0004	<0.0004	<0.0004
Aliphatics >C10-C12	mg/L	0.15	<0.025	<0.025	<0.025	<0.001	<0.025	<0.0333	<0.025	<0.025	<0.025	<0.025	<0.025	<0.025
Aliphatics >C12-C16	mg/L	0.15	<0.025	<0.025	<0.025	0.0214	<0.025	<0.025	<0.025	<0.025	<0.025	<0.025	<0.025	<0.025
Aliphatics >C16-C35	mg/L	7.3	0.0377 J	<0.025	<0.025	0.0255	<0.025	<0.025	<0.025	<0.025	<0.025	<0.025	<0.025	<0.025
Aromatics >C8-C10	mg/L	0.15	<0.0333	<0.0333	<0.0333	<0.0333	<0.0333	<0.0333	<0.0006	<0.0006	<0.0006	<0.0006	<0.0006	<0.0006
Aromatics >C10-C12	mg/L	0.15	<0.025	<0.025	<0.025	0.0138	<0.025	<0.025	<0.025	<0.025	<0.025	<0.025	<0.025	<0.025
Aromatics >C12-C16	mg/L	0.15	<0.025	<0.025	<0.025	0.0130	<0.025	<0.025	<0.025	<0.025	<0.025	<0.025	<0.025	<0.025
Aromatics >C16-C21	mg/L	0.15	<0.025	<0.025	<0.025	<0.003	<0.025	<0.025	<0.025	<0.025	<0.025	<0.025	<0.025	<0.025
Aromatics >C21-C35	mg/L	0.15	<0.025	<0.025	<0.025	<0.009	<0.025	<0.025	<0.025	<0.025	<0.025	<0.025	<0.025	<0.025

Notes

J - Estimated Value reported below the detection limit.

H - pH is received at the lab outside of hold time.

< - Not Detected at the reporting limit shown.

Bolded values deteted in the sample.

NA - Not Analyzed

NS - No Standard

^(a) - EPA Secondary MCL (No RECAP standard)

^(b) - Duplicate sample result (discrepancy with original)

Blue shaded values exceed standard

^(c) - Resampled Values

Table 1
Groundwater Data Summary
Sulphur Dome
Calcasieu Parish, Louisiana

Constituent	Units	Sample ID Sample Location Sample Interval (ft) Sample Date Sampler	MW-1												
			MW-1-500												
			503-513'												
			7/23/24	8/20/24	9/23/24	10/21/24	11/18/24	12/16/24	1/29/25	2/18/25	3/17/25	4/22/25	5/13/25	6/19/25	
ERM	ERM	ERM	ERM	ERM	ERM	ERM	ERM	ERM	ERM	ERM	ERM	ERM			
		RECAP GWSS	Monitoring Wells												
Total Metals			0.01	0.00106 J	0.000455 J	0.000655 J	0.000559 J	<0.0004	<0.0004	0.000459 J	0.00102 J	0.000653 J	<0.0004	<0.0004	<0.0004
Arsenic	mg/L	0.01	0.00106 J	0.000455 J	0.000655 J	0.000559 J	<0.0004	<0.0004	0.000459 J	0.00102 J	0.000653 J	<0.0004	<0.0004	<0.0004	
Barium	mg/L	2	0.223	0.260	0.246	0.257	0.274	0.229	0.221	0.227	0.227	0.226	0.219	0.209	
Calcium	mg/L	NS	12.9	8.65	11.4	10.6	9.97	9.07	12.3	12.4	12.9	9.18	9.12	9.18	
Chromium	mg/L	0.1	0.000955 J	0.000710 J	0.000826 J	0.000610 J	0.000606 J	<0.0004	<0.0004	0.00281 J	0.000788 J	<0.0004	<0.0004	<0.0004	
Iron ^(a)	mg/L	0.3	2.33	1.33	1.27	1.84	0.833	0.807	0.939	0.381	0.268	<0.0120	0.637	0.770	
Lead	mg/L	0.015	<0.0006	<0.0006	<0.0006	<0.0006	<0.0006	<0.0006	<0.0006	<0.0006	<0.0006	<0.0006	<0.0006	<0.0006	
Magnesium	mg/L	NS	4.27	3.26	3.85	4.04	4.07	3.89	4.58	4.29	4.74	3.66	4.43	5.05	
Manganese ^(a)	mg/L	0.05	0.0467	0.0304	0.0296	0.0317	0.0238	0.0220	0.0364	0.0370	0.0330	0.0224	0.0283	0.0292	
Mercury	mg/L	0.002	<0.00003	<0.00003	<0.00003	<0.00003	<0.00003	<0.00003	<0.00003	<0.00003	<0.00003	<0.00003	<0.00003	<0.00003	
Nickel	mg/L	0.073	<0.0006	<0.0006	<0.0006	<0.0006	<0.0006	0.000852 J	<0.0006	0.000862 J	0.00109 J	0.00103 J	<0.0006	<0.0006	
Potassium	mg/L	NS	3.59	3.78	4.36	4.52	4.68	4.80	5.35	5.19	5.68	7.16	7.46	8.37	
Sodium	mg/L	NS	46.1	42.3	44.4	45.0	45.5	43.5	47.2	44.1	45.8	47.2	48.7	53.7	
Strontium	mg/L	NS	0.249	0.232	0.243	0.234	0.236	0.213	0.254	0.245	0.248	0.220	0.235	0.233	
Vanadium	mg/L	0.026	<0.0006	<0.0006	<0.0006	<0.0006	<0.0006	<0.0006	<0.0006	<0.0006	<0.0006	<0.0006	<0.0006	<0.0006	
Zinc	mg/L	1.1	0.00478	0.0117	0.00379 J	0.00245 J	0.00216 J	0.00204 J	<0.002	0.00326 J	0.00235 J	<0.00200	0.0115	0.00441	
Anions/Water Quality Parameters															
Bicarbonate Alkalinity	mg/L	NS	134	145	118	116	112	123	127	132	170	129	125	128	
Bromide	mg/L	NS	0.121	<0.03	0.106	0.117	0.114	0.0759 J	0.0736 J	0.0414 J	<0.03	<0.03	0.0786 J	<0.03	
Carbonate Alkalinity	mg/L	NS	12.00	5 J	7.40	<3.5	9.60	4.40 J	7.40	8.20 J	<3	9.60 J	11.4	8.40 J	
Chloride ^(a)	mg/L	250	23.7	30.3	24.2	24.9	25.4	25.7	25.0	26.9	22.7	22.8	24.6	21.8	
Sulfate ^(a)	mg/L	250	0.457 J	<0.2	0.387 J	0.347 J	<0.2	<0.2	<0.2	0.238 J	0.286 J	0.214 J	<0.2	<0.2	
Total Dissolved Solids (TDS) ^(a)	mg/L	500	158	166	148	214	160	170	170	206	160	218	202	172	
pH ^(a)	SI	6.5 - 8.5	8.72 H	8.61	8.59 H	8.59 H	8.55 H	8.31 H	8.72 H	9.39 H	8.59 H	8.66 H	8.72 H	8.55 H	
pH (field)	SI	6.5 - 8.5	8.61	8.60	7.93	8.44	9.06	8.49	8.74	8.68	8.56	8.86	8.38	8.27	
Sulfides															
Hydrogen Sulfide	mg/L	NS	<0.5	1.49	1.10	<0.5	<0.5	<0.5	3.40	0.638 J	1.28	<0.5	1.62 ^(c)	2.30	
Sulfide	mg/L	NS	<1.2	1.40	<1.2	<1.2	<1.2	<1.2	3.20	<0.92	1.20 J	<0.92	1.52 J ^(c)	2.16 J	
Volatile Organic Compounds															
Benzene	mg/L	0.005	<0.0002	<0.0002	<0.0002	<0.0002	<0.0002	<0.0002	<0.0002	<0.0002	<0.0002	<0.0002	<0.00028	<0.00028	
Ethylbenzene	mg/L	0.7	<0.0003	<0.0003	<0.0003	<0.0003	<0.0003	<0.0003	<0.0003	<0.0003	<0.0003	<0.0003	<0.00033	<0.00033	
Toluene	mg/L	1	0.007	<0.0002	0.00034 J	<0.0002	<0.0002	<0.0002	<0.0002	<0.0002	<0.0002	<0.0002	<0.00033	<0.00033	
m,p-Xylene	mg/L	10	<0.0005	<0.0005	<0.0005	<0.0005	<0.0005	<0.0005	<0.0005	<0.0005	<0.0005	<0.0005	<0.00061	<0.00061	
o-Xylene	mg/L	10	<0.0003	<0.0003	<0.0003	<0.0003	<0.0003	<0.0003	<0.0003	<0.0003	<0.0003	<0.0003	<0.00031	<0.00031	
Xylenes, Total	mg/L	10	<0.0003	<0.0003	<0.0003	<0.0003	<0.0003	<0.0003	<0.0003	<0.0003	<0.0003	<0.0003	<0.00092	<0.00092	
TPH Fractions															
Aliphatics >C6-C8	mg/L	3.2	<0.0333	<0.0333	0.0109 J	<0.0333	<0.0333	<0.0333	<0.0018	<0.0018	<0.0018	<0.0018	<0.0018	<0.0018	
Aliphatics >C8-C10	mg/L	0.15	<0.0333	<0.0333	0.00769 J	<0.0333	0.0350 J	<0.0333	<0.0004	<0.0004	<0.0004	<0.0004	<0.0004	<0.0004	
Aliphatics >C10-C12	mg/L	0.15	<0.025	<0.025	<0.025	<0.001	<0.025	<0.025	<0.025	<0.025	<0.025	<0.025	<0.025	<0.025	
Aliphatics >C12-C16	mg/L	0.15	<0.025	<0.025	<0.025	0.0205	<0.025	<0.025	<0.025	<0.025	<0.025	<0.025	<0.025	<0.025	
Aliphatics >C16-C35	mg/L	7.3	<0.025	<0.025	<0.025	0.0241	<0.025	<0.025	<0.025	<0.025	<0.025	<0.025	<0.025	<0.025	
Aromatics >C8-C10	mg/L	0.15	<0.0333	<0.0333	<0.018	<0.0333	<0.0333	<0.0333	<0.0006	<0.0006	<0.0006	<0.0006	<0.0006	<0.0006	
Aromatics >C10-C12	mg/L	0.15	<0.025	<0.025	<0.025	<0.001	<0.025	<0.025	<0.025	<0.025	<0.025	<0.025	<0.025	<0.025	
Aromatics >C12-C16	mg/L	0.15	<0.025	<0.025	<0.025	<0.004	<0.025	<0.025	<0.025	<0.025	<0.025	<0.025	<0.025	<0.025	
Aromatics >C16-C21	mg/L	0.15	<0.025	<0.025	<0.025	<0.003	<0.025	<0.025	<0.025	<0.025	<0.025	<0.025	<0.025	<0.025	
Aromatics >C21-C35	mg/L	0.15	<0.025	<0.025	<0.025	<0.009	<0.025	<0.025	<0.025	<0.025	<0.025	<0.025	<0.025	<0.025	

Notes
 J - Estimated Value reported below the detection limit.
 H - pH is received at the lab outside of hold time.
 < - Not Detected at the reporting limit shown.
Bolded values detected in the sample.
 NA - Not Analyzed
 NS - No Standard
 (a) - EPA Secondary MCL (No RECAP standard)
 (b) - Duplicate sample result (discrepancy with original)
 Blue shaded values exceed standard
 (c) - Resampled Values

Table 1
Groundwater Data Summary
Sulphur Dome
Calcasieu Parish, Louisiana

Constituent	Units	Sample ID	MW-1											
		Sample Location	MW-1-700											
		Sample Interval (ft)	694-704'											
		Sample Date	7/23/24	8/20/24	9/23/24	10/21/24	11/19/24	12/16/24	1/29/25	2/18/25	3/18/25	4/22/25	5/13/25	6/19/25
		Sampler	ERM	ERM	ERM	ERM	ERM	ERM	ERM	ERM	ERM	ERM	ERM	ERM
			Monitoring Wells											
Total Metals		RECAP GWSS												
Arsenic	mg/L	0.01	0.00117 J	0.000525 J	0.000627 J	0.000731 J	0.000607 J	0.000651 J	0.000939 J	0.00134 J	0.00105 J	0.000535 J	0.00137 J	0.000675 J
Barium	mg/L	2	0.0768	0.104	0.0950	0.0799	0.0892	0.0832	0.0732	0.0737	0.0718	0.0697	0.0677	0.0599
Calcium	mg/L	NS	3.49	2.62	2.59	2.14	2.34	2.31	2.56	2.66	2.69	1.84	2.80	2.05
Chromium	mg/L	0.1	0.000656 J	0.000443 J	0.00105 J	0.000687 J	0.000641 J	<0.0004	0.000906 J	<0.0004	<0.0004	<0.0004	<0.0004	0.000405 J
Iron ^(a)	mg/L	0.3	0.885	1.33	1.00	1.12	0.809	1.40	0.964	0.960	1.83	0.0607 J	1.03	0.917
Lead	mg/L	0.015	0.00614	0.00517	0.000660 J	0.00320	0.00108 J	0.00299	0.000967 J	<0.0006	0.000961 J	0.00161 J	0.000681 J	0.002
Magnesium	mg/L	NS	0.526	0.645	0.572	0.423	0.510	0.451	0.428	0.387	0.418	0.313	0.418	0.396
Manganese ^(a)	mg/L	0.05	0.01370	0.01330	0.01190	0.0117	0.00912	0.0124	0.00852	0.00931	0.0155	0.00146 J	0.0111	0.0113
Mercury	mg/L	0.002	<0.00003	<0.00003	<0.00003	<0.00003	<0.00003	<0.00003	<0.00003	<0.00003	<0.00003	<0.00003	<0.00003	<0.00003
Nickel	mg/L	0.073	0.000776 J	<0.0006	<0.0006	<0.0006	<0.0006	0.000753 J	0.000627 J	0.000661 J	0.00164 J	<0.0006	<0.0006	0.000851 J
Potassium	mg/L	NS	2.38	1.98	2.26	1.87	2.51	2.51	2.60	2.35	2.16	2.20	2.30	2.92
Sodium	mg/L	NS	187	173	179	149	190	197	206	179	171	160	189	236
Strontium	mg/L	NS	0.093	0.0989	0.0919	0.0726	0.0804	0.0769	0.0748	0.0754	0.0705	0.0675	0.0703	0.0655
Vanadium	mg/L	0.026	0.000834 J	<0.0006	<0.0006	<0.0006	<0.0006	0.000649 J	0.000610 J	0.00100 J	<0.0006	<0.0006	0.00116 J	0.00116 J
Zinc	mg/L	1.1	0.00907	0.00394	0.00310 J	0.00209 J	0.00274 J	0.00406	0.00222 J	0.00245 J	0.00323 J	0.0221	0.00396 J	0.00612
Anions/Water Quality Parameters														
Bicarbonate Alkalinity	mg/L	NS	226	268	245	220	222	244	220	223	296	237	207	222
Bromide	mg/L	NS	0.164	<0.03	0.154	0.172	0.178	0.144	0.132	0.107	<0.03	<0.03	0.131	0.124
Carbonate Alkalinity	mg/L	NS	61.8	58.0	50.2	51.6	60.2	56.4	72.8	84.6	48.6	50.6	70.8	65.0
Chloride ^(a)	mg/L	250	105	131	105	105	112	111	107	110	102	102	108	100
Sulfate ^(a)	mg/L	250	1.87	<0.2	0.395 J	0.436 J	0.357 J	<0.2	0.512	0.926	0.829	0.309 J	0.497	<0.2
Total Dissolved Solids (TDS) ^(a)	mg/L	500	396	464	442	478	472	456	440	490	518	444	484	448
pH ^(a)	SI	6.5 - 8.5	9.27 H	9.03	9.14 H	9.43 H	9.00 H	9.35 H	9.48 H	9.24 H	9.11 H	9.26 H	9.48 H	9.29 H
pH (field)	SI	6.5 - 8.5	8.88	9.13	8.28	7.11	11.04	9.15	9.34	9.38	9.67	9.41	9.04	9.07
Sulfides														
Hydrogen Sulfide	mg/L	NS	<0.5	1.28	<0.5	1.28	<0.5	<0.5	1.28	<0.5	<0.5	<0.5	3.74^(c)	17.4
Sulfide	mg/L	NS	<1.2	1.20 J	<1.2	1.20 J	<1.2	<1.2	1.20 J	<0.92	<0.92	<0.92	3.52 J ^(c)	16.4
Volatile Organic Compounds														
Benzene	mg/L	0.005	<0.0002	<0.0002	<0.0002	<0.0002	<0.0002	<0.0002	<0.0002	<0.0002	<0.0002	<0.0002	<0.00028	<0.00028
Ethylbenzene	mg/L	0.7	<0.0003	<0.0003	<0.0003	<0.0003	<0.0003	<0.0003	<0.0003	<0.0003	<0.0003	<0.0003	<0.00033	<0.00033
Toluene	mg/L	1	0.0026	<0.0002	0.00039 J	<0.0002	<0.0002	<0.0002	<0.0002	<0.0002	<0.0002	<0.0002	<0.00033	<0.00033
m,p-Xylene	mg/L	10	<0.0005	<0.0005	<0.0005	<0.0005	<0.0005	<0.0005	<0.0005	<0.0005	<0.0005	<0.0005	<0.00061	<0.00061
o-Xylene	mg/L	10	<0.0003	<0.0003	<0.0003	<0.0003	<0.0003	<0.0003	<0.0003	<0.0003	<0.0003	<0.0003	<0.0002	<0.0002
Xylenes, Total	mg/L	10	<0.0003	<0.0003	<0.0003	<0.0003	<0.0003	<0.0003	<0.0003	<0.0003	<0.0003	<0.0003	<0.00092	<0.00092
TPH Fractions														
Aliphatics >C6-C8	mg/L	3.2	<0.0333	<0.0333	0.0102 J	<0.0333	<0.0333	<0.0333	<0.0018	<0.0018	<0.0018	<0.0018	<0.0018	<0.0018
Aliphatics >C8-C10	mg/L	0.15	<0.0333	<0.0333	<0.00599	<0.0333	0.0357 J	<0.0333	<0.0004	<0.0004	<0.0004	<0.0004	<0.0004	<0.0004
Aliphatics >C10-C12	mg/L	0.15	<0.025	<0.025	<0.025	0.0105	<0.025	<0.025	<0.025	<0.025	<0.025	<0.025	<0.025	<0.025
Aliphatics >C12-C16	mg/L	0.15	<0.025	<0.025	<0.025	0.0283	<0.025	<0.025	<0.025	<0.025	<0.025	<0.025	<0.025	<0.025
Aliphatics >C16-C35	mg/L	7.3	0.0355 J	<0.025	<0.025	0.0240	<0.025	0.0308 J	<0.025	<0.025	<0.025	<0.025	<0.025	<0.025
Aromatics >C8-C10	mg/L	0.15	<0.0333	<0.0333	<0.018	<0.0333	<0.0333	<0.0333	<0.0006	<0.0006	<0.0006	<0.0006	<0.0006	<0.0006
Aromatics >C10-C12	mg/L	0.15	<0.025	<0.025	<0.025	<0.001	<0.025	<0.025	<0.025	<0.025	<0.025	<0.025	<0.025	<0.025
Aromatics >C12-C16	mg/L	0.15	<0.025	<0.025	<0.025	<0.004	<0.025	<0.025	<0.025	<0.025	<0.025	<0.025	<0.025	<0.025
Aromatics >C16-C21	mg/L	0.15	<0.025	<0.025	<0.025	<0.003	<0.025	<0.025	<0.025	<0.025	<0.025	<0.025	<0.025	<0.025
Aromatics >C21-C35	mg/L	0.15	<0.025	<0.025	<0.025	<0.009	<0.025	<0.025	<0.025	<0.025	<0.025	<0.025	<0.025	<0.025

Notes
 J - Estimated Value reported below the detection limit.
 H - pH is received at the lab outside of hold time.
 < - Not Detected at the reporting limit shown.
Bolded values detected in the sample.
 NA - Not Analyzed
 NS - No Standard
 (a) - EPA Secondary MCL (No RECAP standard)
 (b) - Duplicate sample result (discrepancy with original)
 Blue shaded values exceed standard
 (c) - Resampled Values

Table 1
Groundwater Data Summary
Sulphur Dome
Calcasieu Parish, Louisiana

Sample ID Sample Location Sample Interval (ft) Sample Date Sampler			MW-2											
			MW-2-200											
			230-240'											
			7/24/24	8/20/24	9/24/24	10/23/24	11/19/24	12/16/24	1/28/25	2/19/25	3/19/25	4/23/25	5/15/25	6/18/25
ERM	ERM	ERM	ERM	ERM	ERM	ERM	ERM	ERM	ERM	ERM	ERM			
Constituent	Units		Monitoring Wells											
Total Metals		RECAP GWSS												
Arsenic	mg/L	0.01	0.00125 J	0.000485 J	0.00141 J	0.00248	0.000671 J	0.000474 J	0.000616 J	0.000667 J	0.00186 J	0.000838 j	0.00407	0.000880 J
Barium	mg/L	2	0.0512	0.0316	0.0703	0.1030	0.0787	0.0885	0.0794	0.0863	0.115	0.0939	0.1680	0.0985
Calcium	mg/L	NS	5.14	2.74	6.38	9.86	6.38	6.66	6.51	6.45	7.10	6.53	16.5	7.83
Chromium	mg/L	0.1	<0.0004	0.000560 J	0.000654 J	0.000645 J	<0.0004	<0.0004	0.000849 J	0.00114 J	<0.0004	0.000413 J	<0.0004	<0.0004
Iron ^(a)	mg/L	0.3	0.0168 J	0.0361 J	0.0277 J	1.76	0.0351 J	0.0288 J	1.64	0.470	1.07	1.13	0.86	1.09
Lead	mg/L	0.015	<0.0006	<0.0006	<0.0006	<0.0006	<0.0006	<0.0006	<0.0006	<0.0006	<0.0006	<0.0006	<0.0006	<0.0006
Magnesium	mg/L	NS	0.575	0.034	1.19	2.10	1.70	2.14	2.15	2.26	2.42	1.94	3.83	2.77
Manganese ^(a)	mg/L	0.05	0.00197 J	0.00139 J	0.00531	0.0208	0.00450 J	0.00576	0.00808	0.00488 J	0.0121	0.0117	0.0237	0.0135
Mercury	mg/L	0.002	<0.00003	<0.00003	<0.00003	<0.00003	<0.00003	<0.00003	<0.00003	<0.00003	<0.00003	<0.00003	<0.00003	<0.00003
Nickel	mg/L	0.073	<0.0006	<0.0006	<0.0006	0.000673 J	<0.0006	<0.0006	0.000624 J	0.000606 J	0.000939 J	<0.0006	<0.0006	<0.0006
Potassium	mg/L	NS	4.86	4.28	3.99	4.43	4.58	4.40	4.29	4.12	4.03	4.19	2.90	4.78
Sodium	mg/L	NS	65.2	60.9	61.4	76.1	72.3	73.1	72.7	73.1	78.6	74.9	68.8	82.1
Strontium	mg/L	NS	0.184	0.159	0.206	0.258	0.254	0.247	0.224	0.245	0.236	0.220	0.293	0.244
Vanadium	mg/L	0.026	<0.0006	<0.0006	<0.0006	0.00140 J	<0.0006	<0.0006	<0.0006	<0.0006	<0.0006	<0.0006	<0.0006	<0.0006
Zinc	mg/L	1.1	0.0046	0.00460	0.00326 J	0.00437	0.00247 J	0.00251 J	0.00301 J	0.00203 J	0.00283 J	0.00315 J	0.00590	0.00913
Anions/Water Quality Parameters														
Bicarbonate Alkalinity	mg/L	NS	65.6	74.3	<3	132	138	141	147	151	162	152	181	165
Bromide	mg/L	NS	<0.03	<0.03	<0.03	<0.03	<0.03	<0.03	<0.03	<0.03	<0.03	<0.03	<0.03	<0.03
Carbonate Alkalinity	mg/L	NS	26.2	38.8	24.3	10.2	18.0	14.0	14.8	15.8	<3	14.6	13.2	17.2
Chloride ^(a)	mg/L	250	30.7	32.4	26.9	26.2	26.9	26.6	26.5	25.6	23.5	23.0	25.1	22.9
Sulfate ^(a)	mg/L	250	56	52.0	30.8	25.2	20.9	13.1	7.63	3.42	2.08	<0.2	2.48	<0.2
Total Dissolved Solids (TDS) ^(a)	mg/L	500	184	170	186	242	296	340	200	216	190	270	300	240
pH ^(a)	SI	6.5 - 8.5	9.46 H	9.35 H	8.05 H	8.80 H	8.95 H	8.99 H	8.94 H	8.88 H	8.66 H	8.81 H	8.49 H	8.80 H
pH (field)	SI	6.5 - 8.5	9.27	9.32	8.08	8.49	10.60	8.73	8.92	7.37	8.74	9.25	8.51	8.61
Sulfides														
Hydrogen Sulfide	mg/L	NS	<0.5	<0.5	<0.5	<0.5	<0.5	<0.5	<0.5	<0.5	<0.5	<0.5	0.552 J ^(c)	5.70
Sulfide	mg/L	NS	<1.2	<1.2	<1.2	<1.2	<1.2	<1.2	<1.2	<0.92	<0.92	<0.92	<0.92 ^(c)	5.36
Volatile Organic Compounds														
Benzene	mg/L	0.005	0.0092	0.00079 J	0.00036 J	<0.0002	<0.0002	<0.0002	<0.0002	<0.0002	<0.0002	<0.0002	<0.00028	<0.00028
Ethylbenzene	mg/L	0.7	<0.0003	<0.0003	<0.0003	<0.0003	<0.0003	<0.0003	<0.0003	<0.0003	<0.0003	<0.0003	<0.00033	<0.00033
Toluene	mg/L	1	0.0045	0.00084 J	0.00061 J	0.00062 J	<0.0002	<0.0002	<0.0002	<0.0002	<0.0002	<0.0002	<0.00033	<0.00033
m,p-Xylene	mg/L	10	<0.0005	<0.0005	<0.0005	<0.0005	<0.0005	<0.0005	<0.0005	<0.0005	<0.0005	<0.0005	<0.00061	<0.00061
o-Xylene	mg/L	10	<0.0003	<0.0003	<0.0003	<0.0003	<0.0003	<0.0003	<0.0003	<0.0003	<0.0003	<0.0003	<0.0002	<0.0002
Xylenes, Total	mg/L	10	<0.0003	<0.0003	<0.0003	<0.0003	<0.0003	<0.0003	<0.0003	<0.0003	<0.0003	<0.0003	<0.00092	<0.00092
TPH Fractions														
Aliphatics >C6-C8	mg/L	3.2	0.0394 J	<0.00688	<0.00688	<0.0333	<0.0333	<0.167	<0.0018	<0.0018	<0.0018	<0.0018	<0.0018	<0.0018
Aliphatics >C8-C10	mg/L	0.15	<0.0333	<0.00599	<0.00599	<0.0333	0.0359 J	<0.167	<0.0004	<0.0004	<0.0004	<0.0004	<0.0004	<0.0004
Aliphatics >C10-C12	mg/L	0.15	<0.025	<0.025	<0.025	<0.025	<0.025	<0.025	<0.025	<0.025	<0.025	<0.025	<0.025	<0.025
Aliphatics >C12-C16	mg/L	0.15	0.0433 J	<0.025	<0.025	<0.025	<0.025	<0.025	<0.025	<0.025	0.0251 J	<0.025	<0.025	<0.025
Aliphatics >C16-C35	mg/L	7.3	0.134	<0.025	<0.025	<0.025	0.0488 J	<0.025	<0.025	0.0454 J	0.114	<0.025	<0.025	<0.025
Aromatics >C8-C10	mg/L	0.15	<0.0333	<0.018	<0.018	<0.0333	<0.0333	<0.167	<0.0006	<0.0006	<0.0006	<0.0006	<0.0006	<0.0006
Aromatics >C10-C12	mg/L	0.15	<0.025	<0.025	<0.025	<0.025	<0.025	<0.025	<0.025	<0.025	<0.025	<0.025	<0.025	<0.025
Aromatics >C12-C16	mg/L	0.15	<0.025	<0.025	<0.025	<0.025	<0.025	<0.025	<0.025	<0.025	<0.025	<0.025	<0.025	<0.025
Aromatics >C16-C21	mg/L	0.15	<0.025	<0.025	<0.025	<0.025	<0.025	<0.025	<0.025	<0.025	<0.025	<0.025	<0.025	<0.025
Aromatics >C21-C35	mg/L	0.15	0.0424 J	<0.025	<0.025	<0.025	<0.025	<0.025	<0.025	<0.025	<0.025	<0.025	<0.025	<0.025

Notes

J - Estimated Value reported below the detection limit.
H - pH is received at the lab outside of hold time.
< - Not Detected at the reporting limit shown.
Bolded values detected in the sample.

NA - Not Analyzed

NS - No Standard

^(a) - EPA Secondary MCL (No RECAP standard)

^(b) - Duplicate sample result (discrepancy with original)

Blue shaded values exceed standard

^(c) - Resampled Values

Table 1
Groundwater Data Summary
Sulphur Dome
Calcasieu Parish, Louisiana

Sample ID Sample Location Sample Interval (ft) Sample Date Sampler		MW-2												
		MW-2-500												
		502-512'												
		7/25/24	8/20/24	9/24/24	10/23/24	11/19/24	12/18/24	1/29/25	2/19/25	3/19/25	4/23/25	5/15/25	6/18/25	
Constituent		Units	ERM	ERM	ERM	ERM	ERM	ERM	ERM	ERM	ERM	ERM	ERM	
Total Metals		RECAP GWSS	Monitoring Wells											
Arsenic	mg/L	0.01	0.000854 J	0.000601 J	0.000731 J	0.000915 J	0.00128 J	0.000698 J	0.000708 J	0.00102 J	0.00103 J	0.00115 J	0.000878 J	0.000929 J
Barium	mg/L	2	0.0813	0.0835	0.0718	0.0777	0.077	0.0696	0.0743	0.106	0.104	0.146	0.0866	0.0971
Calcium	mg/L	NS	2.64	3.75	3.05	3.93	2.84	2.35	4.02	7.86	7.23	13.0	5.53	6.50
Chromium	mg/L	0.1	0.000604 J	0.000678	0.00119 J	0.000543 J	0.000490 J	0.000558 J	0.000619 J	0.000746 J	<0.0004	<0.0004	<0.0004	<0.0004
Iron ^(a)	mg/L	0.3	0.747	0.0426	0.998	0.993	0.619	0.0480 J	0.619	6.53	2.96	1.36	0.941	1.63
Lead	mg/L	0.015	<0.0006	<0.0006	<0.0006	<0.0006	<0.0006	<0.0006	<0.0006	<0.0006	<0.0006	<0.0006	<0.0006	<0.0006
Magnesium	mg/L	NS	0.308	0.822	0.603	0.652	0.428	0.283	0.647	1.35	1.21	1.95	0.814	1.24
Manganese ^(a)	mg/L	0.05	0.0109	0.0023	0.0113	0.0157	0.00988	0.00139 J	0.00966	0.0696	0.0527	0.0391	0.0231	0.03340
Mercury	mg/L	0.002	<0.00003	<0.00003	<0.00003	<0.00003	<0.00003	<0.00003	<0.00003	<0.00003	<0.00003	<0.00003	<0.00003	<0.00003
Nickel	mg/L	0.073	0.00122 J	<0.0006	0.000923 J	0.000754 J	0.000898 J	<0.0006	<0.0006	0.00202	0.00113 J	0.000809 J	0.000670 J	0.000857 J
Potassium	mg/L	NS	74.20	56.1	57.9	64.8	63.7	61.1	54.1	45.2	50.3	31.7	55.6	56.90
Sodium	mg/L	NS	80.8	71.0	70.6	78.2	77.9	73.2	69.9	68.4	72.2	59.4	69.5	76.3
Strontium	mg/L	NS	0.204	0.245	0.245	0.312	0.355	0.381	0.388	0.446	0.452	0.413	0.511	0.4980
Vanadium	mg/L	0.026	0.000717 J	<0.0006	0.000980 J	<0.0006	0.000622 J	<0.0006	<0.0006	0.00137 J	0.000679 J	<0.0006	<0.0006	<0.0006
Zinc	mg/L	1.1	0.00659	0.00327 J	0.00438	0.00277 J	0.00237 J	0.00261 J	<0.002	0.00646	0.00533	0.00267 J	0.00249 J	0.00387 J
Anions/Water Quality Parameters														
Bicarbonate Alkalinity	mg/L	NS	53.0	<30	<3	102	7.50	18.9	17.6	18.0	<3	117	76.5	6.6 J
Bromide	mg/L	NS	<0.03	<0.03	<0.03	0.628	<0.03	<0.03	<0.03	<0.03	<0.03	<0.03	0.0819 J	<0.03
Carbonate Alkalinity	mg/L	NS	188	200	243	110	210	189	177	171	73.0	58.4	159.0	186
Chloride ^(a)	mg/L	250	37.7	41.3	37.0	37.0	37.6	37.4	38.8	38.7	37.3	36.7	40.1	36.0
Sulfate ^(a)	mg/L	250	6.54	<0.2	4.86	4.66	4.60	2.96	3.21	2.62	2.07	1.56	2.57	1.69
Total Dissolved Solids (TDS) ^(a)	mg/L	500	306	276	286	350	242	298	334	316	268	334	324	360
pH ^(a)	SI	6.5 - 8.5	10.6 H	10.4 H	10.4 H	10.9 H	10.9 H	11.0 H	11.0 H	10.5 H	10.5 H	9.56 H	10.9 H	10.6 H
pH (field)	SI	6.5 - 8.5	10.61	10.2	9.44	10.15	10.91	10.86	10.75	10.63	10.51	10.26	10.63	10.44
Sulfides														
Hydrogen Sulfide	mg/L	NS	<0.5	<0.5	<0.5	<0.5	<0.5	<0.5	<0.5	0.552 J	<0.5	<0.5	3.74^(c)	9.94
Sulfide	mg/L	NS	<1.2	<1.2	<1.2	<1.2	<1.2	<1.2	<1.2	<0.92	<0.92	<0.92	3.52 J ^(c)	9.36
Volatile Organic Compounds														
Benzene	mg/L	0.005	<0.0002	<0.0002	<0.0002	<0.0002	<0.0002	<0.0002	<0.0002	<0.0002	<0.0002	<0.00028	<0.00028	<0.00028
Ethylbenzene	mg/L	0.7	<0.0003	<0.0003	<0.0003	<0.0003	0.00033 J	<0.0003	<0.0003	<0.0003	<0.0003	<0.00033	<0.00033	<0.00033
Toluene	mg/L	1	0.0028	<0.0002	0.00056 J	0.00085 J	<0.0002	0.00076 J	0.00064 J	0.00069 J	0.00068 J	0.00044 J	<0.00033	<0.00033
m,p-Xylene	mg/L	10	0.0012 J	<0.0005	0.0012 J	0.0013 J	0.0016 J	0.0014 J	0.00095 J	0.0013 J	0.0011 J	<0.00061	<0.00061	0.0010 J
o-Xylene	mg/L	10	0.0012	<0.0003	0.0013	0.0015	0.0016	0.0015	0.0010	0.0013	0.0012	0.00080 J	<0.00031	0.00098 J
Xylenes, Total	mg/L	10	0.0024 J	<0.0003	0.0025 J	0.0028 J	0.0032	0.0029 J	0.0020 J	0.0025 J	0.0023 J	<0.00092	<0.00092	0.0020 J
TPH Fractions														
Aliphatics >C6-C8	mg/L	3.2	0.0371 J	0.0115 J	0.0125 J	<0.0333	<0.0333	<0.167	<0.0018	<0.0018	<0.0018	<0.0018	<0.0018	<0.0018
Aliphatics >C8-C10	mg/L	0.15	0.0335 J	0.0114 J	0.0109 J	0.0417 J	0.0397 J	<0.167	<0.0004	<0.0004	<0.0004	<0.0004	<0.0004	<0.0004
Aliphatics >C10-C12	mg/L	0.15	<0.025	<0.025	<0.025	<0.025	<0.025	<0.025	<0.025	<0.025	<0.025	<0.025	<0.025	<0.025
Aliphatics >C12-C16	mg/L	0.15	<0.025	<0.025	<0.025	<0.025	<0.025	<0.025	<0.025	<0.025	<0.025	<0.025	<0.025	<0.025
Aliphatics >C16-C35	mg/L	7.3	<0.025	<0.025	<0.025	<0.025	<0.025	<0.025	<0.025	0.109	0.0281 J	<0.025	<0.025	<0.025
Aromatics >C8-C10	mg/L	0.15	<0.0333	<0.0333	<0.018	<0.0333	<0.0333	<0.167	<0.0006	<0.0006	<0.0006	<0.0006	<0.0006	<0.0006
Aromatics >C10-C12	mg/L	0.15	<0.025	<0.025	<0.025	<0.025	<0.025	<0.025	<0.025	<0.025	<0.025	<0.025	<0.025	<0.025
Aromatics >C12-C16	mg/L	0.15	<0.025	<0.025	<0.025	<0.025	<0.025	<0.025	<0.025	<0.025	<0.025	<0.025	<0.025	<0.025
Aromatics >C16-C21	mg/L	0.15	<0.025	<0.025	<0.025	<0.025	<0.025	<0.025	<0.025	<0.025	<0.025	<0.025	<0.025	<0.025
Aromatics >C21-C35	mg/L	0.15	<0.025	<0.025	<0.025	<0.025	<0.025	<0.025	<0.025	<0.025	<0.025	<0.025	<0.025	<0.025

Notes

- J - Estimated Value reported below the detection limit.
- H - pH is received at the lab outside of hold time.
- < - Not Detected at the reporting limit shown.
- Bolded** values detected in the sample.
- NA - Not Analyzed
- NS - No Standard
- ^(a) - EPA Secondary MCL (No RECAP standard)
- ^(b) - Duplicate sample result (discrepancy with original)
- Blue shaded values exceed standard
- ^(c) - Resampled Values

Table 1
Groundwater Data Summary
Sulphur Dome
Calcasieu Parish, Louisiana

Constituent	Units	Sample ID Sample Location Sample Interval (ft) Sample Date Sampler	MW-2 MW-2-700 680-690'											
			7/25/24	8/21/24	9/23/24	10/23/24	11/19/24	12/18/24	1/28/25	2/19/25	3/19/25	4/23/25	5/15/25	6/18/25
			ERM	ERM	ERM	ERM	ERM	ERM	ERM	ERM	ERM	ERM	ERM	ERM
Total Metals			Monitoring Wells											
RECAP GWSS														
Arsenic	mg/L	0.01	0.00149 J	0.00569 J	0.000996 J	0.000907 J	0.00153 J	0.00106 J	0.000774 J	0.00104 J	0.00101 J	0.00136 J	0.000871 J	0.000953 J
Barium	mg/L	2	0.00643	0.00925	0.00889	0.00821	0.00873	0.00940	0.01330	0.0233	0.0158	0.0225	0.0102	0.0138
Calcium	mg/L	NS	1.31	0.800	1.68	1.02	0.993	1.10	1.38	3.10	1.71	2.08	1.01	1.40
Chromium	mg/L	0.1	0.00134 J	0.0007 J	0.00149 J	<0.0004	0.000787 J	0.000781 J	0.000705 J	0.000799 J	<0.0004	0.000549 J	<0.0004	<0.0004
Iron ^(a)	mg/L	0.3	0.877	0.530	0.560	0.717	0.583	0.766	0.324	0.382	0.424	0.374	0.346	0.528
Lead	mg/L	0.015	<0.0006	<0.0006	<0.0006	<0.0006	<0.0006	<0.0006	<0.0006	<0.0006	<0.0006	<0.0006	<0.0006	<0.0006
Magnesium	mg/L	NS	0.0747 J	0.0342 J	0.0608 J	0.0354 J	0.0323 J	0.0336 J	0.0527	0.104 J	0.0649 J	0.0928 J	0.0472 J	0.0602 J
Manganese ^(a)	mg/L	0.05	0.00935	0.00355 J	0.00404 J	0.00372 J	0.00330 J	0.00356 J	0.00162 J	0.00284 J	0.00240 J	0.00195 J	0.00233 J	0.00417 J
Mercury	mg/L	0.002	<0.00003	<0.00003	<0.00003	<0.00003	<0.00003	<0.00003	<0.00003	<0.00003	<0.00003	<0.00003	<0.00003	<0.00003
Nickel	mg/L	0.073	0.00467	0.00339	0.00348	0.00238	0.00226	0.00217	0.00131 J	0.00132 J	0.00170 J	0.00148 J	0.00147 J	0.00191 J
Potassium	mg/L	NS	4.46	4.38	5.82	4.68	4.89	5.06	4.82	3.98	4.56	4.30	4.50	4.68
Sodium	mg/L	NS	177	152	232	166	172	177	173	221	221	174	168	199
Strontium	mg/L	NS	0.0206	0.0184	0.0246	0.0191	0.0190	0.0194	0.0296	0.0424	0.0304	0.0362	0.0256	0.0275
Vanadium	mg/L	0.026	0.00126 J	<0.0006	0.000785 J	0.000763 J	<0.0006	<0.0006	<0.0006	0.00114 J	<0.0006	<0.0006	<0.0006	<0.0006
Zinc	mg/L	1.1	0.0292	0.00208 J	0.00294 J	0.00389 J	0.00327 J	0.00220 J	<0.002	<0.002	0.00231 J	<0.00200	0.00295 J	0.00759
Anions/Water Quality Parameters														
Bicarbonate Alkalinity	mg/L	NS	84.0	35.0 J	14.9	93.2	51.4	83.9	67.1	63.5	<3	127.0	69.4	67.9
Bromide	mg/L	NS	<0.03	<0.03	3.32	3.44	<0.03	<0.03	0.141	0.192	0.158	0.206	0.168	0.184
Carbonate Alkalinity	mg/L	NS	146	208	10.2	136	180	180	166	166	122	86.4	160	151
Chloride ^(a)	mg/L	250	108	111	107	99.7	102	106	120	159	130	149	127	125
Sulfate ^(a)	mg/L	250	43.1	35.6	24.1	14.4	5.6	0.531	1.95	0.976	0.423 J	0.398 J	0.562	0.215 J
Total Dissolved Solids (TDS) ^(a)	mg/L	500	392	410	386	476	416	388	490	524	426	518	454	360
pH ^(a)	SI	6.5 - 8.5	10.4 H	10.4 H	10.2 H	10.5 H	10.4 H	10.6 H	10.4 H	8.95 H	10.2 H	9.80 H	10.2 H	10.2 H
pH (field)	SI	6.5 - 8.5	10.37	10.6	9.16	9.92	12.04	10.23	10.23	6.86	10.26	10.41	10.15	10.04
Sulfides														
Hydrogen Sulfide	mg/L	NS	<0.5	1.49	<0.5	3.57	3.57	1.62	3.40	<0.5	<0.5	<0.5	1.62^(c)	9.94
Sulfide	mg/L	NS	<1.2	1.4 J	<1.2	3.36	3.36	1.52 J	3.20	<0.92	<0.92	<0.92	1.52 J ^(c)	9.36
Volatile Organic Compounds														
Benzene	mg/L	0.005	<0.0002	<0.0002	<0.0002	<0.0002	<0.0002	<0.0002	<0.0002	<0.0002	<0.0002	<0.0002	<0.00028	<0.00028
Ethylbenzene	mg/L	0.7	<0.0003	<0.0003	<0.0003	<0.0003	<0.0003	<0.0003	<0.0003	<0.0003	<0.0003	<0.0003	<0.00033	<0.00033
Toluene	mg/L	1	0.0021	0.00052 J	0.00041 J	<0.0002	<0.0002	<0.0002	<0.0002	<0.0002	<0.0002	<0.0002	<0.00033	<0.00033
m,p-Xylene	mg/L	10	<0.0005	<0.0005	<0.0005	<0.0005	<0.0005	<0.0005	<0.0005	<0.0005	<0.0005	<0.0005	<0.00061	<0.00061
o-Xylene	mg/L	10	<0.0003	<0.0003	0.00036 J	<0.0003	<0.0003	<0.0003	<0.0003	<0.0003	<0.0003	<0.0003	<0.0002	<0.0002
Xylenes, Total	mg/L	10	<0.0003	<0.0003	0.00036 J	<0.0003	<0.0003	<0.0003	<0.0003	<0.0003	<0.0003	<0.0003	<0.00092	<0.00092
TPH Fractions														
Aliphatics >C6-C8	mg/L	3.2	<0.0333	<0.0333	0.0159 J	<0.0333	<0.0333	<0.167	<0.0018	<0.0018	<0.0018	<0.0018	<0.0018	<0.0018
Aliphatics >C8-C10	mg/L	0.15	<0.0333	<0.0333	0.00726 J	<0.0333	0.0394 J	<0.167	<0.0004	<0.0004	<0.0004	<0.0004	<0.0004	<0.0004
Aliphatics >C10-C12	mg/L	0.15	<0.025	<0.025	<0.025	<0.025	<0.025	<0.025	<0.025	<0.025	<0.025	<0.025	<0.025	<0.025
Aliphatics >C12-C16	mg/L	0.15	<0.025	<0.025	<0.025	<0.025	<0.025	<0.025	<0.025	<0.025	<0.025	<0.025	<0.025	<0.025
Aliphatics >C16-C35	mg/L	7.3	<0.025	<0.025	<0.025	<0.025	<0.025	<0.025	<0.025	<0.025	<0.025	<0.025	<0.025	<0.025
Aromatics >C8-C10	mg/L	0.15	<0.0333	<0.0333	<0.018	<0.0333	<0.0333	<0.167	<0.0006	<0.0006	<0.0006	<0.0006	<0.0006	<0.0006
Aromatics >C10-C12	mg/L	0.15	<0.025	<0.025	<0.025	<0.025	<0.025	<0.025	<0.025	<0.025	<0.025	<0.025	<0.025	<0.025
Aromatics >C12-C16	mg/L	0.15	<0.025	<0.025	<0.025	<0.025	<0.025	<0.025	<0.025	<0.025	<0.025	<0.025	<0.025	<0.025
Aromatics >C16-C21	mg/L	0.15	<0.025	<0.025	<0.025	<0.025	<0.025	<0.025	<0.025	<0.025	<0.025	<0.025	<0.025	<0.025
Aromatics >C21-C35	mg/L	0.15	<0.025	<0.025	<0.025	<0.025	<0.025	<0.025	<0.025	<0.025	<0.025	<0.025	<0.025	<0.025

Notes
J - Estimated Value reported below the detection limit.
H - pH is received at the lab outside of hold time.
< - Not Detected at the reporting limit shown.
Bolded values detected in the sample.
NA - Not Analyzed
NS - No Standard
^(a) - EPA Secondary MCL (No RECAP standard)
^(b) - Duplicate sample result (discrepancy with original)
Blue shaded values exceed standard
^(c) - Resampled Values

Table 1
Groundwater Data Summary
Sulphur Dome
Calcasieu Parish, Louisiana

		Sample ID	MW-3											
		Sample Location	MW-3-200											
		Sample Interval (ft)	228-238'											
		Sample Date	7/24/24	8/21/24	9/24/24	10/22/24	11/20/24	12/17/24	1/27/25	2/17/25	3/18/25	4/22/25	5/14/25	6/17/25
		Sampler	ERM	ERM	ERM	ERM	ERM	ERM	ERM	ERM	ERM	ERM	ERM	ERM
Constituent	Units		Monitoring Wells											
Total Metals		RECAP GWSS												
Arsenic	mg/L	0.01	0.00283	0.00272	0.00300	0.00304	0.00264	0.00289	0.00234	0.00286	0.00217	0.00258	0.00212	0.00162 J
Barium	mg/L	2	0.0614	0.0567	0.0714	0.0971	0.124	0.0725	0.141	0.141	0.141	0.152	0.0574	0.154
Calcium	mg/L	NS	7.10	5.30	6.31	9.32	11.2	6.14	14.6	11.2	12.2	12.0	4.64	13.3
Chromium	mg/L	0.1	0.000556 J	0.000832 J	0.00148 J	0.00111 J	<0.0004	0.000961 J	0.000776 J	0.00238 J	<0.0004	0.000420 J	<0.0004	<0.0004
Iron ^(a)	mg/L	0.3	0.447	0.238	2.90	1.39	0.643	1.67	0.588	0.333	0.765	0.497	1.51	0.667
Lead	mg/L	0.015	<0.0006	<0.0006	<0.0006	<0.0006	<0.0006	<0.0006	<0.0006	<0.0006	<0.0006	<0.0006	<0.0006	<0.0006
Magnesium	mg/L	NS	0.638	0.431	0.616	1.20	1.66	0.782	2.34	1.83	2.13	1.78	0.583	2.76
Manganese ^(a)	mg/L	0.05	0.00301 J	0.00170 J	0.0177	0.0122	0.00688	0.0109	0.00860	0.00553	0.0123	0.00922	0.01170	0.01300
Mercury	mg/L	0.002	<0.00003	<0.00003	<0.00003	<0.00003	<0.00003	<0.00003	<0.00003	<0.00003	<0.00003	<0.00003	<0.00003	<0.00003
Nickel	mg/L	0.073	0.000765 J	0.000633 J	0.00113 J	0.000846 J	0.000910 J	0.00121 J	<0.0006	<0.0006	0.00191 J	<0.0006	0.00103 J	0.000666 J
Potassium	mg/L	NS	53.8	69.1	68.4	55.9	56.8	85.6	30.4	36.0	23.8	33.5	91.2	35.8
Sodium	mg/L	NS	112	124	116	118	117	123	110	106	96.5	111	120	115
Strontium	mg/L	NS	0.176	0.173	0.205	0.224	0.270	0.221	0.255	0.248	0.222	0.224	0.242	0.245
Vanadium	mg/L	0.026	<0.0006	<0.0006	0.00110 J	<0.0006	<0.0006	<0.0006	<0.0006	0.000763 J	<0.0006	<0.0006	0.000705	0.0006
Zinc	mg/L	1.1	0.00287 J	0.00264 J	0.00696	0.00404	0.00237 J	0.00328 J	0.00339 J	<0.002	0.00309 J	0.0102	0.00434	0.00228
Anions/Water Quality Parameters														
Bicarbonate Alkalinity	mg/L	NS	47.8	246	265	197	192	187	276	254	312	276	212	274
Bromide	mg/L	NS	<0.03	<0.03	<0.03	<0.03	<0.03	<0.03	<0.03	<0.03	<0.03	<0.03	<0.03	<0.03
Carbonate Alkalinity	mg/L	NS	20.2	190	122	128	175	165	52.8	67.6	32.4	36.6	181	40.0
Chloride ^(a)	mg/L	250	23.6	25.8	22.7	22.8	23.4	22.9	24.3	24.0	23.3	22.5	25.5	22.5
Sulfate ^(a)	mg/L	250	20.0	11.1	14.8	11.3	14.1	9.40	3.45	3.96	1.57	1.79	8.67	1.19
Total Dissolved Solids (TDS) ^(a)	mg/L	500	338	420	438	430	456	628	338	186	392	376	624	404
pH ^(a)	SI	6.5 - 8.5	9.68 H	9.88 H	9.66 H	9.76 H	9.91 H	8.25 H	9.09 H	8.47 H	8.44 H	8.98 H	9.99 H	8.97 H
pH (field)	SI	6.5 - 8.5	9.01	9.41	8.63	8.98	9.81	9.43	9.17	9.28	8.79	9.09	9.92	9.03
Sulfides														
Hydrogen Sulfide	mg/L	NS	<0.5	<0.5	<0.5	<0.5	1.62	<0.5	<0.5	1.06	<0.5	<0.5	9.78^(c)	14.2
Sulfide	mg/L	NS	<1.2	<1.2	<1.2	<1.2	1.52 J	<1.2	<1.2	1.00 J	<0.92	<0.92	9.2^(c)	13.4
Volatile Organic Compounds														
Benzene	mg/L	0.005	<0.0002	<0.0002	0.00026 J	0.00050 J	<0.0002	<0.0002	0.0012	<0.0002	<0.0002	<0.0002	<0.00028	<0.00028
Ethylbenzene	mg/L	0.7	<0.0003	<0.0003	<0.0003	<0.0003	<0.0003	<0.0003	<0.0003	<0.0003	<0.0003	<0.0003	<0.00033	<0.00033
Toluene	mg/L	1	0.0069	<0.0002	0.00034 J	<0.0002	<0.0002	0.00083 J	0.00061 J	<0.0002	<0.0002	<0.0002	<0.00033	<0.00033
m,p-Xylene	mg/L	10	<0.0005	<0.0005	<0.0005	<0.0005	<0.0005	<0.0005	<0.0005	<0.0005	<0.0005	<0.0005	<0.00061	<0.00061
o-Xylene	mg/L	10	<0.0003	<0.0003	<0.0003	<0.0003	<0.0003	<0.0003	<0.0003	<0.0003	<0.0003	<0.0003	<0.00031	<0.00031
Xylenes, Total	mg/L	10	<0.0003	<0.0003	<0.0003	<0.0003	<0.0003	<0.0003	<0.0003	<0.0003	<0.0003	<0.0003	<0.00092	<0.00092
TPH Fractions														
Aliphatics >C6-C8	mg/L	3.2	<0.0333	<0.0333	<0.00688	<0.0333	<0.0333	<0.167	<0.0018	<0.0018	<0.0018	<0.0018	<0.0018	<0.0018
Aliphatics >C8-C10	mg/L	0.15	<0.0333	<0.0333	<0.00599	<0.0333	<0.0333	<0.167	<0.0004	<0.0004	<0.0004	<0.0004	<0.0004	<0.0004
Aliphatics >C10-C12	mg/L	0.15	<0.025	<0.025	<0.025	<0.001	<0.025	<0.025	<0.025	<0.025	<0.025	<0.025	<0.025	<0.025
Aliphatics >C12-C16	mg/L	0.15	<0.025	<0.025	<0.025	<0.002	<0.025	<0.025	<0.025	<0.025	<0.025	<0.025	<0.025	<0.025
Aliphatics >C16-C35	mg/L	7.3	<0.025	<0.025	<0.025	<0.008	<0.025	<0.025	<0.025	<0.025	<0.025	<0.025	<0.025	<0.025
Aromatics >C8-C10	mg/L	0.15	<0.0333	<0.0333	<0.018	<0.0333	<0.0333	<0.167	<0.0006	<0.0006	<0.0006	<0.0006	<0.0006	<0.0006
Aromatics >C10-C12	mg/L	0.15	<0.025	<0.025	<0.025	0.0154	<0.025	<0.025	<0.025	<0.025	<0.025	<0.025	<0.025	<0.025
Aromatics >C12-C16	mg/L	0.15	<0.025	<0.025	<0.025	0.0143	<0.025	<0.025	<0.025	<0.025	<0.025	<0.025	<0.025	<0.025
Aromatics >C16-C21	mg/L	0.15	<0.025	<0.025	<0.025	<0.003	<0.025	<0.025	<0.025	<0.025	<0.025	<0.025	<0.025	<0.025
Aromatics >C21-C35	mg/L	0.15	<0.025	<0.025	<0.025	<0.009	<0.025	<0.025	<0.025	<0.025	<0.025	<0.025	<0.025	<0.025

Notes

- J - Estimated Value reported below the detection limit.
- H - pH is received at the lab outside of hold time.
- < - Not Detected at the reporting limit shown.
- Bolded** values detected in the sample.
- NA - Not Analyzed
- NS - No Standard
- ^(a) - EPA Secondary MCL (No RECAP standard)
- ^(b) - Duplicate sample result (discrepancy with original)
- Blue shaded values exceed standard
- ^(c) - Resampled Values

Table 1
Groundwater Data Summary
Sulphur Dome
Calcasieu Parish, Louisiana

Constituent	Units	Sample ID	Sample Location	Sample Interval (ft)	Sample Date	Sampler	MW-3												
							MW-3-500												
							464-474'												
							7/24/24	8/21/24	9/25/24	10/22/24	11/20/24	12/17/24	1/28/25	2/17/25	3/18/25	4/21/25	5/14/25	6/17/25	
ERM	ERM	ERM	ERM	ERM	ERM	ERM	ERM	ERM	ERM	ERM	ERM	ERM							
Monitoring Wells																			
Total Metals							RECAP GWSS												
Arsenic	mg/L	0.01	<0.0004	<0.0004	<0.0004	<0.0004	0.00100 J	0.000437 J	<0.0004	<0.0004	<0.0004	0.000575 J	<0.0004	<0.0004					
Barium	mg/L	2	0.149	0.157	0.173	0.159	0.159	0.158	0.141	0.151	0.170	0.165	0.158	0.160					
Calcium	mg/L	NS	212	149	194	163	147	145	119	103	178	113	87.6	83.1					
Chromium	mg/L	0.1	0.00101 J	0.000918 J	0.00187 J	0.000975 J	0.00132 J	0.000807 J	0.00158 J	0.00361 J	<0.0004	0.00182 J	<0.0004	0.00231 J					
Iron ^(a)	mg/L	0.3	2.52	4.06	1.47	1.34	1.91	0.897	0.569	0.613	0.814	8.79	<0.0004	1.04					
Lead	mg/L	0.015	<0.0006	<0.0006	<0.0006	<0.0006	<0.0006	<0.0006	<0.0006	<0.0006	<0.0006	<0.0006	<0.0006	<0.0006					
Magnesium	mg/L	NS	21.5	19.5	22.1	21.9	21.2	21.3	17.6	14.9	23.3	14.7	13.0	12.0					
Manganese ^(a)	mg/L	0.05	0.291	0.0729	0.1450	0.0649	0.0371	0.0163	0.0107	0.0111	0.282	0.0474	0.0156	0.0078					
Mercury	mg/L	0.002	<0.00003	<0.00003	<0.00003	<0.00003	<0.00003	<0.00003	<0.00003	<0.00003	<0.00003	<0.00003	<0.00003	<0.00003					
Nickel	mg/L	0.073	0.000815 J	0.000639 J	<0.0006	0.000616 J	0.000709 J	<0.0006	<0.0006	0.000809 J	0.00179 J	0.00156 J	0.000996 J	<0.0006					
Potassium	mg/L	NS	12.0	19.4	26.8	28.3	26.8	29.1	32.0	35.7	28.0	36.2	39.9	45.8					
Sodium	mg/L	NS	739	760	812	802^(b)	803	784	711	760	766	729	679	718					
Strontium	mg/L	NS	4.97	4.95	5.32	4.94^(b)	5.02	4.60	4.56	4.88	5.41	4.33	4.64	4.42					
Vanadium	mg/L	0.026	<0.0006	<0.0006	<0.0006	<0.0006	<0.0006	<0.0006	<0.0006	0.00144 J	<0.0006	0.000823 J	<0.0006	<0.0006					
Zinc	mg/L	1.1	0.0080	0.013	0.005	0.00456	0.00483	0.00291 J	0.00304 J	0.00276 J	0.00339 J	0.0163	0.00804	0.00729					
Anions/Water Quality Parameters																			
Bicarbonate Alkalinity	mg/L	NS	139	81.1	68.7	25.3	14.0	9.60	9.90	3.70 J	101	14.9	<3	<3					
Bromide	mg/L	NS	<0.03	0.255	<0.3	<0.06	<0.06	<0.03	<0.06	<0.06	<0.03	0.450	0.715	0.288					
Carbonate Alkalinity	mg/L	NS	19.6	<3	<3	<3.5	<3	4.20 J	6.60	10.0	<3	<3.00	12.8	12.2					
Chloride ^(a)	mg/L	250	1,330	1,470	1,260	1,300	1,380	1,350	1,460	1,260	1,450	1,160	1,290	1,160					
Sulfate ^(a)	mg/L	250	462	469	409	406	467	383	415	391	412	257	271	230					
Total Dissolved Solids (TDS) ^(a)	mg/L	500	1,990	2,380	1,670	1,680	2,640	3,130	2,440	2,500	3,080	2,540	2,860	2,540					
pH ^(a)	SI	6.5 - 8.5	8.54 H	7.4 H	7.81 H	7.66 H	8.94 H	9.13 H	9.58 H	9.76 H	7.87 H	7.93 H	9.88 H	10.0 H					
pH (field)	SI	6.5 - 8.5	8.34	8.85	7.20	9.41	9.65	9.38	9.69	9.63	6.89	10.00	9.72	9.65					
Sulfides																			
Hydrogen Sulfide	mg/L	NS	4.12	1.91	<0.5	2.12	4.25	<0.5	<0.5	<0.5	<0.5	<0.5	3.40^(c)	13.1					
Sulfide	mg/L	NS	3.88	1.80 J	<1.2	2.00	4.00	<1.2	<1.2	<0.92	<0.92	<0.92	3.20 J ^(c)	12.4					
Volatile Organic Compounds																			
Benzene	mg/L	0.005	0.0010	<0.01	0.0012	<0.005	0.0015	0.0011	0.00078 J	0.00081 J	0.0017	0.0011	0.00070 J	<0.00028					
Ethylbenzene	mg/L	0.7	<0.0003	<0.015	<0.0003	<0.0075	<0.0003	<0.0003	<0.0003	<0.0003	<0.0003	<0.0003	<0.00033	<0.00033					
Toluene	mg/L	1	0.0085	<0.010	0.0046	<0.005	0.0065	0.0052	0.0038	0.0051	0.0055	0.0041	0.0034	0.0044					
m,p-Xylene	mg/L	10	<0.0005	<0.025	<0.0005	<0.012	<0.0005	<0.0005	<0.0005	0.00055 J	<0.0005	<0.0005	<0.00061	<0.00061					
o-Xylene	mg/L	10	<0.0003	<0.015	<0.0003	<0.0075	<0.0003	<0.0003	<0.0003	<0.0003	<0.0003	<0.0003	<0.00031	<0.00031					
Xylenes, Total	mg/L	10	<0.0003	<0.015	<0.0003	<0.0075	<0.0003	<0.0003	<0.0003	0.00055 J	<0.0003	<0.0003	<0.00092	<0.00092					
TPH Fractions																			
Aliphatics >C6-C8	mg/L	3.2	1.16	1.45	1.61	1.52	1.61 J	0.795	0.533	0.582	0.680	0.494	0.266	0.268					
Aliphatics >C8-C10	mg/L	0.15	<0.0333	0.0144 J	0.0170 J	<0.0333	<0.0333	<0.167	0.000684 J	0.000910 J	0.000791 J	0.00133 J	<0.002	0.0285					
Aliphatics >C10-C12	mg/L	0.15	<0.025	<0.025	<0.025	<0.001	<0.025	<0.025	<0.025	<0.025	<0.025	<0.025	<0.025	<0.025					
Aliphatics >C12-C16	mg/L	0.15	<0.025	<0.025	<0.025	<0.002	<0.025	<0.025	<0.025	<0.025	<0.025	<0.025	<0.025	<0.025					
Aliphatics >C16-C35	mg/L	7.3	<0.025	<0.025	<0.025	<0.008	<0.025	<0.025	<0.025	<0.025	<0.025	<0.025	<0.025	<0.025					
Aromatics >C8-C10	mg/L	0.15	<0.0333	<0.018	<0.018	<0.0333	<0.0333	<0.167	0.00500 J	0.00477 J	0.00474 J	0.00455 J	0.0613 J	<0.0006					
Aromatics >C10-C12	mg/L	0.15	<0.025	<0.025	<0.025	<0.001	<0.025	0.0337 J	<0.025	<0.025	<0.025	<0.025	<0.025	<0.025					
Aromatics >C12-C16	mg/L	0.15	<0.025	<0.025	<0.025	<0.004	<0.025	<0.025	<0.025	<0.025	<0.025	<0.025	<0.025	<0.025					
Aromatics >C16-C21	mg/L	0.15	<0.025	<0.025	<0.025	<0.003	<0.025	<0.025	<0.025	<0.025	<0.025	<0.025	<0.025	<0.025					
Aromatics >C21-C35	mg/L	0.15	<0.025	<0.025	<0.025	<0.009	<0.025	<0.025	<0.025	<0.025	<0.025	<0.025	<0.025	<0.025					

Notes
 J - Estimated Value reported below the detection limit.
 H - pH is received at the lab outside of hold time.
 < - Not Detected at the reporting limit shown.
Bolded values deteted in the sample.
 NA - Not Analyzed
 NS - No Standard
^(a) - EPA Secondary MCL (No RECAP standard)
^(b) - Duplicate sample result (discrepancy with original)
 Blue shaded values exceed standard
^(c) - Resampled Values

Table 2
Surface Water Data Summary
 Sulphur Dome
 Calcasieu Parish, Louisiana

Constituent	LDNR Sample No. Sample Date Sample Interval (ft) Sampler Units	PPG 7B BS							LDNR 2	BS 24-oily water
		9/26/24	11/21/24	12/16/24	1/27/25	2/19/25	3/19/25	4/23/25	1/9/24	2/26/24
		Surface	Surface	Surface	Surface	Surface	Surface	Surface	Surface	Surface
		ERM	ERM	ERM	ERM	ERM	ERM	ERM	ERM	ERM
Total Metals										
Arsenic	mg/L	<0.002	<0.0004	0.00197 J	<0.02	0.00363 J	<0.008	<0.0200	NA	NA
Barium	mg/L	0.345	0.368	0.548	1.41	1.16	1.59	1.35	NA	NA
Calcium	mg/L	37.9	34.4	53.1	224	200	240	216	NA	NA
Chromium	mg/L	0.00525 J	0.00113 J	<0.0004	<0.02	0.0440	<0.008	<0.0200	NA	NA
Iron	mg/L	0.285 J	0.168 J	0.0552 J	<0.6	0.251 J	0.310 J	<0.600	NA	NA
Lead	mg/L	<0.003	0.000920 J	<0.003	<0.03	<0.006	<0.012	<0.03	NA	NA
Magnesium	mg/L	1.19	1.66	1.57	4.63 J	4.13 J	5.22	4.44 J	NA	NA
Manganese	mg/L	0.21	0.342	0.316	0.599	0.527	0.648	0.682	NA	NA
Mercury	mg/L	<0.00003	<0.00003	<0.00003	<0.00003	<0.00003	<0.00003	<0.00003	NA	NA
Nickel	mg/L	0.00572 J	0.0057	0.00589	<0.03	0.0206	0.0193 J	<0.03	NA	NA
Potassium	mg/L	1.51	1.96	1.97	5.08 J	4.55 J	6.88	6.39 J	NA	NA
Sodium	mg/L	4,080	1,990	9,010	42,800	41,300	50,500	44,100	NA	NA
Strontium	mg/L	0.342	0.290	0.393	1.09	0.801	1.10	0.970	NA	NA
Vanadium	mg/L	<0.003	<0.0006	0.00316 J	<0.03	0.0174 J	<0.012	<0.03	NA	NA
Zinc	mg/L	0.621	0.883	0.921	1.24	1.07	1.04	2.49	NA	NA
Anions/Water Quality Parameters										
Bicarbonate Alkalinity	mg/L	109	98.5	104	131	130	138	126	NA	NA
Bromide	mg/L	<0.150	<0.06	<0.3	<1.5	<1.5	<1.5	<1.50	<0.03	NA
Carbonate Alkalinity	mg/L	<3	<3	<3	<3	<3	<3	<3.00	NA	NA
Chloride	mg/L	5,810	3,410	16,100	62,000	60,900	67,000	55,100	149	400
Sulfate	mg/L	25.5	15.9	63.8	311	340	388	302	47.5	285
Total Dissolved Solids (TDS)	mg/L	6,060	4,820	26,200	97,300	94,500	92,700	87,200	406	1,060
pH	SI	7.98 H	7.45 H	7.48 H	7.63 H	7.52 H	7.69 H	8.08 H	7.37 H	NA
Sulfides										
Hydrogen Sulfide	mg/L	NA	1.62	<0.5	<0.5	<0.5	<0.5	<0.5	NA	NA
Sulfide	mg/L	<1.2	1.52 J	<1.2	<1.2	<0.92	<0.92	<0.92	NA	NA
Volatile Organic Compounds										
Benzene	mg/L	<0.0002	0.00026 J	<0.0002	0.00020 J	<0.0002	<0.0002	<0.00028	NA	NA
Ethylbenzene	mg/L	<0.0003	<0.0003	<0.0003	<0.0003	<0.0003	<0.0003	<0.00033	NA	NA
Toluene	mg/L	<0.0002	0.0042 J	<0.0002	<0.0002	<0.0002	<0.0002	<0.00033	NA	NA
m,p-Xylene	mg/L	<0.0005	<0.0005	<0.0005	<0.0005	<0.0005	<0.0005	<0.00061	NA	NA
o-Xylene	mg/L	<0.0003	<0.0003	<0.0003	<0.0003	<0.0003	<0.0003	<0.00031	NA	NA
Xylenes, Total	mg/L	<0.0003	<0.0003	<0.0003	<0.0003	<0.0003	<0.0003	<0.00092	NA	NA
TPH Fractions										
Aliphatics >C6-C8	mg/L	<0.333	<0.833	<0.333	<0.0018	<0.0018	<0.0018	<0.0018	NA	NA
Aliphatics >C8-C10	mg/L	<0.333	<0.833	<0.333	0.00527	0.00351 J	0.00363 J	0.00142 J	NA	NA
Aliphatics >C10-C12	mg/L	<0.025	<0.025	<0.025	<0.025	<0.025	<0.025	<0.025	NA	NA
Aliphatics >C12-C16	mg/L	<0.025	<0.025	<0.025	0.0265 J	<0.025	<0.025	<0.025	NA	NA
Aliphatics >C16-C35	mg/L	<0.025	0.135	0.141	0.194	0.0806 J	<0.025	0.0939 J	NA	NA
Aromatics >C8-C10	mg/L	<0.333	<0.833	<0.333	0.0658	0.0414	0.0441	0.0181 J	NA	NA
Aromatics >C10-C12	mg/L	<0.025	<0.025	<0.025	<0.025	<0.025	<0.025	<0.025	NA	NA
Aromatics >C12-C16	mg/L	<0.025	<0.025	<0.025	<0.025	<0.025	<0.025	<0.025	NA	NA
Aromatics >C16-C21	mg/L	<0.025	<0.025	<0.025	<0.025	<0.025	<0.025	<0.025	NA	NA
Aromatics >C21-C35	mg/L	<0.025	<0.025	<0.025	<0.025	<0.025	<0.025	<0.025	NA	NA

Notes

J - Estimated Value reported below the detection limit.

H - Analyzed outside of hold time.

< - Not Detected at the reporting limit shown.

Bolded values detected in the sample.

Table 2
Surface Water Data Summary
 Sulphur Dome
 Calcasieu Parish, Louisiana

Constituent	LDNR Sample No. Sample Date Sample Interval (ft) Sampler Units	SL-04 Top		SL-04 Bott		SL-05 Top		SL-05 Bott	
		11/20/24	2/17/25	11/20/24	2/17/25	11/20/24	2/17/25	11/20/24	2/17/25
		Top	Top	Bottom	Bottom	Top	Top	Bottom	Bottom
		ERM	ERM	ERM	ERM	ERM	ERM	ERM	ERM
Total Metals									
Arsenic	mg/L	0.00188 J	0.00168 J	0.00173 J	0.00165 J	0.00170 J	0.00161 J	0.00177 J	0.00168 J
Barium	mg/L	0.439	0.449	0.428	0.458	0.399	0.463	0.430	0.465
Calcium	mg/L	9.04	9.45	8.87	9.74	8.58	9.57	9.25	9.62
Chromium	mg/L	<0.0004	<0.0004	<0.0004	<0.0004	<0.0004	<0.0004	<0.0004	<0.0004
Iron	mg/L	0.117 J	0.0896 J	0.103 J	0.173 J	0.0910 J	0.0739 J	0.121 J	0.108 J
Lead	mg/L	<0.0006	<0.0006	<0.0006	<0.0006	<0.0006	<0.0006	<0.0006	<0.0006
Magnesium	mg/L	1.69	1.73	1.70	1.79	1.61	1.73	1.75	1.75
Manganese	mg/L	0.031	0.0191	0.0301	0.02	0.0286	0.0167	0.0313	0.0181
Mercury	mg/L	<0.00003	0.0000370 J	<0.00003	0.0000370 J	<0.00003	0.0000400 J	<0.00003	0.0000400 J
Nickel	mg/L	0.000650 J	0.000714 J	<0.0006	0.000734 J	<0.0006	0.000632 J	0.000614 J	0.000712 J
Potassium	mg/L	1.35	1.39	1.32	1.42	1.27	1.37	1.39	1.40
Sodium	mg/L	31.9	32.8	31.5	33.5	30.5	33.1	33.3	33.2
Strontium	mg/L	0.142	0.15	0.141	0.151	0.133	0.145	0.144	0.147
Vanadium	mg/L	0.00115 J	0.00118 J	0.00104 J	0.00126 J	0.000937 J	0.00110 J	0.00112 J	0.00128 J
Zinc	mg/L	0.0134	0.00511	0.0103	<0.002	<0.002	0.0108	0.00214 J	0.00243 J
Anions/Water Quality Parameters									
Bicarbonate Alkalinity	mg/L	38.2	43.5	38.3	39.3	38.0	41.8	37.9	40.4
Bromide	mg/L	<0.03	<0.03	<0.03	<0.03	<0.03	<0.03	<0.03	<0.03
Carbonate Alkalinity	mg/L	<3	<3	<3	<3	<3	<3	<3	<3
Chloride	mg/L	36.1	36.5	36.3	36.7	36.0	36.6	36.0	36.7
Sulfate	mg/L	19.8	22.4	19.9	22.5	19.8	22.3	19.8	22.4
Total Dissolved Solids (TDS)	mg/L	148	120	106	118	166	128	148	126
pH	SI	7.85 H	8.41 H	7.55 H	8.12 H	7.79 H	7.99 H	7.70 H	7.75 H
Sulfides									
Hydrogen Sulfide	mg/L	0.552 J	<0.5	<0.5	<0.5	1.62	<0.5	<0.5	<0.5
Sulfide	mg/L	<1.2	<0.92	<1.2	<0.92	1.52 J	<0.92	<1.2	<0.92
Volatile Organic Compounds									
Benzene	mg/L	<0.0002	<0.0002	<0.0002	<0.0002	<0.0002	<0.0002	<0.0002	<0.0002
Ethylbenzene	mg/L	<0.0003	<0.0003	<0.0003	<0.0003	<0.0003	<0.0003	<0.0003	<0.0003
Toluene	mg/L	<0.0002	<0.0002	<0.0002	<0.0002	<0.0002	<0.0002	<0.0002	<0.0002
m,p-Xylene	mg/L	<0.0005	<0.0005	<0.0005	<0.0005	<0.0005	<0.0005	<0.0005	<0.0005
o-Xylene	mg/L	<0.0003	<0.0003	<0.0003	<0.0003	<0.0003	<0.0003	<0.0003	<0.0003
Xylenes, Total	mg/L	<0.0003	<0.0003	<0.0003	<0.0003	<0.0003	<0.0003	<0.0003	<0.0003
TPH Fractions									
Aliphatics >C6-C8	mg/L	<0.0333	<0.0018	<0.833	<0.0018	<0.167	<0.0018	<0.167	<0.0018
Aliphatics >C8-C10	mg/L	<0.0333	<0.0004	<0.833	<0.0004	<0.167	<0.0004	<0.167	<0.0004
Aliphatics >C10-C12	mg/L	<0.025	<0.025	<0.025	<0.025	<0.025	<0.025	<0.025	<0.025
Aliphatics >C12-C16	mg/L	<0.025	<0.025	<0.025	<0.025	<0.025	<0.025	<0.025	<0.025
Aliphatics >C16-C35	mg/L	<0.025	<0.025	<0.025	<0.025	<0.025	<0.025	<0.025	<0.025
Aromatics >C8-C10	mg/L	<0.0333	<0.0006	<0.833	<0.0006	<0.167	<0.0006	<0.167	<0.0006
Aromatics >C10-C12	mg/L	<0.025	<0.025	<0.025	<0.025	<0.025	<0.025	<0.025	<0.025
Aromatics >C12-C16	mg/L	<0.025	<0.025	<0.025	<0.025	<0.025	<0.025	<0.025	<0.025
Aromatics >C16-C21	mg/L	<0.025	<0.025	<0.025	<0.025	<0.025	<0.025	<0.025	<0.025
Aromatics >C21-C35	mg/L	<0.025	<0.025	<0.025	<0.025	<0.025	<0.025	<0.025	<0.025

Notes

J - Estimated Value reported below the detection limit.

H - Analyzed outside of hold time.

< - Not Detected at the reporting limit shown.

Bolded values detected in the sample.

Table 3
Central Lake Water Column Profile
 Sulphur Dome
 Calcasieu Parish, Louisiana

7/5/2024	10:00	Water Column Station (water depth 5.3')			
Depth (ft)	pH	SC (uS/cm)	ORP (mV)	Temp (°C)	TDS (ppm)
1	7.31	1231	102	31	892.3
3	7.26	1268	-25	31.2	891.1
5	6.90	1527	-203	30.9	1088

7/12/2024	10:00	Water Column Station (water depth 5.3')			
Depth (ft)	pH	SC (uS/cm)	ORP (mV)	Temp (°C)	TDS (ppm)
1	7.36	1344	101	29.1	947.6
3	7.35	1341	69	29.5	947.2
5	7.17	1438	-154	29.8	1020

7/18/2024	12:49	Water Column Station (water depth 5.1')			
Depth (ft)	pH	SC (uS/cm)	ORP (mV)	Temp (°C)	TDS (ppm)
1	7.41	1421	77	30.8	1004
3	7.33	1414	43	30.5	998.5
5	7.13	1463	-93	30.6	1036

8/2/2024	8:22	Water Column Station (water depth 5.3')			
Depth (ft)	pH	SC (uS/cm)	ORP (mV)	Temp (°C)	TDS (ppm)
1	7.25	1267	90	30.7	892.5
3	7.22	1256	-69	30.4	885.6
5	7.08	1566	-161	30.0	1117

8/16/2024	10:26	Water Column Station (water depth 5.0')			
Depth (ft)	pH	SC (uS/cm)	ORP (mV)	Temp (°C)	TDS (ppm)
1	7.33	1459	122	33.3	1031
3	7.24	1457	-16	33.4	1028
5	7.06	1571	-106	33.9	1115

8/23/2024	8:05	Water Column Station (water depth 5.3')			
Depth (ft)	pH	SC (uS/cm)	ORP (mV)	Temp (°C)	TDS (ppm)
1	7.35	1555	82	30.1	1109
3	7.33	1552	50	30.3	1106
5	6.98	1639	-89	30.3	1174

8/30/2024	12:45	Water Column Station (water depth 5.3')			
Depth (ft)	pH	SC (uS/cm)	ORP (mV)	Temp (°C)	TDS (ppm)
1	7.37	1592	90	27.5	1144
3	7.36	1600	30	27.8	1144
5	7.28	1612	51	27.7	1156

9/6/2024	7:50	Water Column Station (water depth 5.8')			
Depth (ft)	pH	SC (uS/cm)	ORP (mV)	Temp (°C)	TDS (ppm)
1	7.34	1596	156	26.6	1145
3	7.36	1541	42	27.1	1103
5	7.23	1569	38	27.2	1123

9/12/2024	8:15	Water Column Station (water depth 5.1')			
Depth (ft)	pH	SC (uS/cm)	ORP (mV)	Temp (°C)	TDS (ppm)
1	7.25	1521	228	25.4	1092
3	7.23	1519	130	25.6	1090
5	7.19	1560	62	25.8	1121

9/20/2024	10:00	Water Column Station (water depth 5.0')			
Depth (ft)	pH	SC (uS/cm)	ORP (mV)	Temp (°C)	TDS (ppm)
1	7.31	1627	176	30.4	1168
3	7.29	1618	117	30.6	1157
5	6.79	1867	-99	31.0	1352

Table 3
Central Lake Water Column Profile
 Sulphur Dome
 Calcasieu Parish, Louisiana

9/27/2024	8:50	Water Column Station (water depth 5.0')			
Depth (ft)	pH	SC (uS/cm)	ORP (mV)	Temp (°C)	TDS (ppm)
1	7.27	1719	237	26.7	1244
3	7.38	1715	178	26.5	1238
5	7.31	1744	125	26.9	1260

10/4/2024	7:30	Water Column Station (water depth 5.0')			
Depth (ft)	pH	SC (uS/cm)	ORP (mV)	Temp (°C)	TDS (ppm)
1	7.60	1813	262	26.6	1315
3	7.45	1806	204	27.0	1306
5	7.49	1833	140	26.8	1328

10/11/2024	13:30	Water Column Station (water depth 5.0')			
Depth (ft)	pH	SC (uS/cm)	ORP (mV)	Temp (°C)	TDS (ppm)
1	7.80	1900	196	26.7	1390
3	7.69	1870	174	26.1	1363
5	7.70	1893	90	26.4	1384

10/18/2024	9:22	Water Column Station (water depth 4.5')			
Depth (ft)	pH	SC (uS/cm)	ORP (mV)	Temp (°C)	TDS (ppm)
1	7.65	1943	254	19.5	1437
3	7.62	1959	218	19.5	1443
5	7.62	1985	142	19.5	1464

10/25/2024	9:08	Water Column Station (water depth 4.5')			
Depth (ft)	pH	SC (uS/cm)	ORP (mV)	Temp (°C)	TDS (ppm)
1	7.91	2028	189	23.6	1493
3	7.70	2023	94	24.2	1487
5	7.77	2028	116	25.0	1489

11/1/2024	9:30	Water Column Station (water depth 4.5')			
Depth (ft)	pH	SC (uS/cm)	ORP (mV)	Temp (°C)	TDS (ppm)
1	7.56	2078	262	24.7	1531
3	7.44	2074	219	24.8	1528
5	7.54	2078	168	24.7	1531

11/8/2024	8:00	Water Column Station (water depth 4.9')			
Depth (ft)	pH	SC (uS/cm)	ORP (mV)	Temp (°C)	TDS (ppm)
1	7.56	2034	258	25.2	1498
3	7.65	2030	226	25.3	1492
5	7.59	2035	170	25.3	1496

11/15/2024	7:30	Water Column Station (water depth 5.3')			
Depth (ft)	pH	SC (uS/cm)	ORP (mV)	Temp (°C)	TDS (ppm)
1	7.29	2041	141	19.4	1514
3	7.25	2032	97	19.9	1511
5	7.19	2067	84	20.0	1534

11/22/2024	9:00	Water Column Station (water depth 5.0')			
Depth (ft)	pH	SC (uS/cm)	ORP (mV)	Temp (°C)	TDS (ppm)
1	7.45	2147	279	17.6	1608
3	7.39	2095	236	17.4	1559
5	7.35	2094	195	17.2	1560

11/27/2024	12:00	Water Column Station (water depth 5.1')			
Depth (ft)	pH	SC (uS/cm)	ORP (mV)	Temp (°C)	TDS (ppm)
1	7.71	2230	263	22.3	1657
3	7.62	2161	260	20.9	1595
5	7.54	2128	187	21.2	1579

Table 3
Central Lake Water Column Profile
 Sulphur Dome
 Calcasieu Parish, Louisiana

12/5/2024	12:50	Water Column Station (water depth 5.3')			
Depth (ft)	pH	SC (uS/cm)	ORP (mV)	Temp (°C)	TDS (ppm)
1	7.58	2158	60	16.9	1602
3	7.42	2169	103	16.6	1616
5	7.52	2190	64	17	1631

12/13/2024	7:20	Water Column Station (water depth 5.2')			
Depth (ft)	pH	SC (uS/cm)	ORP (mV)	Temp (°C)	TDS (ppm)
1	7.60	2206	109	13.9	1664
3	7.48	2128	82	13.2	1590
5	7.54	2107	89	13.3	1573

12/20/2024	8:00	Water Column Station (water depth 5.2')			
Depth (ft)	pH	SC (uS/cm)	ORP (mV)	Temp (°C)	TDS (ppm)
1	7.44	2160	246	16.3	1615
3	7.41	2150	176	16.3	1604
5	7.41	2159	37	16.3	1613

12/27/2024	12:15	Water Column Station (water depth 5.5')			
Depth (ft)	pH	SC (uS/cm)	ORP (mV)	Temp (°C)	TDS (ppm)
1	7.86	2119	209	21.4	1582
3	7.65	2134	108	21.2	1581
5	7.73	2129	111	20.3	1574

1/3/2025	9:15	Water Column Station (water depth 5.4')			
Depth (ft)	pH	SC (uS/cm)	ORP (mV)	Temp (°C)	TDS (ppm)
1	7.53	2047	185	17.2	1521
3	7.56	2051	142	17.6	1524
5	7.62	2035	92	17.4	1511

1/8/2025	12:39	Water Column Station (water depth NM)			
Depth (ft)	pH	SC (uS/cm)	ORP (mV)	Temp (°C)	TDS (ppm)
1	7.98	2074	188	11.2	1541
3	7.87	2081	110	10.8	1550
5	7.99	2084	123	11.2	1554

1/17/2025	9:45	Water Column Station (water depth 5.5')			
Depth (ft)	pH	SC (uS/cm)	ORP (mV)	Temp (°C)	TDS (ppm)
1	7.98	1828	263	11.9	1351
3	7.93	1825	233	11.5	1350
5	7.84	1812	145	12.3	1337

1/24/2025	9:37	Water Column Station (water depth 5.5')			
Depth (ft)	pH	SC (uS/cm)	ORP (mV)	Temp (°C)	TDS (ppm)
1	8.18	1832	236	7.9	1361
3	8.16	1842	225	7.3	1372
5	8.14	1856	198	7.3	1374

1/31/2025	9:11	Water Column Station (water depth 5.5')			
Depth (ft)	pH	SC (uS/cm)	ORP (mV)	Temp (°C)	TDS (ppm)
1	8.07	1909	238	17.4	1417
3	8.00	1855	227	17.1	1370
5	7.87	1881	180	16.8	1395

2/14/2025	12:30	Water Column Station (water depth 5.9')			
Depth (ft)	pH	SC (uS/cm)	ORP (mV)	Temp (°C)	TDS (ppm)
1	7.77	1884	161	14.3	1393
3	7.54	1876	84	15.2	1386
5	7.58	1878	61	15.2	1388

Table 3
Central Lake Water Column Profile
 Sulphur Dome
 Calcasieu Parish, Louisiana

2/21/2025	12:35	Water Column Station (water depth 6.0')			
Depth (ft)	pH	SC (uS/cm)	ORP (mV)	Temp (°C)	TDS (ppm)
1	7.84	1886	207	8.7	1406
3	7.74	1889	90	8.4	1409
5	7.87	1886	90	8.5	1409

2/28/2025	9:16	Water Column Station (water depth 5.9')			
Depth (ft)	pH	SC (uS/cm)	ORP (mV)	Temp (°C)	TDS (ppm)
1	7.76	1750	226	17.3	1282
3	7.73	1737	181	16.7	1274
5	7.79	1755	198	17.9	1283

3/7/2025	9:30	Water Column Station (water depth 5.6')			
Depth (ft)	pH	SC (uS/cm)	ORP (mV)	Temp (°C)	TDS (ppm)
1	8.27	1814	91	18.2	1335
3	8.03	1802	110	17.7	1323
5	7.91	1833	110	18.6	1348

3/14/2025	9:30	Water Column Station (water depth 5.10')			
Depth (ft)	pH	SC (uS/cm)	ORP (mV)	Temp (°C)	TDS (ppm)
1	8.17	1841	222	22.2	1347
3	8.09	1835	215	22.1	1344
5	8.14	1858	173	22.1	1360

3/21/2025	9:16	Water Column Station (water depth 5.9')			
Depth (ft)	pH	SC (uS/cm)	ORP (mV)	Temp (°C)	TDS (ppm)
1	8.07	1901	137	17.9	1406
3	7.97	1898	138	17.6	1402
5	7.87	1897	65	16.9	1399

3/27/2025	12:33	Water Column Station (water depth 5.9')			
Depth (ft)	pH	SC (uS/cm)	ORP (mV)	Temp (°C)	TDS (ppm)
1	8.13	1933	102	23.9	1419
3	8.01	1923	125	23.7	1410
5	7.69	2024	13	22.9	1474

4/4/2025	8:00	Water Column Station (water depth 5.8')			
Depth (ft)	pH	SC (uS/cm)	ORP (mV)	Temp (°C)	TDS (ppm)
1	7.78	1765	222	25.3	1283
3	7.69	1778	70	25.3	1289
5	7.75	1756	42	25.5	1273

4/11/2025	9:30	Water Column Station (water depth 5.4')			
Depth (ft)	pH	SC (uS/cm)	ORP (mV)	Temp (°C)	TDS (ppm)
1	7.86	1755	183	32.7	1278
3	7.75	1751	161	22.4	1277
5	7.70	1767	40	22.3	1291

4/17/2025	NM	Water Column Station (water depth 5.3')			
Depth (ft)	pH	SC (uS/cm)	ORP (mV)	Temp (°C)	TDS (ppm)
1	7.89	1798	185	26.0	1314
3	7.82	1795	150	25.2	1304
5	7.93	1818	121	25.9	1322

4/25/2025	11:01	Water Column Station (water depth 5.11')			
Depth (ft)	pH	SC (uS/cm)	ORP (mV)	Temp (°C)	TDS (ppm)
1	7.90	1705	146	28.2	1228
3	7.81	1145	110	27.6	1237
5	7.50	1837	-127	27.5	1329

Table 3
Central Lake Water Column Profile
 Sulphur Dome
 Calcasieu Parish, Louisiana

5/2/2025	10:00	Water Column Station (water depth 6.6')			
Depth (ft)	pH	SC (uS/cm)	ORP (mV)	Temp (°C)	TDS (ppm)
1	8.11	1657	187	27.5	1193
3	8.12	1653	168	27.0	1191
5	7.92	1672	45	27.0	1201

5/9/2025	12:45	Water Column Station (water depth 7')			
Depth (ft)	pH	SC (uS/cm)	ORP (mV)	Temp (°C)	TDS (ppm)
1	7.64	1021	154	23.8	721.2
3	7.33	1133	20	23.8	802.4
5	7.35	1286	-124	23.8	917.1

5/16/2025	9:00	Water Column Station (water depth 7')			
Depth (ft)	pH	SC (uS/cm)	ORP (mV)	Temp (°C)	TDS (ppm)
1	7.63	1010	90	27.5	706.5
3	7.28	1011	5	26.7	709.0
5	7.08	1112	-150	25.4	783.4

5/23/2025	1:00	Water Column Station (water depth 5.2')			
Depth (ft)	pH	SC (uS/cm)	ORP (mV)	Temp (°C)	TDS (ppm)
1	7.36	1073	32	31.1	748.7
3	7.27	1066	-42	30.8	742.6
5	6.98	1169	-197	29.7	821.2

5/30/2025	9:00	Water Column Station (water depth 5.9')			
Depth (ft)	pH	SC (uS/cm)	ORP (mV)	Temp (°C)	TDS (ppm)
1	7.44	1069	149	28.8	749.2
3	7.25	1066	-28	28.2	746.6
5	7.26	1170	-158	28.2	934.2

6/6/2025	12:40	Water Column Station (water depth 5.4')			
Depth (ft)	pH	SC (uS/cm)	ORP (mV)	Temp (°C)	TDS (ppm)
1	7.31	1131	104	35.0	784.3
3	7.21	1109	-54	32.8	772.4
5	6.95	1190	-172	33.7	824.3

6/13/2025	8:00	Water Column Station (water depth 5.5')			
Depth (ft)	pH	SC (uS/cm)	ORP (mV)	Temp (°C)	TDS (ppm)
1	7.60	1145	-2	27.3	804.0
3	7.32	1141	-46	27.4	801.7
5	7.26	1178	-92	27.3	829.4

6/20/2025	9:30	Water Column Station (water depth 5.4')			
Depth (ft)	pH	SC (uS/cm)	ORP (mV)	Temp (°C)	TDS (ppm)
1	7.57	977.9	109	30.9	678.6
3	7.56	1005	-120	29.9	699.5
5	7.24	1080	-178	28.7	756.3

6/27/2025	8:00	Water Column Station (water depth 5.5')			
Depth (ft)	pH	SC (uS/cm)	ORP (mV)	Temp (°C)	TDS (ppm)
1	7.37	962.7	118	28.5	668.2
3	7.35	964.5	-34	28.9	669.5
5	7.04	1132	-213	28.9	793.2

Notes:
 Readings were recorded with an Ultrameter II, hand-held meter
 NR - Not Recorded

Table 4
Gas Data Summary
 Sulphur Dome
 Calcasieu Parish, Louisiana

Sample Location Sample ID		LDNR 1								LDNR 3							
		9/23/24	10/22/24	11/21/24	12/17/24	1/29/25	2/18/25	3/20/25	4/23/25	9/24/24	10/21/24	11/20/24	12/16/24	1/28/25	2/24/25	3/18/25	4/22/25
Sample Date		ERM	ERM	ERM	ERM	ERM	ERM	ERM	ERM	ERM	ERM	ERM	ERM	ERM	ERM	ERM	ERM
Sampler		ERM	ERM	ERM	ERM	ERM	ERM	ERM	ERM	ERM	ERM	ERM	ERM	ERM	ERM	ERM	ERM
Component	Units	Surface Water (Bubble site)															
Carbon Monoxide	mol%	ND	ND	ND	ND	ND	ND	ND	ND	ND	ND	ND	ND	ND	ND	ND	ND
Helium	mol%	0.0039	0.0061	0.0050	0.0047	0.0052	0.0045	0.0060	0.0061	0.0029	0.0050	0.0049	0.0031	0.0040	0.0036	0.0035	0.0039
Hydrogen	mol%	ND	ND	ND	ND	ND	ND	ND	ND	ND	ND	ND	ND	ND	ND	ND	ND
Argon	mol%	0.0972	0.101	0.573	0.0441	0.0652	0.0568	0.0658	0.0459	0.0701	0.0726	0.100	0.0397	0.054	0.0809	0.0553	0.0513
Oxygen	mol%	1.39	1.77	12.34	0.10	0.22	0.30	0.22	0.10	0.86	1.25	2.00	0.45	0.96	1.28	0.71	0.38
Nitrogen	mol%	6.90	7.93	46.80	2.29	3.54	2.91	3.50	2.42	4.73	5.55	7.92	1.90	3.44	4.82	2.75	2.34
Carbon Dioxide	mol%	2.14	2.16	1.08	2.56	2.73	1.55	1.75	2.73	2.61	2.26	2.07	1.93	1.54	1.15	1.18	1.75
Methane	mol%	87.36	85.96	38.28	92.76	91.32	93.01	92.33	92.45	90.70	89.87	86.95	94.64	93.00	91.40	94.29	94.44
Ethane	mol%	1.40	1.34	0.616	1.46	1.39	1.42	1.40	1.46	0.631	0.593	0.573	0.613	0.605	0.905	0.612	0.623
Ethylene	mol%	0.0005	0.0006	0.0002	0.0007	0.0002	0.0005	0.0005	0.0007	0.0148	0.0139	0.0122	0.0132	0.0104	0.0089	0.0116	0.0081
Propane	mol%	0.396	0.390	0.175	0.418	0.402	0.414	0.409	0.420	0.173	0.167	0.161	0.177	0.171	0.175	0.175	0.181
Propylene	mol%	ND	ND	ND	ND	ND	ND	ND	ND	ND	ND	ND	ND	ND	ND	ND	ND
Iso-butane	mol%	0.0950	0.0935	0.0416	0.102	0.0977	0.100	0.100	0.102	0.0668	0.0639	0.0617	0.0683	0.6510	0.0635	0.0671	0.0689
N-butane	mol%	0.0992	0.0995	0.0430	0.108	0.101	0.104	0.104	0.108	0.0555	0.0533	0.0512	0.0571	0.0535	0.0510	0.0552	0.0569
Iso-pentane	mol%	0.0389	0.0399	0.0167	0.0432	0.0403	0.0411	0.0419	0.0438	0.0315	0.0303	0.0290	0.0329	0.0306	0.0274	0.0316	0.0324
N-pentane	mol%	0.0262	0.0294	0.0119	0.0297	0.0279	0.0296	0.0296	0.0320	0.0231	0.0224	0.0214	0.0245	0.0223	0.0190	0.0232	0.0238
Hexanes +	mol%	0.0590	0.0728	0.0227	0.0685	0.0579	0.0591	0.0595	0.0755	0.0422	0.0439	0.0398	0.0464	0.0413	0.0301	0.0430	0.0417
Stable Isotopes																	
$\delta^{13}\text{C}$ (CH ₄)	‰	-39.10	-39.06	-39.00	-38.94	-39.03	-39.07	-39.02	-39.05	-33.50	-34.37	-34.25	-34.26	-34.24	-35.43	-34.21	-34.21
δD (CH ₄)	‰	-151.3	-151.8	-152.1	-151.5	-155.8	-153.4	-158.5	-156.3	-143.1	-143.0	-141.5	-142.5	-142.1	-147.0	-139.0	-146.1
$\delta^{13}\text{C}$ (CO ₂)	‰	NA	NA	NA	NA	NA	NA	NA	NA	NA	NA	NA	NA	NA	NA	NA	NA
Hydrogen Sulfide																	
Hydrogen Sulfide	ppmw	<0.1	13.0	0.7	49.0	0.3	0.6	0.1	15.5	592.8	113.7	111.7	<0.1	3.3	5.1	<0.1	1.5

Notes:
Bolded values deteted in the sample.
 ND - Not Detected
 NA - Not Analyzed (insufficient volume)
 * - Dissolved Gas sample

Table 4
Gas Data Summary
 Sulphur Dome
 Calcasieu Parish, Louisiana

Sample Location		LDNR 4								LDNR 5							
		Sample ID								Sample ID							
Sample Date		9/23/24	10/21/24	11/20/24	12/17/24	1/28/25	2/18/25	3/17/25	4/21/25	9/24/24	10/22/24	11/19/24	12/16/24	1/27/25	2/18/25	3/18/25	4/23/25
Sampler		ERM	ERM	ERM	ERM	ERM	ERM	ERM	ERM	ERM	ERM	ERM	ERM	ERM	ERM	ERM	ERM
Component	Units	Surface Water (Bubble site)															
Carbon Monoxide	mol%	ND	ND	ND	ND	ND	ND	ND	ND	ND	ND	ND	ND	ND	ND	ND	ND
Helium	mol%	0.0038	0.0026	0.0041	0.0033	0.0041	0.0040	0.0055	0.0036	0.0037	0.0047	0.0049	0.0052	0.0044	0.0044	0.0036	0.0037
Hydrogen	mol%	ND	ND	ND	ND	ND	ND	ND	ND	ND	ND	ND	ND	ND	ND	ND	ND
Argon	mol%	0.0302	0.412	0.0916	0.0282	0.0429	0.0639	0.0267	0.0318	0.130	0.106	0.180	0.0874	0.0788	0.0544	0.0455	0.0597
Oxygen	mol%	0.15	9.00	1.87	0.14	0.52	1.16	0.29	0.16	2.26	2.25	3.63	1.57	1.63	0.59	0.74	0.63
Nitrogen	mol%	1.72	33.53	7.61	1.57	2.64	5.03	1.46	1.74	9.71	8.14	13.85	3.97	3.93	2.63	2.27	2.78
Carbon Dioxide	mol%	1.90	1.17	1.46	1.63	1.21	1.36	1.35	1.51	1.61	1.27	1.08	0.51	0.48	0.97	1.02	0.95
Methane	mol%	94.39	54.84	87.34	94.81	93.81	90.69	95.09	94.76	84.76	86.72	79.88	92.25	92.34	94.19	94.37	93.99
Ethane	mol%	1.26	0.727	1.14	1.29	1.25	1.21	1.26	1.29	1.02	1.04	0.935	0.999	1.05	1.06	1.05	1.03
Ethylene	mol%	0.0379	0.0210	0.0329	0.0342	0.0319	0.0299	0.0305	0.0308	0.0538	0.0143	0.0153	0.107	0.0155	0.0186	0.0181	0.0614
Propane	mol%	0.264	0.153	0.239	0.258	0.251	0.243	0.255	0.256	0.252	0.255	0.236	0.275	0.263	0.268	0.267	0.273
Propylene	mol%	ND	ND	ND	ND	ND	ND	ND	ND	ND	ND	ND	ND	ND	ND	ND	ND
Iso-butane	mol%	0.0787	0.0452	0.0712	0.0773	0.0757	0.0730	0.0770	0.0776	0.0704	0.0713	0.0654	0.0786	0.0768	0.0774	0.0775	0.0805
N-butane	mol%	0.0710	0.0405	0.0640	0.0694	0.0677	0.0653	0.0691	0.0689	0.0639	0.0648	0.0592	0.0718	0.0686	0.0690	0.0692	0.0729
Iso-pentane	mol%	0.0309	0.0174	0.0278	0.0302	0.0300	0.0288	0.0306	0.0302	0.0240	0.0249	0.0221	0.0273	0.0270	0.0266	0.0270	0.0284
N-pentane	mol%	0.0214	0.0121	0.0191	0.0207	0.0208	0.0199	0.0213	0.0207	0.0154	0.0162	0.0141	0.0175	0.0173	0.0168	0.0171	0.0181
Hexanes +	mol%	0.0309	0.0183	0.0279	0.0291	0.0318	0.0292	0.0323	0.0282	0.0215	0.0239	0.0187	0.0238	0.0241	0.0222	0.0224	0.0233
Stable Isotopes																	
$\delta^{13}\text{C}$ (CH ₄)	‰	-37.06	-37.00	-37.04	-37.20	-37.19	-37.10	-37.04	-37.00	-36.55	-36.61	-36.44	-36.22	-36.24	-36.19	-36.09	-35.86
δD (CH ₄)	‰	-150.7	-149.6	-152.1	-147.6	-152.1	-148.0	-152.1	-149.2	-144.4	-145.7	-147.5	-145.1	-149.9	-144.0	-151.2	-148.6
$\delta^{13}\text{C}$ (CO ₂)	‰	NA	NA	NA	NA	NA	NA	NA	NA	NA	NA	NA	NA	NA	NA	NA	NA
Hydrogen Sulfide																	
Hydrogen Sulfide	ppmw	114.0	3.4	11.5	15.9	8.2	1.5	0.7	5.8	3.0	<0.1	0.7	0.1	<0.1	<0.1	<0.1	<0.1

Notes:
Bolded values detected in the sample.
 ND - Not Detected
 NA - Not Analyzed (insufficient volume)
 * - Dissolved Gas sample

Table 4
Gas Data Summary
 Sulphur Dome
 Calcasieu Parish, Louisiana

Sample Location		LDNR 6								LDNR 7							
		Sample ID								Sample ID							
Sample Date		9/25/24	10/21/24	11/19/24	12/16/24	1/28/25	2/24/25	3/18/25	4/22/25	9/25/24	10/22/24	11/19/24	12/18/24	1/28/25	2/24/25	3/18/25	4/22/25
Sampler		ERM	ERM	ERM	ERM	ERM	ERM	ERM	ERM	ERM	ERM	ERM	ERM	ERM	ERM	ERM	ERM
Component	Units	Surface Water (Bubble site)															
Carbon Monoxide	mol%	ND	ND	ND	ND	ND	ND	ND	ND	ND	ND	ND	ND	ND	ND	ND	ND
Helium	mol%	0.0034	0.0046	0.0043	0.0031	0.0035	0.0040	0.0045	0.0037	0.0029	0.0036	0.0038	0.0037	0.0027	0.0041	0.0025	0.0032
Hydrogen	mol%	ND	ND	ND	ND	ND	ND	ND	ND	ND	ND	ND	ND	ND	ND	ND	ND
Argon	mol%	0.132	0.102	0.101	0.117	0.134	0.128	0.0794	0.0775	0.188	0.209	0.161	0.260	0.454	0.166	0.115	0.143
Oxygen	mol%	2.31	1.93	1.60	2.40	2.75	2.08	1.35	0.83	2.98	3.93	2.03	4.84	9.73	2.52	2.55	2.58
Nitrogen	mol%	9.65	7.45	7.08	7.38	5.95	7.47	3.89	3.70	12.94	12.34	9.01	16.93	34.01	9.11	5.71	6.86
Carbon Dioxide	mol%	1.68	1.52	1.38	0.82	0.20	0.60	0.74	1.02	1.47	0.50	0.73	0.45	0.20	0.49	0.29	0.33
Methane	mol%	85.13	87.92	88.72	88.20	89.90	88.65	92.80	93.24	79.30	79.98	84.84	74.69	53.57	85.09	88.05	86.85
Ethane	mol%	0.663	0.633	0.671	0.626	0.622	0.638	0.664	0.664	2.76	2.69	2.84	2.49	1.78	2.31	2.90	2.86
Ethylene	mol%	0.0386	0.0409	0.0393	0.0387	0.0311	0.0331	0.0373	0.0394	ND	ND	ND	ND	ND	ND	ND	ND
Propane	mol%	0.208	0.209	0.212	0.211	0.206	0.202	0.215	0.217	0.216	0.218	0.231	0.203	0.144	0.188	0.236	0.228
Propylene	mol%	ND	ND	ND	ND	ND	ND	ND	ND	ND	ND	ND	ND	ND	ND	ND	ND
Iso-butane	mol%	0.0776	0.0778	0.0793	0.0811	0.0812	0.0775	0.0830	0.0845	0.0551	0.0576	0.0607	0.0536	0.0387	0.0550	0.0619	0.0604
N-butane	mol%	0.0621	0.0617	0.0632	0.0650	0.0629	0.0599	0.0661	0.0673	0.0451	0.0464	0.0491	0.0435	0.0312	0.0354	0.0498	0.0476
Iso-pentane	mol%	0.0263	0.0256	0.0265	0.0277	0.0272	0.0249	0.0284	0.0286	0.0163	0.0172	0.0183	0.0163	0.0118	0.0166	0.0184	0.0175
N-pentane	mol%	0.0143	0.0136	0.0142	0.0149	0.0143	0.0129	0.0153	0.0154	0.0086	0.0091	0.0097	0.0088	0.0065	0.0065	0.0098	0.0092
Hexanes +	mol%	0.0147	0.0135	0.0143	0.0151	0.0144	0.0119	0.0155	0.0158	0.0128	0.0131	0.0149	0.0149	0.0116	0.0127	0.0141	0.0133
Stable Isotopes																	
$\delta^{13}\text{C}$ (CH ₄)	‰	-34.72	-34.75	-34.84	-34.67	-34.72	-34.93	-34.71	-34.67	-44.45	-43.88	-43.89	-43.94	-43.77	-42.50	-43.89	-43.88
δD (CH ₄)	‰	-143.0	-140.3	-145.4	-144.3	-145.0	-142.2	-145.8	-146.9	-181.9	-179.1	-181.8	-182.1	-178.1	-172.0	-183.6	-184.3
$\delta^{13}\text{C}$ (CO ₂)	‰	NA	NA	NA	NA	NA	NA	NA	NA	NA	NA	NA	NA	NA	NA	NA	NA
Hydrogen Sulfide																	
Hydrogen Sulfide	ppmw	<0.1	<0.1	<0.1	<0.1	<0.1	0.3	<0.1	<0.1	NA	<0.1	<0.1	<0.1	<0.1	<0.1	<0.1	<0.1

Notes:
Bolded values detected in the sample.
 ND - Not Detected
 NA - Not Analyzed (insufficient volume)
 * - Dissolved Gas sample

Table 4
Gas Data Summary
 Sulphur Dome
 Calcasieu Parish, Louisiana

Sample Location		LDNR 8								LDNR 9							
		Sample ID								Sample ID							
Sample Date		9/24/24	10/23/24	11/19/24	12/16/24	1/28/25	2/24/25	3/19/25	4/22/25	9/26/24*	10/24/24	11/21/24	12/17/24	1/28/25	2/19/25	3/19/25	4/23/25
Sampler		ERM	ERM	ERM	ERM	ERM	ERM	ERM	ERM	ERM	ERM	ERM	ERM	ERM	ERM	ERM	ERM
Component	Units	Surface Water (Bubble Site)															
Carbon Monoxide	mol%	ND	ND	ND	ND	ND	ND	ND	ND	ND	ND	ND	ND	ND	ND	ND	ND
Helium	mol%	0.0037	0.0038	0.0045	0.0031	0.0036	ND	ND	0.0032	NA	0.0029	0.0031	0.0026	0.0027	0.0035	0.0056	0.0027
Hydrogen	mol%	ND	ND	ND	ND	ND	ND	ND	ND	ND	ND	ND	ND	ND	ND	ND	ND
Argon	mol%	0.132	0.158	0.153	0.101	0.228	0.667	0.169	0.128	0.971	0.167	0.122	0.0574	0.0681	0.0409	0.0444	0.0661
Oxygen	mol%	1.77	2.61	2.21	1.61	4.74	14.24	3.22	1.71	28.76	3.44	2.33	0.84	0.94	0.49	0.44	0.69
Nitrogen	mol%	8.71	9.97	9.36	4.86	15.63	53.21	8.11	6.02	70.18	13.38	9.45	2.97	3.22	1.99	2.29	3.77
Carbon Dioxide	mol%	1.87	0.76	0.80	0.58	0.47	0.31	0.18	0.52	0.023	3.08	2.33	2.22	1.43	2.05	2.33	2.35
Methane	mol%	86.20	83.33	84.28	89.45	76.35	30.43	85.21	88.23	0.0682	79.31	85.10	93.18	93.61	94.67	94.15	92.37
Ethane	mol%	0.877	2.79	2.81	3.00	2.25	1.02	2.75	2.99	ND	0.4630	0.495	0.534	0.539	0.557	0.558	0.556
Ethylene	mol%	ND	ND	ND	ND	0.0011	ND	ND	ND	ND	ND	ND	ND	ND	ND	ND	ND
Propane	mol%	0.221	0.222	0.224	0.238	0.189	0.0786	0.216	0.235	ND	0.0814	0.087	0.0967	0.0938	0.0960	0.0954	0.0950
Propylene	mol%	ND	ND	ND	ND	ND	ND	ND	ND	ND	ND	ND	ND	ND	ND	ND	ND
Iso-butane	mol%	0.0726	0.0605	0.0616	0.0659	0.0539	0.0214	0.0615	0.0660	ND	0.0361	0.0399	0.0443	0.0437	0.0441	0.0440	0.0449
N-butane	mol%	0.0629	0.0489	0.0493	0.0533	0.0425	0.0164	0.0471	0.0524	ND	0.0119	0.0123	0.0142	0.0131	0.0134	0.0133	0.0126
Iso-pentane	mol%	0.0303	0.0187	0.0191	0.0207	0.0171	0.0061	0.0185	0.0204	ND	0.0087	0.0099	0.0110	0.0106	0.0106	0.0106	0.0111
N-pentane	mol%	0.0211	0.0102	0.0104	0.0113	0.0097	0.0032	0.0099	0.0112	ND	0.0025	0.0027	0.0032	0.0029	0.0028	0.0028	0.0028
Hexanes +	mol%	0.0336	0.0146	0.0154	0.0162	0.0137	0.0041	0.0134	0.0157	ND	0.0188	0.0227	0.0234	0.0245	0.0233	0.0232	0.0230
Stable Isotopes																	
$\delta^{13}\text{C}$ (CH ₄)	‰	-36.06	-43.71	-43.61	-43.68	-42.25	-43.60	-43.90	-43.96	NA	-34.60	-34.91	-34.95	-34.92	-34.97	-34.98	-35.09
δD (CH ₄)	‰	-144.0	-178.0	-181.2	-180.1	-175.0	-177.0	-184.0	-182.9	NA	-142.4	-145.3	-141.8	-145.8	-142.1	-144.5	-147.5
$\delta^{13}\text{C}$ (CO ₂)	‰	NA	NA	NA	NA	NA	NA	NA	NA	NA	NA	NA	NA	NA	NA	NA	NA
Hydrogen Sulfide																	
Hydrogen Sulfide	ppmw	0.5	<0.1	<0.1	0.5	<0.1	<0.1	<0.1	<0.1	NA	10.8	0.2	14.9	<0.1	<0.1	<0.1	<0.1

Notes:
Bolded values detected in the sample.
 ND - Not Detected
 NA - Not Analyzed (insufficient volume)
 * - Dissolved Gas sample

Table 4
Gas Data Summary
 Sulphur Dome
 Calcasieu Parish, Louisiana

Sample Location Sample ID		LDNR 10								LDNR 12							
		9/26/24	10/23/24	11/20/24	12/17/24	1/30/25	2/19/25	3/20/25	4/24/25	9/23/24	10/22/24	11/19/24	12/18/24	1/28/25	2/19/25	3/18/25	4/22/25
Sample Date		ERM	ERM	ERM	ERM	ERM	ERM	ERM	ERM	ERM	ERM	ERM	ERM	ERM	ERM	ERM	
Sampler		ERM	ERM	ERM	ERM	ERM	ERM	ERM	ERM	ERM	ERM	ERM	ERM	ERM	ERM	ERM	
Component	Units	Surface Water (Bubble Site)															
Carbon Monoxide	mol%	ND	ND	ND	ND	ND	ND	ND	ND	ND	ND	ND	ND	ND	ND	ND	ND
Helium	mol%	ND	ND	ND	ND	ND	ND	ND	ND	0.0026	0.0037	0.0038	0.0036	0.0043	0.0044	0.0031	0.0025
Hydrogen	mol%	ND	ND	ND	ND	ND	ND	ND	ND	ND	ND	ND	ND	ND	ND	ND	ND
Argon	mol%	0.935	0.932	0.933	0.909	0.93	0.938	0.935	0.334	0.206	0.290	0.147	0.144	0.149	0.174	0.130	0.093
Oxygen	mol%	21.03	20.91	20.97	20.33	20.89	21.18	21.02	5.36	3.42	6.04	1.97	2.43	2.78	2.22	2.89	1.62
Nitrogen	mol%	77.82	78.01	78.01	75.35	78.09	77.82	77.97	26.93	13.28	20.99	9.00	6.65	8.08	7.91	6.37	5.10
Carbon Dioxide	mol%	0.074	0.069	0.048	0.30	0.044	0.046	0.048	4.86	0.95	0.61	0.91	0.38	0.30	0.43	0.20	0.91
Methane	mol%	0.146	0.0754	0.0374	3.11	0.0428	0.0132	0.0313	62.20	79.04	69.40	84.74	87.18	85.54	86.14	87.21	88.88
Ethane	mol%	0.0001	0.0001	0.0002	0.0104	0.0002	0.0001	ND	0.291	2.74	2.36	2.86	2.86	2.78	2.75	2.83	3.01
Ethylene	mol%	ND	ND	ND	ND	ND	ND	ND	ND	ND	ND	ND	ND	ND	ND	ND	ND
Propane	mol%	ND	ND	ND	0.0005	ND	ND	ND	0.0062	0.215	0.184	0.225	0.224	0.218	0.220	0.220	0.235
Propylene	mol%	ND	ND	ND	ND	ND	ND	ND	ND	ND	ND	ND	ND	ND	ND	ND	ND
Iso-butane	mol%	ND	ND	ND	0.0009	ND	ND	ND	0.0091	0.0587	0.0501	0.0611	0.0603	0.0602	0.0618	0.0604	0.0635
N-butane	mol%	ND	ND	ND	ND	ND	ND	ND	ND	0.0461	0.0391	0.0478	0.0446	0.0459	0.0459	0.0455	0.0495
Iso-pentane	mol%	ND	ND	ND	0.0002	ND	ND	ND	0.0018	0.0181	0.0157	0.0192	0.0165	0.0183	0.0179	0.0175	0.0188
N-pentane	mol%	ND	ND	ND	ND	ND	ND	ND	ND	0.0096	0.0084	0.0103	0.0082	0.0096	0.0092	0.0090	0.0099
Hexanes +	mol%	0.0001	ND	0.0002	0.0005	0.0004	0.0001	0.0003	0.0039	0.0141	0.0127	0.0160	0.0101	0.0152	0.0130	0.0129	0.0141
Stable Isotopes																	
$\delta^{13}\text{C}$ (CH ₄)	‰	-33.40	-27.40	NA	-21.18	NA	NA	NA	-35.37	-43.90	-43.72	-43.63	-43.81	-43.74	-43.74	-43.79	-43.81
δD (CH ₄)	‰	NA	NA	NA	-127.2	NA	NA	NA	-149.4	-178.0	-177.4	-179.9	-183.9	-182.5	-180.6	-179.3	-184.0
$\delta^{13}\text{C}$ (CO ₂)	‰	NA	NA	NA	NA	NA	NA	NA	NA	NA	NA	NA	NA	NA	NA	NA	NA
Hydrogen Sulfide																	
Hydrogen Sulfide	ppmw	<0.1	<0.1	<0.1	NA	<0.1	<0.1	<0.1	284.6	<0.1	<0.1	<0.1	<0.1	<0.1	<0.1	<0.1	<0.1

Notes:
Bolded values detected in the sample.
 ND - Not Detected
 NA - Not Analyzed (insufficient volume)
 * - Dissolved Gas sample

Table 4
Gas Data Summary
 Sulphur Dome
 Calcasieu Parish, Louisiana

Sample Location Sample ID		LDNR 13								LDNR 14							
		9/25/24*	10/22/24*	11/19/24*	12/18/24*	1/28/25*	2/19/25*	3/18/25*	4/23/25*	9/25/24*	10/22/24*	11/19/24*	12/18/24*	1/30/25*	2/19/25*	3/18/25*	4/23/25*
Sample Date		ERM	ERM	ERM	ERM	ERM	ERM	ERM	ERM	ERM	ERM	ERM	ERM	ERM	ERM	ERM	ERM
Sampler		ERM	ERM	ERM	ERM	ERM	ERM	ERM	ERM	ERM	ERM	ERM	ERM	ERM	ERM	ERM	ERM
Component	Units	Surface Water (Bubble Site)															
Carbon Monoxide	mol%	ND	0.28	ND	ND	ND	0.15	ND	ND	ND	0.12	ND	ND	ND	ND	ND	ND
Helium	mol%	NA	NA	NA	NA	NA	NA	NA	NA	NA	NA	NA	NA	NA	NA	NA	NA
Hydrogen	mol%	ND	ND	ND	ND	ND	ND	ND	ND	ND	ND	ND	ND	ND	ND	ND	ND
Argon	mol%	1.50	1.58	1.62	1.49	1.50	1.65	1.44	1.98	1.36	1.55	1.16	1.57	1.5	1.63	1.41	1.56
Oxygen	mol%	13.10	19.75	21.68	27.03	31.55	22.55	34.90	0.55	18.57	24.43	19.90	28.25	32.97	22.89	36.20	25.18
Nitrogen	mol%	78.18	71.72	72.07	68.99	65.46	72.57	62.96	88.41	74.08	70.17	77.11	67.66	64.43	72.09	61.89	71.21
Carbon Dioxide	mol%	6.46	6.25	4.46	2.33	1.13	2.97	0.55	7.54	5.80	3.32	1.76	2.36	0.93	3.24	0.35	1.76
Methane	mol%	0.755	0.422	0.165	0.161	0.343	0.113	0.159	1.52	0.177	0.411	0.0686	0.161	0.175	0.138	0.140	0.287
Ethane	mol%	ND	0.0018	0.0010	0.0018	0.0048	0.0015	0.0006	0.0009	ND	0.0026	ND	0.0026	0.004	0.0078	0.0019	0.0011
Ethylene	mol%	ND	ND	ND	ND	ND	ND	ND	ND	ND	ND	ND	ND	ND	ND	ND	ND
Propane	mol%	ND	ND	ND	ND	0.0007	ND	ND	ND	ND	ND	ND	ND	0.0006	0.0014	ND	ND
Propylene	mol%	ND	ND	ND	ND	ND	ND	ND	ND	ND	ND	ND	ND	ND	ND	ND	ND
Iso-butane	mol%	ND	ND	ND	ND	ND	ND	ND	ND	ND	ND	ND	ND	ND	ND	ND	ND
N-butane	mol%	ND	ND	ND	ND	ND	ND	ND	ND	ND	ND	ND	ND	ND	ND	ND	ND
Iso-pentane	mol%	ND	ND	ND	ND	ND	ND	ND	ND	0.0013	ND	ND	ND	ND	ND	ND	ND
N-pentane	mol%	ND	ND	ND	ND	ND	ND	ND	ND	ND	ND	ND	ND	ND	ND	ND	ND
Hexanes +	mol%	0.003	0.0036	ND	0.0012	0.0047	0.0023	ND	ND	0.0011	0.0037	ND	0.0008	0.0017	ND	ND	ND
Stable Isotopes																	
$\delta^{13}\text{C}$ (CH ₄)	‰	-54.10	NA	NA	NA	-46.60	NA	NA	-59.50	NA	-49.10	NA	NA	NA	NA	NA	NA
δD (CH ₄)	‰	NA	NA	NA	NA	NA	NA	NA	NA	NA	NA	NA	NA	NA	NA	NA	NA
$\delta^{13}\text{C}$ (CO ₂)	‰	NA	NA	NA	NA	NA	NA	NA	NA	NA	NA	NA	NA	NA	NA	NA	NA
Hydrogen Sulfide																	
Hydrogen Sulfide	ppmw	NA	NA	NA	NA	NA	NA	NA	NA	NA	NA	NA	NA	NA	NA	NA	NA

Notes:
Bolded values detected in the sample.
 ND - Not Detected
 NA - Not Analyzed (insufficient volume)
 * - Dissolved Gas sample

Table 4
Gas Data Summary
 Sulphur Dome
 Calcasieu Parish, Louisiana

Sample Location		LDNR 17								LDNR 18							
		Sample ID								Sample ID							
Sample Date		9/24/24	10/21/24	11/21/24	12/16/24	1/27/25	2/19/25	3/18/25	4/22/25	9/25/24	10/22/24	11/19/24	12/18/24	1/28/25	2/19/25	3/19/25	4/22/25
Sampler		ERM	ERM	ERM	ERM	ERM	ERM	ERM	ERM	ERM	ERM	ERM	ERM	ERM	ERM	ERM	ERM
Component	Units	Surface Water (Bubble Site)															
Carbon Monoxide	mol%	ND	ND	ND	ND	ND	ND	ND	ND	ND	ND	ND	ND	ND	ND	ND	ND
Helium	mol%	0.0027	0.0056	0.0037	0.0044	0.0027	0.0058	0.0046	0.0039	0.0032	0.0048	0.0033	0.0031	0.0034	0.0038	0.0066	0.0031
Hydrogen	mol%	ND	ND	ND	ND	ND	ND	ND	ND	ND	ND	ND	ND	ND	ND	0.0121	ND
Argon	mol%	0.125	0.121	0.271	0.081	0.287	0.184	0.088	0.111	0.198	0.145	0.150	0.173	0.275	0.223	0.356	0.178
Oxygen	mol%	1.72	2.21	3.80	1.10	5.89	2.55	1.31	1.67	2.90	2.83	2.50	2.58	5.64	3.30	6.83	3.33
Nitrogen	mol%	8.66	8.86	17.20	4.50	22.42	10.72	4.50	6.83	12.20	10.16	10.37	8.38	18.55	12.76	18.63	11.95
Carbon Dioxide	mol%	2.23	2.10	0.75	1.42	1.12	0.89	0.86	1.28	1.42	1.16	1.24	0.50	0.38	0.44	0.23	0.82
Methane	mol%	85.33	84.85	76.37	90.88	68.79	83.85	91.30	88.15	82.03	84.48	84.51	87.14	74.11	82.15	73.04	82.49
Ethane	mol%	1.54	1.49	1.29	1.62	1.19	1.44	1.56	1.57	0.848	0.795	0.798	0.797	0.679	0.742	0.605	0.811
Ethylene	mol%	ND	ND	ND	ND	ND	ND	ND	ND	ND	ND	ND	ND	ND	ND	ND	ND
Propane	mol%	0.214	0.204	0.175	0.216	0.162	0.197	0.212	0.209	0.204	0.212	0.211	0.217	0.181	0.199	0.152	0.206
Propylene	mol%	ND	ND	ND	ND	ND	ND	ND	ND	ND	ND	ND	ND	ND	ND	ND	ND
Iso-butane	mol%	0.0688	0.0650	0.0581	0.0702	0.0522	0.0653	0.0698	0.0682	0.0685	0.0693	0.0696	0.0735	0.0620	0.0680	0.0543	0.0684
N-butane	mol%	0.0528	0.0487	0.0406	0.0520	0.382	0.0470	0.0502	0.0497	0.0562	0.0597	0.0599	0.0615	0.0519	0.0554	0.0391	0.0581
Iso-pentane	mol%	0.0238	0.0223	0.0187	0.0240	0.0173	0.0219	0.0232	0.0225	0.0281	0.0285	0.0290	0.0297	0.0261	0.0264	0.0195	0.0278
N-pentane	mol%	0.0143	0.0132	0.0107	0.0140	0.0101	0.0127	0.0134	0.0130	0.0188	0.0197	0.0201	0.0201	0.0179	0.0172	0.0122	0.0188
Hexanes +	mol%	0.0218	0.0223	0.0151	0.0221	0.0152	0.0207	0.0205	0.0190	0.0274	0.0315	0.0328	0.0278	0.0314	0.0234	0.0173	0.0280
Stable Isotopes																	
$\delta^{13}\text{C}$ (CH ₄)	‰	-39.10	-39.47	-39.14	-39.36	-39.23	-39.09	-39.00	-39.11	-35.99	-35.97	-36.03	-35.90	-35.99	-35.91	-35.45	-35.97
δD (CH ₄)	‰	-155.4	-157.3	-155.4	-155.9	156.3	-156.1	-156.7	-158.9	-145.3	-144.0	-145.6	-146.0	-148.9	-143.5	-144.3	-149.6
$\delta^{13}\text{C}$ (CO ₂)	‰	NA	NA	NA	NA	NA	NA	NA	NA	NA	NA	NA	NA	NA	NA	NA	NA
Hydrogen Sulfide																	
Hydrogen Sulfide	ppmw	87.0	28.9	<0.1	<0.1	0.4	<0.1	<0.1	<0.1	1.3	<0.1	<0.1	<0.1	<0.1	<0.1	<0.1	<0.1

Notes:
Bolded values detected in the sample.
 ND - Not Detected
 NA - Not Analyzed (insufficient volume)
 * - Dissolved Gas sample

Table 4
Gas Data Summary
Sulphur Dome
Calcasieu Parish, Louisiana

Sample Location Sample ID		LDNR 19							LDNR 21							
		9/26/24	11/21/24	12/17/24	1/28/25	2/19/25	3/19/25	4/25/25	9/25/24	10/22/24	11/21/24	12/18/24	1/28/25	2/24/25	3/19/25	4/22/25
Sample Date		ERM	ERM	ERM	ERM	ERM	ERM	ERM	ERM	ERM	ERM	ERM	ERM	ERM	ERM	
Sampler		ERM	ERM	ERM	ERM	ERM	ERM	ERM	ERM	ERM	ERM	ERM	ERM	ERM	ERM	
Component		Surface Water (Bubble Site)														
Units																
Carbon Monoxide	mol%	ND	ND	ND	ND	ND	ND	ND	ND	ND	ND	ND	ND	ND	ND	
Helium	mol%	ND	0.0035	ND	ND	0.0047	0.0032	ND	0.0026	0.0041	0.0062	0.0056	0.0046	0.0056	0.0041	0.0043
Hydrogen	mol%	ND	ND	ND	ND	ND	ND	ND	ND	ND	ND	ND	ND	ND	ND	
Argon	mol%	0.0935	0.0816	0.144	0.135	0.0923	0.134	0.0430	0.311	0.105	0.250	0.156	0.107	0.208	0.176	0.126
Oxygen	mol%	1.70	1.17	2.40	1.99	1.24	2.19	0.38	5.34	1.95	3.65	2.56	1.72	2.53	2.95	1.98
Nitrogen	mol%	6.95	5.25	9.74	9.00	6.13	8.08	2.09	22.01	7.27	13.70	9.93	5.27	9.66	8.01	6.76
Carbon Dioxide	mol%	6.88	4.29	3.61	2.14	3.53	2.11	6.07	2.22	3.60	0.69	1.74	1.12	0.58	0.41	1.53
Methane	mol%	83.77	88.56	83.50	86.10	88.35	86.85	90.71	69.07	86.04	80.69	84.60	90.69	86.06	87.45	88.51
Ethane	mol%	0.508	0.533	0.497	0.519	0.537	0.536	0.572	0.812	0.825	0.808	0.800	0.856	0.762	0.800	0.862
Ethylene	mol%	ND	ND	ND	ND	ND	ND	ND	0.0046	ND	0.0002	ND	0.0001	ND	ND	ND
Propane	mol%	0.0458	0.0459	0.0459	0.0489	0.0535	0.0438	0.0514	0.116	0.0914	0.0990	0.0912	0.1040	0.0919	0.100	0.113
Propylene	mol%	ND	ND	ND	ND	ND	ND	ND	ND	ND	ND	ND	ND	ND	ND	ND
Iso-butane	mol%	0.0317	0.0326	0.0328	0.0354	0.0366	0.0316	0.0381	0.0501	0.0557	0.0573	0.0558	0.0599	0.0549	0.0572	0.0581
N-butane	mol%	0.0001	0.0001	0.0003	0.0002	0.0017	0.0004	0.0003	0.0208	0.0037	0.0086	0.0041	0.0063	0.0040	0.0044	0.0089
Iso-pentane	mol%	0.0083	0.0085	0.0084	0.0087	0.0091	0.0080	0.0097	0.0193	0.0228	0.0232	0.0230	0.0252	0.0212	0.0225	0.0232
N-pentane	mol%	ND	ND	0.0002	ND	0.0004	0.0002	0.0001	0.0062	0.0004	0.0022	0.0004	0.0013	0.0004	0.0005	0.0020
Hexanes +	mol%	0.0216	0.0264	0.0194	0.0179	0.0192	0.0215	0.0237	0.0184	0.0261	0.0207	0.0246	0.0289	0.0186	0.0226	0.0228
Stable Isotopes																
$\delta^{13}\text{C}$ (CH ₄)	‰	-36.13	-36.45	-36.51	-36.55	-36.40	-36.54	-36.64	-37.51	-37.76	-37.70	-37.76	-37.70	-37.56	-37.56	-37.53
δD (CH ₄)	‰	-148.3	-147.4	-145.3	-149.3	-147.2	-153.0	-148.7	-148.3	-143.3	-145.0	-145.7	-147.6	-142.4	-144.8	-146.6
$\delta^{13}\text{C}$ (CO ₂)	‰	NA	NA	NA	NA	NA	NA	NA	NA	NA	NA	NA	NA	NA	NA	NA
Hydrogen Sulfide																
Hydrogen Sulfide	ppmw	110.0	14.0	1.1	3.9	12.4	<0.1	8.3	0.4	<0.1	<0.1	<0.1	<0.1	<0.1	<0.1	0.3

Notes:
Bolded values detected in the sample.
ND - Not Detected
NA - Not Analyzed (insufficient volume)
* - Dissolved Gas sample

Table 4
Gas Data Summary
 Sulphur Dome
 Calcasieu Parish, Louisiana

Sample Location		LDNR 22								LDNR 23							
		Sample ID								Sample ID							
Sample Date		9/24/24	10/22/24	11/19/24	11/21/24	1/28/25	2/19/25	3/19/25	4/22/25	9/24/24	10/21/24	11/19/24	12/18/24	1/28/25	2/24/25	3/20/25	4/22/25
Sampler		ERM	ERM	ERM	ERM	ERM	ERM	ERM	ERM	ERM	ERM	ERM	ERM	ERM	ERM	ERM	ERM
Component	Units	Surface Water (Bubble Site)															
Carbon Monoxide	mol%	ND	ND	ND	ND	ND	ND	ND	ND	ND	ND	ND	ND	ND	ND	ND	ND
Helium	mol%	ND	0.0045	0.0030	0.0052	0.0038	0.0051	0.0056	ND	0.0028	0.0045	0.0052	0.0049	0.0066	0.0038	0.0035	0.0036
Hydrogen	mol%	ND	ND	ND	ND	ND	ND	ND	ND	ND	ND	0.0037	ND	ND	ND	ND	ND
Argon	mol%	0.471	0.107	0.167	0.148	0.145	0.200	0.0806	0.387	0.259	0.128	0.137	0.217	0.101	0.223	0.105	0.0760
Oxygen	mol%	9.69	1.99	2.88	2.37	2.90	2.44	1.20	7.79	4.93	2.68	2.14	4.04	1.78	4.38	1.71	0.84
Nitrogen	mol%	36.72	7.52	11.27	8.78	9.44	8.91	3.93	28.43	19.61	8.42	8.55	9.59	4.79	15.28	5.40	3.48
Carbon Dioxide	mol%	1.04	1.23	0.83	0.81	0.49	0.44	0.51	0.46	1.67	0.79	0.86	0.35	0.33	0.47	0.33	0.78
Methane	mol%	51.03	87.29	83.05	86.09	85.35	86.36	92.43	61.69	72.25	86.47	86.74	84.41	91.39	78.35	90.87	93.10
Ethane	mol%	0.778	1.43	1.38	1.40	1.26	1.23	1.39	0.94	0.911	1.05	1.13	0.972	1.130	0.922	1.130	1.23
Ethylene	mol%	0.0082	0.0042	0.0027	0.0018	0.0035	0.0016	0.0020	0.0015	ND	0.0003	ND	ND	ND	0.0009	ND	ND
Propane	mol%	0.134	0.221	0.210	0.204	0.207	0.204	0.225	0.147	0.188	0.223	0.220	0.202	0.225	0.187	0.227	0.237
Propylene	mol%	ND	ND	ND	ND	ND	ND	ND	ND	ND	ND	ND	ND	ND	ND	ND	ND
Iso-butane	mol%	0.0428	0.0695	0.0672	0.0657	0.0679	0.0700	0.0741	0.0503	0.0622	0.0747	0.0735	0.0717	0.0781	0.0646	0.0774	0.0806
N-butane	mol%	0.0373	0.0600	0.0573	0.0542	0.0572	0.0552	0.0618	0.0388	0.0512	0.0623	0.0638	0.0550	0.0636	0.0526	0.0660	0.0700
Iso-pentane	mol%	0.0179	0.0288	0.0279	0.0264	0.0286	0.0284	0.0313	0.0211	0.0273	0.0339	0.0327	0.0308	0.0361	0.0280	0.0344	0.0366
N-pentane	mol%	0.0128	0.0200	0.0193	0.0178	0.0199	0.0189	0.0216	0.0137	0.0189	0.0241	0.0236	0.0208	0.0256	0.0193	0.0244	0.0265
Hexanes +	mol%	0.0209	0.0339	0.0331	0.0261	0.0334	0.0304	0.0369	0.0234	0.0241	0.0310	0.0286	0.0286	0.0371	0.0241	0.0300	0.0334
Stable Isotopes																	
δ ¹³ C (CH ₄)	‰	-37.63	-38.32	-38.44	-39.55	-37.67	-37.59	-37.66	-37.66	-36.70	-36.80	-37.06	-36.81	-36.82	-36.31	-36.67	-36.65
δD (CH ₄)	‰	-150.6	-154.1	-154.9	-159.9	-154.3	-154.7	-153.6	-153.2	-149.1	-147.4	-152.2	-151.1	-148.5	-149.0	-157.6	-155.1
δ ¹³ C (CO ₂)	‰	NA	NA	NA	NA	NA	NA	NA	NA	NA	NA	NA	NA	NA	NA	NA	NA
Hydrogen Sulfide																	
Hydrogen Sulfide	ppmw	<0.1	0.6	<0.1	<0.1	<0.1	<0.1	<0.1	<0.1	<0.1	<0.1	<0.1	<0.1	<0.1	<0.1	<0.1	<0.1

Notes:
Bolded values deteted in the sample.
 ND - Not Detected
 NA - Not Analyzed (insufficient volume)
 * - Dissolved Gas sample

Table 4
Gas Data Summary
 Sulphur Dome
 Calcasieu Parish, Louisiana

Sample Location		LDNR 24								LDNR 25							
		Sample ID	Sample Date	Sample Date	Sample Date	Sample Date	Sample Date	Sample Date	Sample Date	Sample Date	Sample Date	Sample Date	Sample Date	Sample Date	Sample Date	Sample Date	
Sample Date		9/23/24	10/21/24	11/20/24	12/17/24	1/28/25	2/18/25	3/17/25	4/21/25	9/25/24	10/22/24	11/21/24	12/18/24	1/28/25	2/24/25	3/18/25	4/23/25*
Sampler		ERM	ERM	ERM	ERM	ERM	ERM	ERM	ERM	ERM	ERM	ERM	ERM	ERM	ERM	ERM	ERM
Component	Units	Surface Water (Bubble Site)															
Carbon Monoxide	mol%	ND	ND	ND	ND	ND	ND	ND	ND	ND	ND	ND	ND	ND	ND	ND	ND
Helium	mol%	0.0028	0.0058	0.0048	0.0047	0.0045	0.0057	0.0057	0.0034	ND	ND	ND	ND	ND	0.0030	ND	NA
Hydrogen	mol%	ND	ND	ND	ND	ND	ND	ND	ND	ND	ND	ND	ND	ND	ND	ND	ND
Argon	mol%	0.276	0.0809	0.0636	0.0309	0.0469	0.0300	0.0369	0.106	0.208	0.154	0.241	0.219	0.138	0.197	0.0942	1.48
Oxygen	mol%	5.98	1.55	1.27	0.25	0.57	0.26	0.61	2.11	3.21	3.18	4.70	4.36	2.53	3.37	2.34	25.60
Nitrogen	mol%	22.31	6.49	5.30	1.73	2.88	1.76	1.87	8.44	13.75	8.98	16.47	9.45	6.48	9.79	4.35	71.19
Carbon Dioxide	mol%	2.17	2.41	2.69	2.51	1.82	2.29	1.66	2.32	2.15	1.76	1.14	0.49	0.60	0.42	1.87	1.44
Methane	mol%	68.19	88.13	89.31	94.00	93.27	94.22	94.38	85.70	78.54	83.86	75.60	84.14	87.98	84.16	89.75	0.283
Ethane	mol%	0.642	0.783	0.809	0.888	0.832	0.854	0.844	0.807	1.92	1.85	1.66	1.25	2.03	1.83	1.59	0.0031
Ethylene	mol%	0.0784	0.102	0.0942	0.0958	0.101	0.0979	0.100	0.0881	0.0001	ND	ND	ND	ND	ND	ND	ND
Propane	mol%	0.175	0.222	0.227	0.241	0.235	0.239	0.240	0.218	0.131	0.121	0.109	0.0581	0.1390	0.138	0.0059	0.0009
Propylene	mol%	ND	ND	ND	ND	ND	ND	ND	ND	ND	ND	ND	ND	ND	ND	ND	ND
Iso-butane	mol%	0.0561	0.0711	0.0728	0.0774	0.0753	0.0762	0.0768	0.0692	0.0366	0.0337	0.0312	0.0172	0.0403	0.0417	0.0023	ND
N-butane	mol%	0.0507	0.0644	0.0662	0.0705	0.0673	0.0686	0.0691	0.0612	0.0295	0.0248	0.0247	0.0128	0.0308	0.0309	0.0013	ND
Iso-pentane	mol%	0.0240	0.0310	0.0325	0.0346	0.0329	0.0336	0.0342	0.0294	0.0114	0.0106	0.0099	0.0052	0.0123	0.0130	0.0004	ND
N-pentane	mol%	0.0183	0.0237	0.0252	0.0268	0.0251	0.0259	0.0265	0.0222	0.0064	0.0058	0.0057	0.0028	0.0067	0.0073	0.0002	ND
Hexanes +	mol%	0.0270	0.0408	0.0404	0.0444	0.0415	0.0443	0.0458	0.0325	0.0090	0.0100	0.0081	0.0040	0.0120	0.0100	0.0006	ND
Stable Isotopes																	
$\delta^{13}\text{C}$ (CH ₄)	‰	-35.36	-35.56	-35.39	-35.50	-35.48	-35.51	-35.44	-35.46	-52.81	-54.76	-54.66	-61.02	-52.62	-50.98	-68.47	NA
δD (CH ₄)	‰	-143.2	-144.8	-143.9	-144.0	-144.9	-144.1	-145.4	-147.9	-204.0	-204.7	-209.7	-233.7	-206.9	-197.6	-236.8	NA
$\delta^{13}\text{C}$ (CO ₂)	‰	NA	NA	NA	NA	NA	NA	NA	NA	NA	NA	NA	NA	NA	NA	NA	NA
Hydrogen Sulfide																	
Hydrogen Sulfide	ppmw	106.1	120.4	54.8	10.7	5.2	2.2	0.2	2.2	<0.1	<0.1	<0.1	<0.1	<0.1	<0.1	<0.1	NA

Notes:
Bolded values deteted in the sample.
 ND - Not Detected
 NA - Not Analyzed (insufficient volume)
 * - Dissolved Gas sample

Table 4
Gas Data Summary
 Sulphur Dome
 Calcasieu Parish, Louisiana

Sample Location		LDNR 26								LDNR 27						
		Sample ID								Sample ID						
Sample Date		9/24/24	10/21/24	11/20/24	12/17/24	1/28/25	2/17/25	3/17/25	4/21/25	9/26/24	10/24/24	11/20/24	1/30/25	2/19/25	3/20/25	4/24/25
Sampler		ERM	ERM	ERM	ERM	ERM	ERM	ERM	ERM	ERM	ERM	ERM	ERM	ERM	ERM	ERM
Component	Units	Surface Water (Bubble Site)														
Carbon Monoxide	mol%	ND	ND	ND	ND	ND	ND	ND	ND	ND	ND	ND	ND	ND	ND	ND
Helium	mol%	0.0039	0.0055	0.0049	0.0059	0.0045	0.0063	0.0062	0.0048	ND	ND	ND	ND	ND	ND	ND
Hydrogen	mol%	ND	ND	ND	ND	ND	ND	ND	ND	ND	ND	ND	ND	ND	ND	ND
Argon	mol%	0.250	0.157	0.252	0.131	0.267	0.162	0.186	0.149	0.935	0.935	0.933	0.932	0.934	0.937	0.945
Oxygen	mol%	3.67	1.89	3.79	0.83	4.39	1.58	2.01	1.22	21.07	20.99	20.96	20.93	21.07	21.08	21.29
Nitrogen	mol%	17.12	10.24	17.67	7.53	19.42	9.36	10.74	8.58	77.94	78.02	78.05	78.09	77.95	77.94	77.71
Carbon Dioxide	mol%	1.23	1.43	0.94	1.20	1.07	0.62	0.56	1.25	0.048	0.057	0.047	0.042	0.042	0.044	0.049
Methane	mol%	76.87	85.39	76.55	89.38	74.09	87.37	85.63	87.84	0.0005	0.0003	0.0036	0.0003	0.0025	0.0005	0.0021
Ethane	mol%	0.702	0.738	0.659	0.758	0.624	0.741	0.717	0.779	ND	ND	0.0001	ND	ND	ND	ND
Ethylene	mol%	0.0001	ND	ND	ND	ND	ND	ND	ND	ND	ND	ND	ND	ND	ND	ND
Propane	mol%	0.0562	0.0585	0.0531	0.0601	0.0495	0.0615	0.0599	0.0637	ND	ND	ND	ND	ND	ND	ND
Propylene	mol%	ND	ND	ND	ND	ND	ND	ND	ND	ND	ND	ND	ND	ND	ND	ND
Iso-butane	mol%	0.0705	0.0745	0.0683	0.0777	0.0625	0.0787	0.0769	0.0798	ND	ND	ND	ND	ND	ND	ND
N-butane	mol%	0.0028	0.0025	0.0022	0.0024	0.0019	0.0025	0.0025	0.0027	ND	ND	ND	ND	ND	ND	ND
Iso-pentane	mol%	0.0143	0.0150	0.0135	0.0151	0.0120	0.0156	0.0151	0.0160	ND	ND	ND	ND	ND	ND	ND
N-pentane	mol%	0.0003	0.0002	0.0001	0.0001	ND	0.0001	0.0001	0.0001	ND	ND	ND	ND	ND	ND	ND
Hexanes +	mol%	0.0065	0.0066	0.0041	0.0060	0.0052	0.0065	0.0047	0.0070	ND	0.0004	0.0006	0.0003	0.0002	0.0003	0.0001
Stable Isotopes																
$\delta^{13}\text{C}$ (CH ₄)	‰	-37.82	-38.02	-37.95	-37.95	-38.03	-37.54	-37.93	-38.07	NA	NA	NA	NA	NA	NA	NA
δD (CH ₄)	‰	-143.3	-147.9	-146.6	-149.9	-151.8	-148.7	-152.2	-149.5	NA	NA	NA	NA	NA	NA	NA
$\delta^{13}\text{C}$ (CO ₂)	‰	NA	NA	NA	NA	NA	NA	NA	NA	NA	NA	NA	NA	NA	NA	NA
Hydrogen Sulfide																
Hydrogen Sulfide	ppmw	<0.1	<0.1	1.4	<0.1	<0.1	<0.1	<0.1	<0.1	<0.1	<0.1	<0.1	<0.1	<0.1	<0.1	<0.1

Notes:
Bolded values detected in the sample.
 ND - Not Detected
 NA - Not Analyzed (insufficient volume)
 * - Dissolved Gas sample

Table 4
Gas Data Summary
 Sulphur Dome
 Calcasieu Parish, Louisiana

Sample Location	Sample ID	LDNR 28							SN 67269						
		9/26/24	11/20/24	12/17/24	1/30/25	2/19/25	3/20/25	4/24/25	10/23/24	11/21/24	12/16/24	1/27/25	2/18/25	3/20/25	4/24/25
		ERM	ERM	ERM	ERM	ERM	ERM	ERM	ERM	ERM	ERM	ERM	ERM	ERM	ERM
Component	Units	Surface Water (Bubble Site)													
Carbon Monoxide	mol%	ND	ND	ND	ND	ND	ND	ND	ND	ND	ND	ND	ND	ND	ND
Helium	mol%	ND	ND	ND	ND	ND	ND	ND	ND	ND	0.0058	0.005	0.0050	ND	0.0045
Hydrogen	mol%	ND	ND	ND	ND	ND	ND	ND	ND	ND	0.0040	ND	ND	ND	0.0039
Argon	mol%	0.936	0.938	0.942	0.93	0.932	0.935	0.926	0.932	0.797	0.0762	0.0796	0.0441	0.933	0.0616
Oxygen	mol%	21.08	19.93	18.90	20.84	20.99	20.95	19.48	20.89	17.61	1.11	1.22	0.23	20.94	0.68
Nitrogen	mol%	77.93	78.55	77.80	78.01	78.03	77.93	76.23	77.73	66.42	5.89	5.65	3.03	77.81	4.20
Carbon Dioxide	mol%	0.043	0.54	1.21	0.061	0.047	0.084	0.68	0.066	0.091	0.087	0.063	0.10	0.043	0.11
Methane	mol%	0.0071	0.0480	1.14	0.162	0.0050	0.101	2.68	0.378	14.90	91.70	91.91	95.46	0.270	93.86
Ethane	mol%	ND	0.0002	0.0041	0.0007	ND	0.0005	0.0056	0.0025	0.126	0.785	0.739	0.775	0.0022	0.753
Ethylene	mol%	ND	ND	ND	ND	ND	ND	ND	ND	ND	0.0001	0.0001	ND	ND	ND
Propane	mol%	ND	ND	0.0018	0.0002	ND	0.0002	0.0018	0.0007	0.0360	0.222	0.216	0.227	0.001	0.212
Propylene	mol%	ND	ND	ND	ND	ND	ND	ND	ND	ND	ND	ND	ND	ND	ND
Iso-butane	mol%	ND	ND	0.0018	0.0001	ND	0.0002	0.0024	0.0004	0.0122	0.0775	0.0750	0.0790	0.0003	0.0747
N-butane	mol%	ND	ND	0.0004	ND	ND	ND	0.0004	0.0001	0.0043	0.0270	0.0256	0.0271	0.0001	0.0262
Iso-pentane	mol%	ND	ND	0.0003	ND	ND	ND	0.0004	ND	0.0010	0.0063	0.0059	0.0064	ND	0.0066
N-pentane	mol%	ND	ND	ND	ND	ND	ND	ND	ND	0.0003	0.0017	0.0015	0.0017	ND	0.0018
Hexanes +	mol%	ND	0.0002	0.0002	0.0005	0.0001	0.0003	0.0002	0.0002	0.0013	0.0045	0.0040	0.0062	0.0003	0.0045
Stable Isotopes															
δ ¹³ C (CH ₄)	‰	NA	NA	-19.78	-39.30	NA	-27.60	-25.51	-27.33	-34.74	-34.77	-35.13	-35.15	-34.94	-34.90
δD (CH ₄)	‰	NA	NA	-93.0	NA	NA	NA	-107.0	-139.0	-142.8	-137.0	-145.5	-143.0	-144.0	-144.1
δ ¹³ C (CO ₂)	‰	NA	NA	NA	NA	NA	NA	NA	NA	NA	NA	NA	NA	NA	NA
Hydrogen Sulfide															
Hydrogen Sulfide	ppmw	<0.1	0.3	<0.1	<0.1	<0.1	<0.1	<0.1	<0.1	<0.1	<0.1	<0.1	NA	<0.1	<0.1

Notes:

Bolded values detected in the sample.

ND - Not Detected

NA - Not Analyzed (insufficient volume)

* - Dissolved Gas sample

Table 4
Gas Data Summary
 Sulphur Dome
 Calcasieu Parish, Louisiana

Sample Location		SN 67270						WW 11									
		PPG 7B BS						019-580									
Sample ID		9/26/24*	12/16/24*	1/27/2025*	2/19/25*	3/19/25*	4/23/25*	7/25/24*	8/21/24*	9/25/24*	10/23/24*	12/17/24*	1/30/25*	2/17/25*	3/18/25*	4/24/25*	5/15/25*
Sample Date		ERM	ERM	ERM	ERM	ERM	ERM	ERM	ERM	ERM	ERM	ERM	ERM	ERM	ERM	ERM	ERM
Sampler		ERM	ERM	ERM	ERM	ERM	ERM	ERM	ERM	ERM	ERM	ERM	ERM	ERM	ERM	ERM	ERM
Component	Units	Surface Water (Bubble Site)						Industrial Water Wells									
Carbon Monoxide	mol%	ND	ND	ND	ND	ND	ND	ND	ND	ND	ND	ND	ND	ND	ND	ND	ND
Helium	mol%	NA	NA	NA	NA	NA	NA	NA	NA	NA	NA	NA	NA	NA	NA	NA	NA
Hydrogen	mol%	ND	ND	ND	ND	ND	ND	ND	ND	ND	ND	ND	ND	ND	ND	ND	ND
Argon	mol%	1.31	0.999	1.27	1.38	1.39	1.07	1.51	1.62	1.35	1.71	1.70	1.68	1.70	1.81	1.47	1.68
Oxygen	mol%	24.26	20.26	11.9	0.76	17.15	1.86	10.10	9.08	11.39	4.65	4.82	3.58	3.83	1.73	9.00	4.80
Nitrogen	mol%	67.17	76.71	54.42	59.49	60.98	46.89	76.68	77.68	78.10	78.50	80.11	82.95	82.61	85.43	80.74	81.53
Carbon Dioxide	mol%	1.68	0.33	3.52	2.97	1.69	3.09	11.66	11.58	9.13	13.87	13.32	11.74	11.82	10.99	8.76	11.54
Methane	mol%	5.57	1.65	28.21	34.78	18.74	47.06	0.0454	0.0426	0.0255	1.27	0.0431	0.0483	0.0430	0.0527	0.0358	0.4380
Ethane	mol%	0.0085	0.0414	0.561	0.592	0.0505	0.0279	ND	0.0007	ND	0.0016	ND	0.0008	0.0007	0.0007	0.0006	0.001
Ethylene	mol%	ND	ND	ND	ND	ND	ND	ND	ND	ND	ND	ND	ND	ND	ND	ND	ND
Propane	mol%	0.0013	0.0089	0.0985	0.0194	ND	ND	ND	ND	ND	ND	ND	ND	ND	ND	ND	ND
Propylene	mol%	ND	ND	ND	ND	ND	ND	ND	ND	ND	ND	ND	ND	ND	ND	ND	ND
Iso-butane	mol%	ND	0.0009	0.0091	0.0084	ND	ND	ND	ND	ND	ND	ND	ND	ND	ND	ND	ND
N-butane	mol%	ND	0.0011	0.0098	ND	ND	ND	ND	ND	ND	ND	ND	ND	ND	ND	ND	ND
Iso-pentane	mol%	ND	ND	0.0012	ND	ND	ND	ND	ND	ND	ND	ND	ND	ND	ND	ND	ND
N-pentane	mol%	ND	ND	ND	ND	ND	ND	ND	ND	ND	ND	ND	ND	ND	ND	ND	ND
Hexanes +	mol%	ND	0.0002	0.0037	0.0024	0.0017	ND	ND	ND	0.0010	0.0009	0.0012	ND	0.0017	ND	ND	ND
Stable Isotopes																	
$\delta^{13}\text{C}$ (CH ₄)	‰	-39.80	-40.15	-43.50	-42.86	-41.54	-42.34	NA	NA	NA	-59.30	NA	NA	NA	NA	NA	-59.90
δD (CH ₄)	‰	-140.0	-143.6	-159.3	-150.7	-143.7	-145.9	NA	NA	NA	NA	NA	NA	NA	NA	NA	NA
$\delta^{13}\text{C}$ (CO ₂)	‰	NA	NA	NA	NA	NA	NA	NA	NA	NA	NA	NA	NA	NA	NA	NA	NA
Hydrogen Sulfide																	
Hydrogen Sulfide	ppmw	NA	NA	NA	NA	NA	NA	NA	NA	NA	NA	NA	NA	NA	NA	NA	NA

Notes:
Bolded values detected in the sample.
 ND - Not Detected
 NA - Not Analyzed (insufficient volume)
 * - Dissolved Gas sample

Table 4
Gas Data Summary
 Sulphur Dome
 Calcasieu Parish, Louisiana

Sample Location		WW 13						WW 12						
		019-582						019-995						
Sample ID		9/26/24*	10/23/24*	11/19/24*	1/30/25*	2/17/25*	3/20/25*	9/25/24*	10/23/24*	11/19/24*	2/17/25*	3/18/25*	4/24/25*	5/15/25*
Sample Date		ERM	ERM	ERM	ERM	ERM	ERM	ERM	ERM	ERM	ERM	ERM	ERM	ERM
Sampler		ERM	ERM	ERM	ERM	ERM	ERM	ERM	ERM	ERM	ERM	ERM	ERM	ERM
Component	Units	Industrial Water Wells												
Carbon Monoxide	mol%	ND	ND	ND	ND	ND	ND	ND	ND	ND	ND	ND	ND	ND
Helium	mol%	NA	NA	NA	NA	NA	NA	NA	NA	NA	NA	NA	NA	NA
Hydrogen	mol%	ND	ND	ND	ND	ND	ND	ND	ND	ND	ND	ND	ND	ND
Argon	mol%	1.27	1.78	1.67	1.12	1.13	1.83	1.17	1.70	1.72	1.61	1.85	1.72	1.75
Oxygen	mol%	3.62	2.95	3.77	2.06	0.97	2.20	6.59	4.13	6.67	4.44	1.80	5.14	3.79
Nitrogen	mol%	86.96	83.68	82.25	92.1	93.44	85.26	79.63	79.31	78.43	76.09	84.68	80.63	83.49
Carbon Dioxide	mol%	8.12	10.73	11.99	3.98	4.40	10.62	12.53	13.21	12.76	17.81	11.66	12.39	10.56
Methane	mol%	0.0246	0.851	0.314	0.733	0.0636	0.104	0.0765	1.65	0.410	0.0526	0.0167	0.118	0.412
Ethane	mol%	ND	0.003	0.0037	0.0012	0.0004	ND	ND	0.0027	ND	ND	ND	ND	0.0012
Ethylene	mol%	ND	ND	ND	ND	ND	ND	ND	ND	ND	ND	ND	ND	ND
Propane	mol%	ND	0.0032	0.0023	0.0017	ND	ND	ND	ND	ND	ND	ND	ND	ND
Propylene	mol%	ND	ND	ND	ND	ND	ND	ND	ND	ND	ND	ND	ND	ND
Iso-butane	mol%	ND	ND	ND	ND	ND	ND	ND	ND	ND	ND	ND	ND	ND
N-butane	mol%	ND	ND	ND	ND	ND	ND	ND	ND	ND	ND	ND	ND	ND
Iso-pentane	mol%	ND	ND	ND	ND	ND	ND	ND	ND	ND	ND	ND	ND	ND
N-pentane	mol%	ND	ND	ND	ND	ND	ND	ND	ND	ND	ND	ND	ND	ND
Hexanes +	mol%	ND	0.0007	ND	ND	0.0005	ND	0.0020	0.0018	ND	0.0011	ND	ND	ND
Stable Isotopes														
δ ¹³ C (CH ₄)	‰	NA	-79.90	NA	-90.40	NA	NA	NA	-57.60	-64.90	NA	NA	NA	-63.90
δD (CH ₄)	‰	NA	NA	NA	-377.0	NA	NA	NA	-114.0	NA	NA	NA	NA	NA
δ ¹³ C (CO ₂)	‰	NA	NA	NA	NA	NA	NA	NA	NA	NA	NA	NA	NA	NA
Hydrogen Sulfide														
Hydrogen Sulfide	ppmw	NA	NA	NA	NA	NA	NA	NA	NA	NA	NA	NA	NA	NA

Notes:
Bolded values detected in the sample.
 ND - Not Detected
 NA - Not Analyzed (insufficient volume)
 * - Dissolved Gas sample

Table 4
Gas Data Summary
 Sulphur Dome
 Calcasieu Parish, Louisiana

Sample Location		WW 19									WW 40						
		019-1055									019-1603						
Sample ID		7/24/24*	8/21/24*	9/25/24*	10/23/24*	11/19/24*	12/17/24*	1/30/25*	4/29/25*	5/13/25*	10/23/24*	11/19/24*	12/18/24*	1/30/25*	2/18/25*	3/20/25*	6/18/25*
Sample Date		ERM	ERM	ERM	ERM	ERM	ERM	ERM	ERM	ERM	ERM	ERM	ERM	ERM	ERM	ERM	ERM
Sampler		ERM	ERM	ERM	ERM	ERM	ERM	ERM	ERM	ERM	ERM	ERM	ERM	ERM	ERM	ERM	ERM
Component	Units	Industrial Water Wells															
Carbon Monoxide	mol%	ND	ND	ND	ND	ND	ND	ND	ND	ND	ND	ND	ND	ND	ND	ND	ND
Helium	mol%	NA	NA	NA	NA	NA	NA	NA	NA	NA	NA	NA	NA	NA	NA	NA	NA
Hydrogen	mol%	ND	ND	ND	ND	ND	ND	ND	ND	ND	ND	ND	ND	ND	ND	ND	ND
Argon	mol%	1.53	1.44	1.60	1.71	1.50	1.65	1.74	1.69	1.59	1.55	1.09	1.31	1.65	1.57	1.65	1.55
Oxygen	mol%	10.57	11.07	4.92	5.21	3.70	4.79	2.38	2.69	6.04	6.88	11.22	10.43	4.21	5.30	5.07	8.43
Nitrogen	mol%	74.86	73.88	78.43	78.85	86.15	82.45	81.63	82.75	80.1	76.29	82.31	80.93	82.26	80.65	79.85	78.41
Carbon Dioxide	mol%	12.68	13.13	14.69	12.98	8.44	10.79	13.84	12.51	11.92	13.87	1.59	6.76	11.07	11.44	6.73	10.99
Methane	mol%	0.360	0.312	0.366	1.260	0.209	0.315	0.394	0.355	0.341	1.4	3.77	0.560	0.806	1.03	6.69	0.623
Ethane	mol%	0.0017	0.0031	0.0018	0.0029	0.0011	0.0016	0.0023	0.0026	0.0017	0.0085	0.0032	0.0029	0.0036	0.0036	0.0096	0.0039
Ethylene	mol%	ND	ND	ND	ND	ND	ND	ND	ND	ND	ND	ND	ND	ND	ND	ND	ND
Propane	mol%	ND	0.0021	ND	ND	ND	ND	ND	ND	ND	ND	0.0004	ND	ND	ND	0.0010	ND
Propylene	mol%	ND	ND	ND	ND	ND	ND	ND	ND	ND	ND	ND	ND	ND	ND	ND	ND
Iso-butane	mol%	ND	ND	ND	ND	ND	ND	ND	ND	ND	0.0007	ND	ND	ND	ND	0.0006	ND
N-butane	mol%	ND	0.0017	ND	ND	ND	ND	ND	ND	ND	ND	ND	ND	ND	ND	ND	ND
Iso-pentane	mol%	ND	0.0012	ND	ND	ND	ND	ND	ND	ND	ND	ND	ND	ND	ND	ND	ND
N-pentane	mol%	ND	UNK	ND	ND	ND	ND	ND	ND	ND	ND	ND	ND	ND	ND	ND	ND
Hexanes +	mol%	0.0010	0.0014	0.0023	0.0009	ND	0.0024	ND	0.0007	0.0008	0.0017	0.0002	0.0007	0.0008	0.0006	0.0010	0.0008
Stable Isotopes																	
$\delta^{13}\text{C}$ (CH ₄)	‰	-52.20	NA	NA	-67.10	NA	-55.20	-53.50	-46.9	-53.0	-57.80	-82.86	-58.50	-61.50	-59.10	-86.25	-54.40
δD (CH ₄)	‰	NA	NA	NA	NA	NA	NA	NA	NA	NA	NA	-252.0	NA	NA	NA	-246.4	NA
$\delta^{13}\text{C}$ (CO ₂)	‰	NA	NA	NA	NA	NA	NA	NA	NA	NA	NA	NA	NA	NA	NA	NA	NA
Hydrogen Sulfide																	
Hydrogen Sulfide	ppmw	NA	NA	NA	NA	NA	NA	NA	NA	NA	NA	NA	NA	NA	NA	NA	NA

Notes:
Bolded values detected in the sample.
 ND - Not Detected
 NA - Not Analyzed (insufficient volume)
 * - Dissolved Gas sample

Table 4
Gas Data Summary
 Sulphur Dome
 Calcasieu Parish, Louisiana

Sample Location		Cottages Well								
		019-17636Z								
Sample ID	Sample Date	7/25/24*	8/21/24*	9/25/24*	10/23/24*	11/19/24*	12/18/24*	4/23/25*	5/13/25*	6/18/25*
Sampler	Units	ERM	ERM	ERM	ERM	ERM	ERM	ERM	ERM	ERM
Component		Industrial Water Wells								
Carbon Monoxide	mol%	ND	ND	ND	ND	ND	ND	ND	ND	ND
Helium	mol%	NA	NA	NA	NA	NA	NA	NA	NA	NA
Hydrogen	mol%	ND	ND	ND	ND	ND	ND	ND	ND	ND
Argon	mol%	1.22	1.51	1.21	1.56	1.34	1.60	1.50	1.58	1.68
Oxygen	mol%	24.90	12.38	2.79	0.34	8.70	2.48	11.60	7.01	5.71
Nitrogen	mol%	62.77	70.63	75.55	84.08	80.23	82.78	72.81	75.97	78.97
Carbon Dioxide	mol%	10.75	13.72	12.00	7.30	7.74	9.60	13.36	12.22	11.15
Methane	mol%	0.36	1.76	8.45	6.72	2.00	3.53	0.735	3.220	2.480
Ethane	mol%	ND	ND	ND	ND	ND	ND	ND	ND	ND
Ethylene	mol%	ND	ND	ND	ND	ND	ND	ND	ND	ND
Propane	mol%	ND	ND	ND	ND	ND	ND	ND	ND	ND
Propylene	mol%	ND	ND	ND	ND	ND	ND	ND	ND	ND
Iso-butane	mol%	ND	ND	ND	ND	ND	ND	ND	ND	ND
N-butane	mol%	ND	ND	ND	ND	ND	ND	ND	ND	ND
Iso-pentane	mol%	ND	ND	ND	ND	ND	ND	ND	ND	ND
N-pentane	mol%	ND	ND	ND	ND	ND	ND	ND	ND	ND
Hexanes +	mol%	ND	ND	0.0036	ND	ND	0.0024	ND	ND	ND
Stable Isotopes										
$\delta^{13}\text{C}$ (CH ₄)	‰	NA	-78.90	-95.56	-99.32	-94.40	-97.36	-76.9	-93.6	-89.0
δD (CH ₄)	‰	NA	NA	-311.0	-286.5	-274.0	-293.0	NA	-273.0	-242.0
$\delta^{13}\text{C}$ (CO ₂)	‰	NA	NA	NA	NA	NA	NA	NA	NA	NA
Hydrogen Sulfide										
Hydrogen Sulfide	ppmw	NA	NA	NA	NA	NA	NA	NA	NA	NA

Notes:
Bolded values detected in the sample.
 ND - Not Detected
 NA - Not Analyzed (insufficient volume)
 * - Dissolved Gas sample

Table 4
Gas Data Summary
 Sulphur Dome
 Calcasieu Parish, Louisiana

Sample Location		MW-1											
		MW-1-200											
Sample ID	Sample Date	7/23/24*	8/20/24*	9/26/24*	10/21/24*	11/18/24*	12/16/24*	1/29/25*	2/18/25*	3/17/25*	4/22/25*	5/13/25*	6/19/25*
Sampler	Units	ERM	ERM	ERM	ERM	ERM	ERM	ERM	ERM	ERM	ERM	ERM	ERM
Component		Monitoring Wells											
Carbon Monoxide	mol%	ND	ND	ND	ND	ND	ND	ND	ND	ND	ND	ND	ND
Helium	mol%	NA	NA	NA	NA	NA	NA	NA	NA	NA	NA	NA	NA
Hydrogen	mol%	ND	ND	ND	ND	ND	ND	ND	ND	ND	ND	ND	ND
Argon	mol%	0.34	0.374	0.327	0.328	0.338	0.358	0.326	0.336	0.352	0.398	0.348	0.355
Oxygen	mol%	2.70	3.50	1.26	1.42	1.56	1.80	0.97	1.34	1.47	3.05	1.68	2.14
Nitrogen	mol%	15.01	16.05	14.22	14.34	15.25	17.40	14.67	15.79	15.66	19.14	15.38	15.83
Carbon Dioxide	mol%	0.46	0.51	0.81	0.64	0.27	0.37	0.45	0.39	0.21	0.36	0.19	0.29
Methane	mol%	81.46	79.43	83.34	83.23	82.55	80.04	83.55	82.11	82.28	77.03	82.37	81.35
Ethane	mol%	0.0324	0.0395	0.0358	0.0332	0.0314	0.0290	0.0324	0.0315	0.0296	0.0277	0.0320	0.0316
Ethylene	mol%	ND	ND	ND	ND	ND	ND	ND	ND	ND	ND	ND	ND
Propane	mol%	ND	0.0037	ND	ND	0.0001	ND	ND	0.002	ND	ND	ND	0.0002
Propylene	mol%	ND	ND	ND	ND	ND	ND	ND	ND	ND	ND	ND	ND
Iso-butane	mol%	ND	0.0009	ND	ND	ND	ND	ND	ND	ND	ND	ND	ND
N-butane	mol%	ND	0.0017	ND	ND	ND	ND	ND	ND	ND	ND	ND	ND
Iso-pentane	mol%	ND	0.0009	ND	ND	ND	ND	ND	ND	ND	ND	ND	ND
N-pentane	mol%	ND	UNK	ND	ND	ND	ND	ND	ND	ND	ND	ND	ND
Hexanes +	mol%	ND	0.0006	ND	ND	0.0002	0.0002	0.0006	0.0004	ND	0.0002	0.0002	ND
Stable Isotopes													
$\delta^{13}\text{C}$ (CH ₄)	‰	-56.40	-56.31	-56.24	-56.38	-56.68	-56.46	-56.61	-56.55	-56.50	-56.43	-56.75	-56.76
δD (CH ₄)	‰	-192.1	-188.5	-185.6	-190.8	-191.7	-186.2	-194.9	-190.5	-194.0	-197.8	-192.3	-200.4
$\delta^{13}\text{C}$ (CO ₂)	‰	NA	NA	NA	NA	NA	NA	NA	NA	NA	NA	NA	NA
Hydrogen Sulfide													
Hydrogen Sulfide	ppmw	NA	NA	NA	NA	NA	NA	NA	NA	NA	NA	NA	NA

Notes:

Bolded values detected in the sample.

ND - Not Detected

NA - Not Analyzed (insufficient volume)

* - Dissolved Gas sample

Table 4
Gas Data Summary
 Sulphur Dome
 Calcasieu Parish, Louisiana

Sample Location		MW-1											
		MW-1-500											
Sample ID	Sample Date	7/23/24*	8/20/24*	9/23/24*	10/21/24*	11/18/24*	12/16/24*	1/29/25*	2/18/25*	3/17/25*	4/22/25*	5/13/25*	6/19/25*
Sampler		ERM	ERM	ERM	ERM	ERM	ERM	ERM	ERM	ERM	ERM	ERM	ERM
Component	Units	Monitoring Wells											
Carbon Monoxide	mol%	ND	ND	NA	ND	ND	ND	ND	ND	ND	ND	ND	ND
Helium	mol%	NA	NA	NA	NA	NA	NA	NA	NA	NA	NA	NA	NA
Hydrogen	mol%	ND	ND	ND	ND	ND	ND	ND	ND	ND	ND	ND	ND
Argon	mol%	1.16	1.23	1.13	1.11	1.04	1.01	1.01	0.948	1.01	0.967	0.961	1.05
Oxygen	mol%	9.14	11.33	4.35	4.00	5.61	4.38	2.42	3.54	3.14	10.54	10.66	5.63
Nitrogen	mol%	53.97	57.68	52.02	50.48	47.20	45.08	44.06	41.33	44.22	53.68	58.96	44.01
Carbon Dioxide	mol%	0.25	0.35	0.17	0.24	0.30	0.20	0.14	0.36	0.21	0.38	0.16	0.26
Methane	mol%	35.48	29.14	42.33	44.17	45.85	49.34	52.36	53.82	51.43	34.43	29.26	49.04
Ethane	mol%	0.0008	0.0065	0.0010	0.0009	0.0008	0.0008	0.0009	0.0011	0.0006	0.0006	ND	0.0005
Ethylene	mol%	ND	ND	ND	ND	ND	ND	ND	ND	ND	ND	ND	ND
Propane	mol%	ND	0.0051	ND	ND	ND	ND	ND	ND	ND	ND	ND	ND
Propylene	mol%	ND	ND	ND	ND	ND	ND	ND	ND	ND	ND	ND	ND
Iso-butane	mol%	ND	0.0015	ND	ND	ND	ND	ND	ND	ND	ND	ND	ND
N-butane	mol%	ND	0.0037	ND	ND	ND	ND	ND	ND	ND	ND	ND	ND
Iso-pentane	mol%	ND	0.0024	0.0007	ND	ND	ND	ND	ND	ND	ND	ND	ND
N-pentane	mol%	ND	UNK	ND	ND	ND	ND	ND	ND	ND	ND	ND	ND
Hexanes +	mol%	ND	0.0018	ND	0.0007	ND	0.0004	ND	ND	ND	0.0005	0.0005	0.0012
Stable Isotopes													
$\delta^{13}\text{C}$ (CH ₄)	‰	-69.25	-77.02	-67.15	-72.46	-74.10	-72.94	-67.96	-65.85	-64.60	-64.42	-64.76	-63.65
δD (CH ₄)	‰	-309.7	-311.7	-309.1	-303.6	-309.9	-310.8	-314.6	-300.2	-302.5	-295.9	-301.2	-307.5
$\delta^{13}\text{C}$ (CO ₂)	‰	NA	NA	NA	NA	NA	NA	NA	NA	NA	NA	NA	NA
Hydrogen Sulfide													
Hydrogen Sulfide	ppmw	NA	NA	NA	NA	NA	NA	NA	NA	NA	NA	NA	NA

Notes:

Bolded values detected in the sample.

ND - Not Detected

NA - Not Analyzed (insufficient volume)

* - Dissolved Gas sample

Table 4
Gas Data Summary
 Sulphur Dome
 Calcasieu Parish, Louisiana

Sample Location		MW-1											
		MW-1-700											
Sample ID	Sample Date	7/23/24*	8/20/24*	9/23/24*	10/21/24*	11/19/24*	12/16/24*	1/29/25*	2/18/25*	3/18/25*	4/22/25*	5/13/25*	6/19/25*
Sampler		ERM	ERM	ERM	ERM	ERM	ERM	ERM	ERM	ERM	ERM	ERM	ERM
Component	Units	Monitoring Wells											
Carbon Monoxide	mol%	ND	ND	ND	ND	ND	ND	ND	ND	ND	ND	ND	ND
Helium	mol%	NA	NA	NA	NA	NA	NA	NA	NA	NA	NA	NA	NA
Hydrogen	mol%	ND	ND	ND	ND	ND	ND	ND	ND	ND	ND	ND	ND
Argon	mol%	1.42	1.33	1.33	1.44	1.42	1.35	1.29	1.28	1.39	1.23	1.19	1.29
Oxygen	mol%	8.58	13.05	6.51	5.04	5.05	4.40	2.82	1.98	1.59	4.60	6.27	5.35
Nitrogen	mol%	65.79	65.04	70.70	65.59	64.63	60.64	55.91	56.83	57.22	55.67	64.04	61.45
Carbon Dioxide	mol%	0.096	0.22	0.067	0.1	0.11	0.11	0.054	0.071	0.075	0.086	0.023	0.054
Methane	mol%	24.10	20.07	21.38	27.82	28.78	33.50	39.91	39.83	39.72	38.40	28.47	31.85
Ethane	mol%	0.0035	0.0093	0.0027	0.0037	0.0035	0.0034	0.0031	0.0035	0.0030	0.0031	0.0024	0.0023
Ethylene	mol%	ND	ND	ND	ND	ND	ND	ND	ND	ND	ND	ND	ND
Propane	mol%	ND	0.0057	ND	ND	ND	ND	ND	ND	ND	ND	0.0007	ND
Propylene	mol%	ND	ND	ND	ND	ND	ND	ND	ND	ND	ND	ND	ND
Iso-butane	mol%	0.002	0.0035	0.0020	0.0022	0.0021	0.0020	0.0015	0.0018	0.0016	0.0017	0.0016	0.0014
N-butane	mol%	ND	0.0039	ND	ND	ND	ND	ND	ND	ND	ND	0.0006	ND
Iso-pentane	mol%	ND	0.0024	0.0164	ND	ND	ND	ND	ND	ND	ND	ND	ND
N-pentane	mol%	ND	UNK	ND	ND	ND	ND	ND	ND	ND	ND	ND	ND
Hexanes +	mol%	0.0006	0.0020	ND	0.0010	ND	0.0008	0.0021	ND	ND	0.0007	0.0021	ND
Stable Isotopes													
$\delta^{13}\text{C}$ (CH ₄)	‰	-86.12	-86.49	-86.74	-86.87	-87.87	-89.86	-88.29	-86.93	-86.35	-85.30	-84.07	-81.69
δD (CH ₄)	‰	-257.7	-257.1	-269.1	-264.1	-259.6	-266.3	-290.6	-286.3	-285.0	-283.8	-284.5	-295.4
$\delta^{13}\text{C}$ (CO ₂)	‰	NA	NA	NA	NA	NA	NA	NA	NA	NA	NA	NA	NA
Hydrogen Sulfide													
Hydrogen Sulfide	ppmw	NA	NA	NA	NA	NA	NA	NA	NA	NA	NA	NA	NA

Notes:
Bolded values detected in the sample.
 ND - Not Detected
 NA - Not Analyzed (insufficient volume)
 * - Dissolved Gas sample

Table 4
Gas Data Summary
 Sulphur Dome
 Calcasieu Parish, Louisiana

Sample Location		MW-2											
		MW-2-200											
Sample ID	Sample Date	7/23/24*	8/20/24*	9/24/24*	10/23/24*	11/19/24*	12/18/24*	1/28/25*	2/19/25*	3/19/25*	4/23/25*	5/15/25*	6/18/25*
Sampler	Units	ERM	ERM	ERM	ERM	ERM	ERM	ERM	ERM	ERM	ERM	ERM	ERM
Component		Monitoring Wells											
Carbon Monoxide	mol%	ND	ND	ND	ND	ND	ND	ND	ND	ND	ND	ND	ND
Helium	mol%	NA	NA	NA	0.0088	NA	NA	NA	NA	NA	NA	NA	NA
Hydrogen	mol%	ND	ND	ND	ND	ND	ND	ND	ND	ND	ND	ND	ND
Argon	mol%	0.316	0.368	0.328	0.849	0.256	0.533	0.213	0.257	0.254	0.294	0.303	0.411
Oxygen	mol%	3.89	6.80	3.36	18.60	2.03	9.88	0.87	2.00	1.17	3.39	2.37	6.31
Nitrogen	mol%	12.43	17.66	14.07	71.72	9.61	41.08	7.08	9.41	8.64	11.78	13.50	18.29
Carbon Dioxide	mol%	ND	ND	0.071	0.044	0.094	0.063	0.069	0.16	0.18	0.12	0.31	0.17
Methane	mol%	83.28	75.02	82.09	8.78	87.94	48.41	91.68	88.09	89.68	84.35	83.47	74.75
Ethane	mol%	0.0697	0.0678	0.0694	0.0067	0.0723	0.0412	0.0818	0.0794	0.0720	0.0742	0.0512	0.0629
Ethylene	mol%	0.0014	ND	ND	ND	ND	ND	ND	ND	ND	ND	ND	ND
Propane	mol%	0.0071	0.0062	0.0021	0.0001	0.0011	0.0006	0.0016	0.0015	0.0011	0.0011	0.0005	0.0008
Propylene	mol%	0.0003	ND	ND	ND	ND	ND	ND	ND	ND	ND	ND	ND
Iso-butane	mol%	0.0032	0.0027	0.0010	ND	0.0004	ND	0.0002	ND	ND	ND	ND	ND
N-butane	mol%	0.0011	0.0018	ND	ND	ND	ND	ND	ND	ND	ND	ND	ND
Iso-pentane	mol%	ND	0.0009	ND	ND	ND	ND	ND	ND	ND	ND	ND	ND
N-pentane	mol%	ND	UNK	ND	ND	ND	ND	ND	ND	ND	ND	ND	ND
Hexanes +	mol%	0.0005	0.0015	ND	0.0002	0.0004	0.0002	0.0003	ND	ND	0.0005	ND	ND
Stable Isotopes													
$\delta^{13}\text{C}$ (CH ₄)	‰	-49.20	-48.99	-49.45	-49.58	-49.20	-49.11	-49.12	-48.78	-48.74	-48.64	-50.16	-50.08
δD (CH ₄)	‰	-175.7	-178.5	-187.6	-174.3	-179.1	-180.4	-180.0	-175.8	-179.8	-182.6	-181.9	-187.0
$\delta^{13}\text{C}$ (CO ₂)	‰	NA	NA	NA	NA	NA	NA	NA	NA	NA	NA	NA	NA
Hydrogen Sulfide													
Hydrogen Sulfide	ppmw	NA	NA	NA	NA	NA	NA	NA	NA	NA	NA	NA	NA

Notes:

Bolded values detected in the sample.

ND - Not Detected

NA - Not Analyzed (insufficient volume)

* - Dissolved Gas sample

Table 4
Gas Data Summary
 Sulphur Dome
 Calcasieu Parish, Louisiana

Sample Location		MW-2										
Sample ID		MW-2-500										
Sample Date		7/23/24*	8/20/24*	9/24/24*	10/23/24*	11/19/24*	12/18/24*	1/28/25*	2/19/25*	4/23/25*	5/15/25*	6/18/25*
Sampler		ERM	ERM	ERM	ERM	ERM	ERM	ERM	ERM	ERM	ERM	ERM
Component	Units	Monitoring Wells										
Carbon Monoxide	mol%	ND	ND	ND	ND	ND	ND	ND	ND	ND	ND	ND
Helium	mol%	NA	NA	NA	NA	NA	NA	NA	NA	NA	NA	NA
Hydrogen	mol%	ND	ND	ND	ND	ND	ND	ND	ND	ND	ND	ND
Argon	mol%	1.27	1.26	1.23	1.01	1.22	1.22	1.28	1.26	1.40	1.11	1.16
Oxygen	mol%	8.67	8.34	3.69	11.77	3.49	2.11	2.09	1.34	6.05	5.01	5.57
Nitrogen	mol%	63.28	61.69	58.11	71.62	56.52	56.45	52.36	56.68	62.38	54.88	52.17
Carbon Dioxide	mol%	ND	ND	ND	ND	ND	ND	ND	ND	ND	ND	ND
Methane	mol%	26.75	28.56	36.92	15.60	38.76	40.21	44.25	40.70	30.16	38.99	41.09
Ethane	mol%	0.0135	0.0131	0.0096	0.0035	0.0079	0.0072	0.0069	0.0056	0.0037	0.0045	0.0053
Ethylene	mol%	ND	ND	0.0006	0.0002	ND	0.0005	0.0005	ND	ND	ND	ND
Propane	mol%	0.0019	0.0041	0.0015	0.0006	0.0013	0.0012	0.0011	0.0010	ND	0.0007	0.0007
Propylene	mol%	ND	ND	ND	ND	ND	ND	ND	ND	ND	ND	ND
Iso-butane	mol%	0.0041	0.0045	0.0039	0.0016	0.0034	0.0031	0.0029	0.0028	0.0021	0.0021	0.0022
N-butane	mol%	ND	0.002	ND	ND	ND	ND	ND	ND	ND	ND	ND
Iso-pentane	mol%	ND	0.0013	0.0228	ND	ND	ND	ND	ND	ND	ND	ND
N-pentane	mol%	ND	UNK	ND	ND	ND	ND	ND	ND	ND	ND	ND
Hexanes +	mol%	0.0007	0.0016	ND	0.0010	ND	0.0005	0.0031	0.0005	0.0011	ND	ND
Stable Isotopes												
δ ¹³ C (CH ₄)	‰	-58.96	-63.60	-62.44	-66.24	-68.96	-71.06	-73.32	-75.23	-76.48	-74.79	-75.41
δD (CH ₄)	‰	-258.3	-285.9	-296.5	-289.5	-279.3	-292.8	-313.0	-312.0	-297.6	-293.6	-310.4
δ ¹³ C (CO ₂)	‰	NA	NA	NA	NA	NA	NA	NA	NA	NA	NA	NA
Hydrogen Sulfide												
Hydrogen Sulfide	ppmw	NA	NA	NA	NA	NA	NA	NA	NA	NA	NA	NA

Notes:
Bolded values detected in the sample.
 ND - Not Detected
 NA - Not Analyzed (insufficient volume)
 * - Dissolved Gas sample

Table 4
Gas Data Summary
 Sulphur Dome
 Calcasieu Parish, Louisiana

Sample Location		MW-2											
		MW-2-700											
Sample ID	Sample Date	7/23/24*	8/21/24*	9/23/24*	10/23/24*	11/19/24*	12/18/24*	1/28/25*	2/19/25*	3/19/25*	4/23/25*	5/15/25*	6/18/25*
Sampler		ERM	ERM	ERM	ERM	ERM	ERM	ERM	ERM	ERM	ERM	ERM	ERM
Component	Units	Monitoring Wells											
Carbon Monoxide	mol%	ND	ND	ND	ND	ND	ND	ND	ND	ND	ND	ND	ND
Helium	mol%	NA	NA	NA	NA	NA	NA	NA	NA	NA	NA	NA	NA
Hydrogen	mol%	ND	ND	ND	ND	ND	ND	ND	ND	ND	ND	ND	ND
Argon	mol%	1.67	1.71	1.95	1.97	1.95	1.26	1.61	1.87	1.73	1.72	1.14	1.64
Oxygen	mol%	13.18	13.42	1.91	0.28	0.43	11.19	4.42	0.16	5.09	3.88	14.03	6.60
Nitrogen	mol%	80.35	80.14	89.36	90.82	90.51	84.57	87.14	86.40	84.17	80.34	80.12	76.31
Carbon Dioxide	mol%	ND	ND	ND	ND	ND	ND	ND	ND	ND	ND	ND	ND
Methane	mol%	4.80	4.58	6.75	6.92	7.10	2.98	6.82	11.55	9.00	14.05	4.70	15.45
Ethane	mol%	0.0032	0.0058	0.0047	0.0056	0.0054	0.0020	0.0038	0.0043	0.0040	0.0048	0.0021	0.0046
Ethylene	mol%	ND	ND	ND	0.0009	0.0009	0.0003	0.0010	0.0012	0.0009	0.0008	0.0003	0.0007
Propane	mol%	0.0012	0.0035	0.0017	0.0018	0.0018	0.0006	0.0010	0.0014	0.0012	0.0012	0.0004	0.0011
Propylene	mol%	ND	ND	ND	ND	ND	ND	ND	ND	ND	ND	ND	ND
Iso-butane	mol%	0.0023	0.0025	0.0028	0.0026	0.0023	0.0009	0.0014	0.0022	0.0017	0.0018	0.0005	0.0016
N-butane	mol%	ND	0.0019	ND	ND	ND	ND	ND	ND	ND	ND	ND	ND
Iso-pentane	mol%	ND	0.0012	0.0200	ND	ND	ND	ND	ND	ND	ND	ND	ND
N-pentane	mol%	ND	UNK	ND	ND	ND	ND	ND	ND	ND	ND	ND	ND
Hexanes +	mol%	ND	0.0038	ND	0.0011	ND	ND	0.0008	ND	ND	0.0017	ND	ND
Stable Isotopes													
$\delta^{13}\text{C}$ (CH ₄)	‰	-79.20	-78.30	-74.94	-70.85	-70.48	-72.92	-75.32	-76.73	-75.55	-76.70	-74.23	-78.46
δD (CH ₄)	‰	-192.0	-192.0	-203.0	-203.0	-214.0	-206.8	-234.6	-242.7	-253.6	-258.1	-252.7	-271.6
$\delta^{13}\text{C}$ (CO ₂)	‰	NA	NA	NA	NA	NA	NA	NA	NA	NA	NA	NA	NA
Hydrogen Sulfide													
Hydrogen Sulfide	ppmw	NA	NA	NA	NA	NA	NA	NA	NA	NA	NA	NA	NA

Notes:

Bolded values detected in the sample.

ND - Not Detected

NA - Not Analyzed (insufficient volume)

* - Dissolved Gas sample

Table 4
Gas Data Summary
 Sulphur Dome
 Calcasieu Parish, Louisiana

Sample Location		MW-3											
		MW-3-200											
Sample ID	Sample Date	7/24/24*	8/21/24*	9/24/24*	10/22/24*	11/20/24*	12/17/24*	1/27/25*	2/17/25*	3/18/25*	4/22/25*	5/14/25*	6/17/25*
Sampler		ERM	ERM	ERM	ERM	ERM	ERM	ERM	ERM	ERM	ERM	ERM	ERM
Component	Units	Monitoring Wells											
Carbon Monoxide	mol%	ND	NA	ND	ND	ND	ND	ND	ND	ND	ND	ND	ND
Helium	mol%	NA	NA	NA	NA	NA	NA	NA	NA	NA	NA	NA	NA
Hydrogen	mol%	ND	ND	ND	ND	ND	ND	ND	ND	ND	ND	ND	ND
Argon	mol%	0.269	0.368	0.300	0.271	0.335	0.260	0.396	0.205	0.234	0.284	0.491	0.477
Oxygen	mol%	4.19	5.60	2.51	2.48	1.29	1.11	6.50	0.75	1.55	3.42	5.16	8.84
Nitrogen	mol%	11.07	13.09	17.07	10.37	12.68	9.28	28.95	7.05	9.23	12.72	29.82	34.64
Carbon Dioxide	mol%	0.015	ND	0.028	0.029	ND	0.024	0.13	0.12	0.27	0.26	ND	0.091
Methane	mol%	84.40	80.78	80.03	86.80	85.63	89.27	63.99	91.82	88.67	83.27	64.48	55.93
Ethane	mol%	0.0518	0.0566	0.0539	0.0513	0.0599	0.0544	0.0364	0.0524	0.0530	0.0462	0.0395	0.0315
Ethylene	mol%	ND	ND	ND	ND	ND	ND	0.0003	ND	ND	ND	ND	ND
Propane	mol%	ND	0.0016	ND	ND	ND	ND	ND	ND	ND	ND	0.0003	ND
Propylene	mol%	ND	ND	ND	ND	ND	ND	ND	ND	ND	ND	ND	ND
Iso-butane	mol%	ND	ND	ND	ND	ND	ND	ND	ND	ND	ND	ND	ND
N-butane	mol%	ND	0.0012	ND	ND	ND	ND	ND	ND	ND	ND	ND	ND
Iso-pentane	mol%	ND	0.0008	ND	ND	ND	ND	ND	ND	ND	ND	ND	ND
N-pentane	mol%	ND	UNK	ND	ND	ND	ND	ND	ND	ND	ND	ND	ND
Hexanes +	mol%	ND	0.0009	ND	0.0005	0.0006	0.0009	0.0009	0.0009	ND	ND	ND	ND
Stable Isotopes													
$\delta^{13}\text{C}$ (CH ₄)	‰	-47.35	-47.01	-47.25	-47.34	-47.41	-47.33	-47.37	-47.29	-47.09	-47.19	-46.85	-46.88
δD (CH ₄)	‰	-184.1	-184.1	-183.3	-186.7	-184.9	-180.4	-182.9	-191.0	-194.3	-183.9	-182.3	-188.9
$\delta^{13}\text{C}$ (CO ₂)	‰	NA	NA	NA	NA	NA	NA	NA	NA	NA	NA	NA	NA
Hydrogen Sulfide													
Hydrogen Sulfide	ppmw	NA	NA	NA	NA	NA	NA	NA	NA	NA	NA	NA	NA

Notes:

Bolded values detected in the sample.

ND - Not Detected

NA - Not Analyzed (insufficient volume)

* - Dissolved Gas sample

Table 4
Gas Data Summary
 Sulphur Dome
 Calcasieu Parish, Louisiana

Sample Location		MW-3											
		MW-3-500											
Sample ID	Sample Date	7/24/24*	8/21/24*	9/25/24*	10/22/24*	11/20/24*	12/17/24*	1/28/25*	2/17/25*	3/18/25*	4/21/25*	5/14/25*	6/17/25*
Sampler		ERM	ERM	ERM	ERM	ERM	ERM	ERM	ERM	ERM	ERM	ERM	ERM
Component	Units	Monitoring Wells											
Carbon Monoxide	mol%	ND	ND	ND	ND	ND	ND	ND	ND	ND	ND	ND	ND
Helium	mol%	NA	NA	NA	NA	NA	NA	NA	NA	NA	NA	NA	NA
Hydrogen	mol%	ND	ND	ND	ND	ND	ND	ND	ND	ND	ND	ND	ND
Argon	mol%	0.804	0.839	0.811	0.809	0.821	0.798	0.868	0.830	0.769	0.892	0.884	0.892
Oxygen	mol%	0.13	0.10	0.38	0.47	0.32	1.10	13.34	2.41	0.057	5.15	5.80	6.48
Nitrogen	mol%	34.1	35.21	34.04	32.84	33.45	34.41	65.03	38.36	39.36	38.20	43.58	38.46
Carbon Dioxide	mol%	2.24	1.20	0.91	ND	ND	ND	ND	ND	1.00	ND	ND	ND
Methane	mol%	62.05	61.95	63.18	65.19	64.73	63.03	20.54	57.78	58.22	55.16	49.21	53.59
Ethane	mol%	0.605	0.602	0.620	0.606	0.630	0.594	0.190	0.545	0.534	0.528	0.491	0.514
Ethylene	mol%	0.0014	0.0025	0.0028	0.0029	0.0024	0.0024	0.0008	0.0018	0.0011	0.0022	0.0019	0.0020
Propane	mol%	0.0258	0.0327	0.0333	0.0312	0.0314	0.0283	0.0079	0.0237	0.0239	0.0197	0.0127	0.0177
Propylene	mol%	ND	ND	ND	ND	ND	ND	ND	ND	ND	ND	ND	ND
Iso-butane	mol%	0.0117	0.0122	0.0120	0.0106	0.0125	0.0120	0.0036	0.0143	0.0149	0.0132	0.0007	0.0127
N-butane	mol%	0.0007	0.0011	0.0012	0.001	0.0012	0.0010	0.0003	0.0010	0.0010	0.0008	ND	0.0007
Iso-pentane	mol%	ND	ND	ND	ND	ND	ND	ND	0.0005	0.0005	ND	ND	ND
N-pentane	mol%	ND	ND	ND	ND	ND	ND	ND	ND	ND	ND	ND	ND
Hexanes +	mol%	0.0337	0.0472	0.0117	0.0365	0.0081	0.0281	0.0122	0.0276	0.0249	0.0336	0.008	0.0351
Stable Isotopes													
δ ¹³ C (CH ₄)	‰	-44.85	-44.64	-44.91	-44.75	-45.11	-45.00	-44.91	-44.98	-44.54	-44.66	-44.78	-44.71
δD (CH ₄)	‰	-150.2	-150.7	-148.9	-154.0	-153.4	-159.4	-151.8	-149.5	-155.0	-152.2	-149.6	-157.4
δ ¹³ C (CO ₂)	‰	NA	NA	NA	NA	NA	NA	NA	NA	NA	NA	NA	NA
Hydrogen Sulfide													
Hydrogen Sulfide	ppmw	NA	NA	NA	NA	NA	NA	NA	NA	NA	NA	NA	NA

Notes:

Bolded values detected in the sample.

ND - Not Detected

NA - Not Analyzed (insufficient volume)

* - Dissolved Gas sample

Table 4
Gas Data Summary
 Sulphur Dome
 Calcasieu Parish, Louisiana

Sample Location		MW-3											
Sample ID		MW-3-700											
Sample Date		7/24/24*	8/21/24*	9/24/24*	10/22/24*	11/20/24*	12/17/24*	1/28/25*	2/18/25*	3/19/25*	4/21/25*	5/14/25*	6/17/25*
Sampler		ERM	ERM	ERM	ERM	ERM	ERM	ERM	ERM	ERM	ERM	ERM	ERM
Component	Units	Monitoring Wells											
Carbon Monoxide	mol%	ND	ND	ND	ND	ND	ND	ND	ND	ND	ND	ND	ND
Helium	mol%	NA	NA	NA	NA	NA	NA	NA	NA	NA	NA	NA	NA
Hydrogen	mol%	ND	ND	ND	ND	ND	ND	ND	ND	ND	ND	ND	ND
Argon	mol%	1.17	1.20	1.20	1.24	1.24	1.21	1.20	1.19	1.26	1.16	1.01	1.21
Oxygen	mol%	11.96	8.01	5.05	3.38	4.83	3.67	5.06	3.78	3.51	6.19	13.48	6.97
Nitrogen	mol%	55.37	53.67	55.83	56.78	55.18	54.75	57.78	53.77	50.11	51.21	69.57	56.52
Carbon Dioxide	mol%	0.040	ND	ND	ND	ND	ND	ND	ND	ND	ND	ND	ND
Methane	mol%	31.41	37.07	37.86	38.54	38.71	40.32	35.91	41.21	45.07	41.40	15.92	35.27
Ethane	mol%	0.0421	0.0468	0.0481	0.0467	0.0472	0.0432	0.0385	0.0392	0.0411	0.0363	0.0151	0.0329
Ethylene	mol%	ND	ND	ND	ND	ND	0.0005	0.0004	0.0006	0.0007	0.0007	ND	0.0006
Propane	mol%	0.0035	0.0043	0.0044	0.0042	0.0041	0.0037	0.0032	0.0032	0.0031	0.0029	0.0012	0.0029
Propylene	mol%	ND	ND	ND	ND	ND	ND	ND	ND	ND	ND	ND	ND
Iso-butane	mol%	ND	ND	ND	ND	ND	ND	ND	ND	ND	ND	ND	ND
N-butane	mol%	ND	ND	ND	ND	ND	ND	ND	ND	ND	ND	ND	ND
Iso-pentane	mol%	ND	ND	ND	ND	ND	ND	ND	ND	ND	ND	ND	ND
N-pentane	mol%	ND	ND	ND	ND	ND	ND	ND	ND	ND	ND	ND	ND
Hexanes +	mol%	0.001	ND	0.0024	0.001	ND	ND	0.0013	ND	0.0006	ND	ND	ND
Stable Isotopes													
$\delta^{13}\text{C}$ (CH ₄)	‰	-65.55	-64.93	-64.45	-64.83	-63.98	-63.22	-62.39	-62.41	-62.31	-62.65	-62.73	-63.20
δD (CH ₄)	‰	-244.1	-250.7	-250.1	-256.0	-253.6	-266.2	-276.8	-278.8	-279.4	-271.5	269.4	-285.4
$\delta^{13}\text{C}$ (CO ₂)	‰	NA	NA	NA	NA	NA	NA	NA	NA	NA	NA	NA	NA
Hydrogen Sulfide													
Hydrogen Sulfide	ppmw	NA	NA	NA	NA	NA	NA	NA	NA	NA	NA	NA	NA

Notes:

Bolded values detected in the sample.

ND - Not Detected

NA - Not Analyzed (insufficient volume)

* - Dissolved Gas sample

Table 4
Gas Data Summary
 Sulphur Dome
 Calcasieu Parish, Louisiana

Sample Location Sample ID Sample Date Sampler	Units	SN 37320				Starks	Sulphur	BCKGRD ATM								
		Cavern 4				Brine	Production									
		8/10/24	8/10/24	8/10/24	8/10/24	9/25/24*	9/25/24*	9/26/24	10/24/24	10/24/24	11/18/24	12/16/24	1/30/25	2/19/25	3/19/25	4/24/25
		Lonquist	Lonquist	Lonquist	Lonquist	ERM	ERM	ERM	ERM	ERM	ERM	ERM	ERM	ERM	ERM	ERM
Component		Brine					Background									
Carbon Monoxide	mol%	ND	ND	ND	ND	ND	ND	ND	ND	ND	ND	ND	ND	ND	ND	ND
Helium	mol%	ND	ND	ND	ND	NA	NA	ND	ND	ND	ND	ND	ND	ND	ND	ND
Hydrogen	mol%	ND	ND	ND	ND	ND	ND	ND	ND	ND	ND	ND	ND	ND	ND	ND
Argon	mol%	0.0478	0.0494	0.0477	0.0477	0.979	0.903	0.941	0.932	0.932	0.930	0.942	0.931	0.937	0.936	0.941
Oxygen	mol%	0.025	0.067	0.020	0.025	19.17	11.40	21.22	20.93	20.93	20.88	21.24	20.91	21.15	21.10	21.21
Nitrogen	mol%	89.27	89.26	89.26	89.25	56.65	41.19	77.80	78.08	78.08	78.15	77.76	78.11	77.87	77.92	77.72
Carbon Dioxide	mol%	0.40	0.40	0.39	0.4	18.36	41.77	0.039	0.061	0.061	0.043	0.050	0.044	0.044	0.043	0.070
Methane	mol%	9.51	9.45	9.52	9.51	4.84	4.71	0.0004	0.0006	0.0006	0.0011	0.0041	0.0003	0.0021	0.0012	0.0585
Ethane	mol%	0.0782	0.0779	0.0783	0.0782	0.0026	0.0382	ND	ND	ND	ND	0.003	ND	ND	ND	0.0016
Ethylene	mol%	ND	ND	ND	ND	ND	ND	ND	ND	ND	ND	ND	ND	ND	ND	ND
Propane	mol%	0.133	0.133	0.133	0.133	ND	0.0021	ND	ND	ND	ND	ND	ND	ND	ND	0.0003
Propylene	mol%	ND	ND	ND	ND	ND	ND	ND	ND	ND	ND	ND	ND	ND	ND	ND
Iso-butane	mol%	0.0479	0.0485	0.0482	0.0482	ND	ND	ND	ND	ND	ND	ND	ND	ND	ND	0.0001
N-butane	mol%	0.167	0.169	0.168	0.168	ND	ND	ND	ND	ND	ND	ND	ND	ND	ND	0.0001
Iso-pentane	mol%	0.0733	0.0756	0.0744	0.0742	ND	ND	ND	ND	ND	ND	ND	ND	ND	ND	ND
N-pentane	mol%	0.0963	0.0995	0.0984	0.0979	ND	ND	ND	ND	ND	ND	ND	ND	ND	ND	ND
Hexanes +	mol%	0.156	0.171	0.169	0.166	ND	ND	ND	ND	ND	0.0002	0.0001	0.0002	ND	0.0004	0.0003
Stable Isotopes																
$\delta^{13}\text{C}$ (CH ₄)	‰	-34.05	-33.90	-34.05	-34.10	-62.10	-38.80	NA	NA	NA	NA	NA	NA	NA	NA	-35.60
δD (CH ₄)	‰	-140.2	-140.9	-143.0	-141.2	-190.0	-157.0	NA	NA	NA	NA	NA	NA	NA	NA	NA
$\delta^{13}\text{C}$ (CO ₂)	‰	NA	NA	NA	NA	NA	NA	NA	NA	NA	NA	NA	NA	NA	NA	NA
Hydrogen Sulfide																
Hydrogen Sulfide	ppmw	NA	NA	NA	NA	NA	NA	<0.1	<0.1	<0.1	<0.1	<0.1	<0.1	<0.1	<0.1	0.7

Notes:
Bolded values detected in the sample.
 ND - Not Detected
 NA - Not Analyzed (insufficient volume)
 * - Dissolved Gas sample



ATTACHMENT 1: LABORATORY REPORTS



Certificate of Analysis
 Number: 1030-25040996-001A

Houston Laboratories
 8820 Interchange Drive
 Houston, TX 77054
 Phone 713-660-0901

Scott Himes
 ERM
 840 W. Sam Houston Parkway North
 Houston, TX 77024-4613

Station Name: LDNR-21
 Login Date: 04/28/2025
 Method: GPA-2261M
 Instrument: HGC 16 A + 16B, Rear TCD #16B
 Analyzed: 04/29/2025 07:16:12 by DKK

Report Date: 05/08/2025
 Sampled By: DS
 Sample Of: Gas Spot
 Sample Date: 04/22/2025 14:50
 Sample Conditions:
 Received Date: 04/25/2025

Analytical Data

Components	Mol. %	Wt. %	GPM at 14.696 psia	
Nitrogen	6.935	11.079		GPM TOTAL C2+ 0.308
Methane	90.399	82.704		GPM TOTAL C3+ 0.079
Carbon Dioxide	1.571	3.943		GPM TOTAL iC5+ 0.027
Ethane	0.855	1.466	0.229	
Propane	0.108	0.272	0.030	
Iso-butane	0.060	0.199	0.020	
n-Butane	0.007	0.023	0.002	
Iso-pentane	0.026	0.107	0.010	
n-Pentane	NIL	NIL	NIL	
Hexanes Plus	0.039	0.207	0.017	
	100.000	100.000	0.308	

Calculated Physical Properties	Total	C6+
Relative Density Real Gas	0.6064	3.2176
Calculated Molecular Weight	17.54	93.19
Compressibility Factor	0.9981	
GPA 2172 Calculation:		
Calculated Gross BTU per ft³ @ 14.696 psia & 60°F		
Real Gas Dry BTU	938	5129
Water Sat. Gas Base BTU	922	5040

Andy Hartman, Laboratory Director

Quality Assurance: The above analyses are performed in accordance with ASTM, UOP, GPA guidelines for quality assurance, unless otherwise stated. The test results apply to the sample as received.



Certificate of Analysis
Number: 1030-25040996-001A

Houston Laboratories
8820 Interchange Drive
Houston, TX 77054
Phone 713-660-0901

Scott Himes
ERM
840 W. Sam Houston Parkway North
Houston, TX 77024-4613

Station Name: LDNR-21
Sample Conditions:
Received Date: 04/25/2025
Login Date: 04/28/2025

Report Date: 05/08/2025
Sampled By: DS
Sample Of: Gas Spot
Sample Date: 04/22/2025 14:50

Analytical Data

Test	Method	Result	Units	Detection Limit	Lab Tech.	Analysis Date
Hydrogen Sulfide	ASTM D-5504	0.3	ppmw		MG	05/05/2025

Comments:
AS-D-5504-H2S: Detection limit = 0.1 ppmw

Andy Hartman, Laboratory Director

Quality Assurance: The above analyses are performed in accordance with ASTM, UOP, GPA guidelines for quality assurance, unless otherwise stated. The test results apply to the sample as received.



Certificate of Analysis
 Number: 1030-25040996-002A

Houston Laboratories
 8820 Interchange Drive
 Houston, TX 77054
 Phone 713-660-0901

Scott Himes
 ERM
 840 W. Sam Houston Parkway North
 Houston, TX 77024-4613

Station Name: LDNR-22
 Login Date: 04/28/2025
 Method: GPA-2261M
 Instrument: HGC 16 A + 16B, Rear TCD #16B
 Analyzed: 05/08/2025 09:57:41 by PTW

Report Date: 05/08/2025
 Sampled By: DS
 Sample Of: Gas Spot
 Sample Date: 04/22/2025 15:10
 Sample Conditions:
 Received Date: 04/25/2025

Analytical Data

Components	Mol. %	Wt. %	GPM at 14.696 psia	
Nitrogen	32.224	44.500		GPM TOTAL C2+ 0.376
Methane	66.074	52.252		GPM TOTAL C3+ 0.111
Carbon Dioxide	0.364	0.790		GPM TOTAL iC5+ 0.035
Ethane	0.991	1.469	0.265	
Propane	0.161	0.350	0.044	
Iso-butane	0.055	0.158	0.018	
n-Butane	0.043	0.123	0.014	
Iso-pentane	0.026	0.092	0.009	
n-Pentane	0.019	0.068	0.007	
Hexanes Plus	0.043	0.198	0.019	
	100.000	100.000	0.376	

Calculated Physical Properties	Total	C6+
Relative Density Real Gas	0.7011	3.2176
Calculated Molecular Weight	20.29	93.19
Compressibility Factor	0.9987	

GPA 2172 Calculation:

Calculated Gross BTU per ft³ @ 14.696 psia & 60°F

Real Gas Dry BTU	697	5129
Water Sat. Gas Base BTU	685	5040

Comments: Reran Sample Confirmed GC Analysis

Andy Hartman, Laboratory Director

Quality Assurance: The above analyses are performed in accordance with ASTM, UOP, GPA guidelines for quality assurance, unless otherwise stated. The test results apply to the sample as received.



Certificate of Analysis
Number: 1030-25040996-002A

Houston Laboratories
8820 Interchange Drive
Houston, TX 77054
Phone 713-660-0901

Scott Himes
ERM
840 W. Sam Houston Parkway North
Houston, TX 77024-4613

Station Name: LDNR-22
Sample Conditions:
Received Date: 04/25/2025
Login Date: 04/28/2025

Report Date: 05/08/2025
Sampled By: DS
Sample Of: Gas Spot
Sample Date: 04/22/2025 15:10

Analytical Data

Test	Method	Result	Units	Detection Limit	Lab Tech.	Analysis Date
Hydrogen Sulfide	ASTM D-5504	<0.1	ppmw		MG	05/05/2025

Comments:
AS-D-5504-H2S: Detection limit = 0.1 ppmw

Andy Hartman, Laboratory Director

Quality Assurance: The above analyses are performed in accordance with ASTM, UOP, GPA guidelines for quality assurance, unless otherwise stated. The test results apply to the sample as received.



Certificate of Analysis
 Number: 1030-25040996-003A

Houston Laboratories
 8820 Interchange Drive
 Houston, TX 77054
 Phone 713-660-0901

Scott Himes
 ERM
 840 W. Sam Houston Parkway North
 Houston, TX 77024-4613

Station Name: LDNR-12
 Login Date: 04/28/2025
 Method: GPA-2261M
 Instrument: HGC 16 A + 16B, Rear TCD #16B
 Analyzed: 05/08/2025 10:30:03 by PTW

Report Date: 05/08/2025
 Sampled By: DS
 Sample Of: Gas Spot
 Sample Date: 04/22/2025 16:35
 Sample Conditions:
 Received Date: 04/25/2025

Analytical Data

Components	Mol. %	Wt. %	GPM at 14.696 psia	
Nitrogen	6.426	10.227		GPM TOTAL C2+ 0.936
Methane	89.365	81.445		GPM TOTAL C3+ 0.126
Carbon Dioxide	0.765	1.913		GPM TOTAL iC5+ 0.021
Ethane	3.032	5.179	0.810	
Propane	0.239	0.599	0.066	
Iso-butane	0.066	0.218	0.022	
n-Butane	0.055	0.182	0.017	
Iso-pentane	0.021	0.086	0.008	
n-Pentane	0.011	0.045	0.004	
Hexanes Plus	0.020	0.106	0.009	
	100.000	100.000	0.936	

Calculated Physical Properties	Total	C6+
Relative Density Real Gas	0.6088	3.2176
Calculated Molecular Weight	17.60	93.19
Compressibility Factor	0.9980	

GPA 2172 Calculation:

Calculated Gross BTU per ft³ @ 14.696 psia & 60°F

Real Gas Dry BTU	970	5129
Water Sat. Gas Base BTU	954	5040

Comments: Reran Sample Confirmed GC Analysis

Andy Hartman, Laboratory Director

Quality Assurance: The above analyses are performed in accordance with ASTM, UOP, GPA guidelines for quality assurance, unless otherwise stated. The test results apply to the sample as received.



Certificate of Analysis
Number: 1030-25040996-003A

Houston Laboratories
8820 Interchange Drive
Houston, TX 77054
Phone 713-660-0901

Scott Himes
ERM
840 W. Sam Houston Parkway North
Houston, TX 77024-4613

Station Name: LDNR-12
Sample Conditions:
Received Date: 04/25/2025
Login Date: 04/28/2025

Report Date: 05/08/2025
Sampled By: DS
Sample Of: Gas Spot
Sample Date: 04/22/2025 16:35

Analytical Data

Test	Method	Result	Units	Detection Limit	Lab Tech.	Analysis Date
Hydrogen Sulfide	ASTM D-5504	<0.1	ppmw		MG	05/05/2025

Comments:

AS-D-5504-H2S: Detection limit = 0.1 ppmw

Andy Hartman, Laboratory Director

Quality Assurance: The above analyses are performed in accordance with ASTM, UOP, GPA guidelines for quality assurance, unless otherwise stated. The test results apply to the sample as received.



Certificate of Analysis
 Number: 1030-25040996-004A

Houston Laboratories
 8820 Interchange Drive
 Houston, TX 77054
 Phone 713-660-0901

Scott Himes
 ERM
 840 W. Sam Houston Parkway North
 Houston, TX 77024-4613

Station Name: LDNR-05
 Login Date: 04/28/2025
 Method: GPA-2261M
 Instrument: HGC 16 A + 16B, Rear TCD #16B
 Analyzed: 05/08/2025 10:53:51 by PTW

Report Date: 05/08/2025
 Sampled By: DS
 Sample Of: Gas Spot
 Sample Date: 04/23/2025 08:40
 Sample Conditions:
 Received Date: 04/25/2025

Analytical Data

Components	Mol. %	Wt. %	GPM at 14.696 psia	
Nitrogen	5.429	8.817		GPM TOTAL C2+ 0.422
Methane	92.271	85.818		GPM TOTAL C3+ 0.156
Carbon Dioxide	0.797	2.034		GPM TOTAL iC5+ 0.033
Ethane	0.996	1.736	0.266	
Propane	0.270	0.690	0.074	
Iso-butane	0.081	0.273	0.026	
n-Butane	0.073	0.246	0.023	
Iso-pentane	0.030	0.125	0.011	
n-Pentane	0.021	0.088	0.008	
Hexanes Plus	0.032	0.173	0.014	
	100.000	100.000	0.422	

Calculated Physical Properties	Total	C6+
Relative Density Real Gas	0.5965	3.2176
Calculated Molecular Weight	17.25	93.19
Compressibility Factor	0.9980	
GPA 2172 Calculation:		
Calculated Gross BTU per ft³ @ 14.696 psia & 60°F		
Real Gas Dry BTU	967	5129
Water Sat. Gas Base BTU	950	5040

Andy Hartman, Laboratory Director

Quality Assurance: The above analyses are performed in accordance with ASTM, UOP, GPA guidelines for quality assurance, unless otherwise stated. The test results apply to the sample as received.



Certificate of Analysis
Number: 1030-25040996-004A

Houston Laboratories
8820 Interchange Drive
Houston, TX 77054
Phone 713-660-0901

Scott Himes
ERM
840 W. Sam Houston Parkway North
Houston, TX 77024-4613

Station Name: LDNR-05
Sample Conditions:
Received Date: 04/25/2025
Login Date: 04/28/2025
Report Date: 05/08/2025
Sampled By: DS
Sample Of: Gas Spot
Sample Date: 04/23/2025 08:40

Analytical Data

Test	Method	Result	Units	Detection Limit	Lab Tech.	Analysis Date
Hydrogen Sulfide	ASTM D-5504	<0.1	ppmw		MG	05/05/2025

Comments:
AS-D-5504-H2S: Detection limit = 0.1 ppmw

Andy Hartman, Laboratory Director

Quality Assurance: The above analyses are performed in accordance with ASTM, UOP, GPA guidelines for quality assurance, unless otherwise stated. The test results apply to the sample as received.



Certificate of Analysis
 Number: 1030-25040996-005A

Houston Laboratories
 8820 Interchange Drive
 Houston, TX 77054
 Phone 713-660-0901

Scott Himes
 ERM
 840 W. Sam Houston Parkway North
 Houston, TX 77024-4613

Station Name: LDNR-01
 Login Date: 04/28/2025
 Method: GPA-2261M
 Instrument: HGC 16 A + 16B, Rear TCD #16B
 Analyzed: 04/29/2025 08:57:26 by DKK

Report Date: 05/08/2025
 Sampled By: DS
 Sample Of: Gas Spot
 Sample Date: 04/23/2025 11:25
 Sample Conditions:
 Received Date: 04/25/2025

Analytical Data

Components	Mol. %	Wt. %	GPM at 14.696 psia	
Nitrogen	4.291	6.738		GPM TOTAL C2+ 0.660
Methane	90.863	81.707		GPM TOTAL C3+ 0.280
Carbon Dioxide	2.561	6.318		GPM TOTAL iC5+ 0.095
Ethane	1.421	2.395	0.380	
Propane	0.417	1.031	0.115	
Iso-butane	0.103	0.336	0.034	
n-Butane	0.113	0.368	0.036	
Iso-pentane	0.049	0.198	0.018	
n-Pentane	0.036	0.146	0.013	
Hexanes Plus	0.146	0.763	0.064	
	100.000	100.000	0.660	

Calculated Physical Properties	Total	C6+
Relative Density Real Gas	0.6170	3.2176
Calculated Molecular Weight	17.84	93.19
Compressibility Factor	0.9979	
GPA 2172 Calculation:		
Calculated Gross BTU per ft³ @ 14.696 psia & 60°F		
Real Gas Dry BTU	973	5129
Water Sat. Gas Base BTU	957	5040

Andy Hartman, Laboratory Director

Quality Assurance: The above analyses are performed in accordance with ASTM, UOP, GPA guidelines for quality assurance, unless otherwise stated. The test results apply to the sample as received.



Certificate of Analysis

Number: 1030-25040996-005A

Houston Laboratories

8820 Interchange Drive

Houston, TX 77054

Phone 713-660-0901

Scott Himes
ERM
840 W. Sam Houston Parkway North
Houston, TX 77024-4613

Station Name: LDNR-01
Sample Conditions:
Received Date: 04/25/2025
Login Date: 04/28/2025

Report Date: 05/08/2025
Sampled By: DS
Sample Of: Gas Spot
Sample Date: 04/23/2025 11:25

Analytical Data

Test	Method	Result	Units	Detection Limit	Lab Tech.	Analysis Date
Hydrogen Sulfide	ASTM D-5504	15.5	ppmw		MG	05/05/2025

Comments:

AS-D-5504-H2S: Detection limit = 0.1 ppmw

Andy Hartman, Laboratory Director

Quality Assurance:

The above analyses are performed in accordance with ASTM, UOP, GPA guidelines for quality assurance, unless otherwise stated. The test results apply to the sample as received.



Certificate of Analysis
 Number: 1030-25040996-006A

Houston Laboratories
 8820 Interchange Drive
 Houston, TX 77054
 Phone 713-660-0901

Scott Himes
 ERM
 840 W. Sam Houston Parkway North
 Houston, TX 77024-4613

Station Name: LDNR-09
 Login Date: 04/28/2025
 Method: GPA-2261M
 Instrument: HGC 16 A + 16B, Rear TCD #16B
 Analyzed: 04/29/2025 09:21:28 by SAR

Report Date: 05/08/2025
 Sampled By: DS
 Sample Of: Gas Spot
 Sample Date: 04/23/2025 12:10
 Sample Conditions:
 Received Date: 04/25/2025

Analytical Data

Components	Mol. %	Wt. %	GPM at 14.696 psia	
Nitrogen	4.215	6.796		GPM TOTAL C2+ 0.228
Methane	92.675	85.574		GPM TOTAL C3+ 0.073
Carbon Dioxide	2.308	5.846		GPM TOTAL iC5+ 0.027
Ethane	0.579	1.002	0.155	
Propane	0.097	0.246	0.027	
Iso-butane	0.043	0.144	0.014	
n-Butane	0.017	0.057	0.005	
Iso-pentane	0.012	0.050	0.004	
n-Pentane	0.004	0.017	0.001	
Hexanes Plus	0.050	0.268	0.022	
	100.000	100.000	0.228	

Calculated Physical Properties	Total	C6+
Relative Density Real Gas	0.6008	3.2176
Calculated Molecular Weight	17.37	93.19
Compressibility Factor	0.9980	
GPA 2172 Calculation:		
Calculated Gross BTU per ft³ @ 14.696 psia & 60°F		
Real Gas Dry BTU	956	5129
Water Sat. Gas Base BTU	939	5040

Andy Hartman, Laboratory Director

Quality Assurance: The above analyses are performed in accordance with ASTM, UOP, GPA guidelines for quality assurance, unless otherwise stated. The test results apply to the sample as received.



Certificate of Analysis
Number: 1030-25040996-006A

Houston Laboratories
8820 Interchange Drive
Houston, TX 77054
Phone 713-660-0901

Scott Himes
ERM
840 W. Sam Houston Parkway North
Houston, TX 77024-4613

Station Name: LDNR-09
Sample Conditions:
Received Date: 04/25/2025
Login Date: 04/28/2025

Report Date: 05/08/2025
Sampled By: DS
Sample Of: Gas Spot
Sample Date: 04/23/2025 12:10

Analytical Data

Test	Method	Result	Units	Detection Limit	Lab Tech.	Analysis Date
Hydrogen Sulfide	ASTM D-5504	<0.1	ppmw		MG	05/05/2025

Comments:
AS-D-5504-H2S: Detection limit = 0.1 ppmw

Andy Hartman, Laboratory Director

Quality Assurance: The above analyses are performed in accordance with ASTM, UOP, GPA guidelines for quality assurance, unless otherwise stated. The test results apply to the sample as received.



Certificate of Analysis
 Number: 1030-25040996-007A

Houston Laboratories
 8820 Interchange Drive
 Houston, TX 77054
 Phone 713-660-0901

Scott Himes
 ERM
 840 W. Sam Houston Parkway North
 Houston, TX 77024-4613

Station Name: LDNR-19
 Login Date: 04/28/2025
 Method: GPA-2261M
 Instrument: HGC 16 A + 16B, Rear TCD #16B
 Analyzed: 04/29/2025 09:45:05 by DKK

Report Date: 05/08/2025
 Sampled By: DS
 Sample Of: Gas Spot
 Sample Date: 04/23/2025 12:30
 Sample Conditions:
 Received Date: 04/25/2025

Analytical Data

Components	Mol. %	Wt. %	GPM at 14.696 psia		
Nitrogen	2.720	4.188		GPM TOTAL C2+	0.218
Methane	90.570	79.869		GPM TOTAL C3+	0.053
Carbon Dioxide	5.939	14.367		GPM TOTAL iC5+	0.026
Ethane	0.618	1.021	0.165		
Propane	0.052	0.126	0.014		
Iso-butane	0.040	0.128	0.013		
n-Butane	NIL	NIL	NIL		
Iso-pentane	0.010	0.040	0.004		
n-Pentane	NIL	NIL	NIL		
Hexanes Plus	0.051	0.261	0.022		
	100.000	100.000	0.218		

Calculated Physical Properties	Total	C6+
Relative Density Real Gas	0.6292	3.2176
Calculated Molecular Weight	18.19	93.19
Compressibility Factor	0.9979	
GPA 2172 Calculation:		
Calculated Gross BTU per ft³ @ 14.696 psia & 60°F		
Real Gas Dry BTU	933	5129
Water Sat. Gas Base BTU	917	5040

Andy Hartman, Laboratory Director

Quality Assurance: The above analyses are performed in accordance with ASTM, UOP, GPA guidelines for quality assurance, unless otherwise stated. The test results apply to the sample as received.



Certificate of Analysis
Number: 1030-25040996-007A

Houston Laboratories
8820 Interchange Drive
Houston, TX 77054
Phone 713-660-0901

Scott Himes
ERM
840 W. Sam Houston Parkway North
Houston, TX 77024-4613

Station Name: LDNR-19
Sample Conditions:
Received Date: 04/25/2025
Login Date: 04/28/2025

Report Date: 05/08/2025
Sampled By: DS
Sample Of: Gas Spot
Sample Date: 04/23/2025 12:30

Analytical Data

Test	Method	Result	Units	Detection Limit	Lab Tech.	Analysis Date
Hydrogen Sulfide	ASTM D-5504	8.3	ppmw		MG	05/05/2025

Comments:

AS-D-5504-H2S: Detection limit = 0.1 ppmw

Andy Hartman, Laboratory Director

Quality Assurance: The above analyses are performed in accordance with ASTM, UOP, GPA guidelines for quality assurance, unless otherwise stated. The test results apply to the sample as received.



Certificate of Analysis
 Number: 1030-25040996-008A

Houston Laboratories
 8820 Interchange Drive
 Houston, TX 77054
 Phone 713-660-0901

Scott Himes
 ERM
 840 W. Sam Houston Parkway North
 Houston, TX 77024-4613

Station Name: Gas- DUP-02
 Login Date: 04/28/2025
 Method: GPA-2261M
 Instrument: HGC 16 A + 16B, Rear TCD #16B
 Analyzed: 05/08/2025 11:19:25 by PTW

Report Date: 05/08/2025
 Sampled By: DS
 Sample Of: Gas Spot
 Sample Date: 04/24/2025
 Sample Conditions:
 Received Date: 04/25/2025

Analytical Data

Components	Mol. %	Wt. %	GPM at 14.696 psia	
Nitrogen	4.963	8.222		GPM TOTAL C2+ 0.306
Methane	93.781	88.965		GPM TOTAL C3+ 0.108
Carbon Dioxide	0.162	0.422		GPM TOTAL iC5+ 0.011
Ethane	0.740	1.316	0.198	
Propane	0.220	0.574	0.061	
Iso-butane	0.079	0.272	0.026	
n-Butane	0.031	0.107	0.010	
Iso-pentane	0.007	0.030	0.003	
n-Pentane	0.002	0.009	0.001	
Hexanes Plus	0.015	0.083	0.007	
	100.000	100.000	0.306	

Calculated Physical Properties	Total	C6+
Relative Density Real Gas	0.5848	3.2176
Calculated Molecular Weight	16.91	93.19
Compressibility Factor	0.9981	

GPA 2172 Calculation:

Calculated Gross BTU per ft³ @ 14.696 psia & 60°F

Real Gas Dry BTU	972	5129
Water Sat. Gas Base BTU	956	5040

Comments: Reran Sample Confirmed GC Analysis

Andy Hartman, Laboratory Director

Quality Assurance: The above analyses are performed in accordance with ASTM, UOP, GPA guidelines for quality assurance, unless otherwise stated. The test results apply to the sample as received.



Certificate of Analysis

Number: 1030-25040996-008A

Houston Laboratories

8820 Interchange Drive

Houston, TX 77054

Phone 713-660-0901

Scott Himes
ERM
840 W. Sam Houston Parkway North
Houston, TX 77024-4613

Station Name: Gas- DUP-02

Sample Conditions:

Received Date: 04/25/2025

Login Date: 04/28/2025

Report Date: 05/08/2025

Sampled By: DS

Sample Of: Gas Spot

Sample Date: 04/24/2025

Analytical Data

Test	Method	Result	Units	Detection Limit	Lab Tech.	Analysis Date
Hydrogen Sulfide	ASTM D-5504	<0.1	ppmw		MG	05/05/2025

Comments:

AS-D-5504-H2S: Detection limit = 0.1 ppmw

Andy Hartman, Laboratory Director

Quality Assurance:

The above analyses are performed in accordance with ASTM, UOP, GPA guidelines for quality assurance, unless otherwise stated. The test results apply to the sample as received.



Certificate of Analysis
 Number: 1030-25040996-009A

Houston Laboratories
 8820 Interchange Drive
 Houston, TX 77054
 Phone 713-660-0901

Scott Himes
 ERM
 840 W. Sam Houston Parkway North
 Houston, TX 77024-4613

Station Name: PPG-07A-BS
 Login Date: 04/28/2025
 Method: GPA-2261M
 Instrument: HGC 16 A + 16B, Rear TCD #16B
 Analyzed: 04/29/2025 10:35:28 by SAR

Report Date: 05/08/2025
 Sampled By: DS
 Sample Of: Gas Spot
 Sample Date: 04/24/2025 10:00
 Sample Conditions:
 Received Date: 04/25/2025

Analytical Data

Components	Mol. %	Wt. %	GPM at 14.696 psia	
Nitrogen	8.440	13.651		GPM TOTAL C2+ 0.291
Methane	90.335	83.670		GPM TOTAL C3+ 0.101
Carbon Dioxide	0.177	0.450		GPM TOTAL iC5+ 0.009
Ethane	0.711	1.234	0.190	
Propane	0.212	0.540	0.058	
Iso-butane	0.075	0.252	0.025	
n-Butane	0.027	0.091	0.009	
Iso-pentane	0.008	0.033	0.003	
n-Pentane	0.001	0.004	NIL	
Hexanes Plus	0.014	0.075	0.006	
	100.000	100.000	0.291	

Calculated Physical Properties	Total	C6+
Relative Density Real Gas	0.5989	3.2176
Calculated Molecular Weight	17.32	93.19
Compressibility Factor	0.9982	
GPA 2172 Calculation:		
Calculated Gross BTU per ft³ @ 14.696 psia & 60°F		
Real Gas Dry BTU	936	5129
Water Sat. Gas Base BTU	920	5040

Andy Hartman, Laboratory Director

Quality Assurance: The above analyses are performed in accordance with ASTM, UOP, GPA guidelines for quality assurance, unless otherwise stated. The test results apply to the sample as received.



Certificate of Analysis

Number: 1030-25040996-009A

Houston Laboratories

8820 Interchange Drive

Houston, TX 77054

Phone 713-660-0901

Scott Himes
ERM
840 W. Sam Houston Parkway North
Houston, TX 77024-4613

Station Name: PPG-07A-BS
Sample Conditions:
Received Date: 04/25/2025
Login Date: 04/28/2025

Report Date: 05/08/2025
Sampled By: DS
Sample Of: Gas Spot
Sample Date: 04/24/2025 10:00

Analytical Data

Test	Method	Result	Units	Detection Limit	Lab Tech.	Analysis Date
Hydrogen Sulfide	ASTM D-5504	<0.1	ppmw		MG	05/06/2025

Comments:

AS-D-5504-H2S: Detection limit = 0.1 ppmw

Andy Hartman, Laboratory Director

Quality Assurance: The above analyses are performed in accordance with ASTM, UOP, GPA guidelines for quality assurance, unless otherwise stated. The test results apply to the sample as received.



Certificate of Analysis
 Number: 1030-25040996-010A

Houston Laboratories
 8820 Interchange Drive
 Houston, TX 77054
 Phone 713-660-0901

Scott Himes
 ERM
 840 W. Sam Houston Parkway North
 Houston, TX 77024-4613

Station Name: LDNR-10
 Login Date: 04/28/2025
 Method: GPA-2261M
 Instrument: HGC 16 A + 16B, Rear TCD #16B
 Analyzed: 04/29/2025 10:58:24 by DKK

Report Date: 05/08/2025
 Sampled By: DS
 Sample Of: Gas Spot
 Sample Date: 04/24/2025 09:25
 Sample Conditions:
 Received Date: 04/25/2025

Analytical Data

Components	Mol. %	Wt. %	GPM at 14.696 psia		
Nitrogen	32.189	42.486		GPM TOTAL C2+	0.085
Methane	62.903	47.547		GPM TOTAL C3+	0.000
Carbon Dioxide	4.588	9.514		GPM TOTAL iC5+	0.000
Ethane	0.320	0.453	0.085		
Propane	NIL	NIL	NIL		
Iso-butane	NIL	NIL	NIL		
n-Butane	NIL	NIL	NIL		
Iso-pentane	NIL	NIL	NIL		
n-Pentane	NIL	NIL	NIL		
Hexanes Plus	NIL	NIL	NIL		
	100.000	100.000	0.085		

Calculated Physical Properties

Relative Density Real Gas	0.7335
Calculated Molecular Weight	21.22
Compressibility Factor	0.9986

GPA 2172 Calculation:

Calculated Gross BTU per ft³ @ 14.696 psia & 60°F

Real Gas Dry BTU	642
Water Sat. Gas Base BTU	631

Comments: Reran Sample Confirmed GC Analysis

Andy Hartman, Laboratory Director

Quality Assurance: The above analyses are performed in accordance with ASTM, UOP, GPA guidelines for quality assurance, unless otherwise stated. The test results apply to the sample as received.



Certificate of Analysis

Number: 1030-25040996-010A

Houston Laboratories
8820 Interchange Drive
Houston, TX 77054
Phone 713-660-0901

Scott Himes
ERM
840 W. Sam Houston Parkway North
Houston, TX 77024-4613

Station Name: LDNR-10
Sample Conditions:
Received Date: 04/25/2025
Login Date: 04/28/2025

Report Date: 05/08/2025
Sampled By: DS
Sample Of: Gas Spot
Sample Date: 04/24/2025 09:25

Analytical Data

Test	Method	Result	Units	Detection Limit	Lab Tech.	Analysis Date
Hydrogen Sulfide	ASTM D-5504	284.6	ppmw		MG	05/07/2025

Comments:

AS-D-5504-H2S: Detection limit = 0.1 ppmw
• Results calculated using molecular weight 21.22 g/mol.

Andy Hartman, Laboratory Director

Quality Assurance: The above analyses are performed in accordance with ASTM, UOP, GPA guidelines for quality assurance, unless otherwise stated. The test results apply to the sample as received.



Certificate of Analysis
 Number: 1030-25040996-011A

Houston Laboratories
 8820 Interchange Drive
 Houston, TX 77054
 Phone 713-660-0901

Scott Himes
 ERM
 840 W. Sam Houston Parkway North
 Houston, TX 77024-4613

Station Name: LDNR-27
 Login Date: 04/28/2025
 Method: GPA-2261M
 Instrument: HGC 16 A + 16B, Rear TCD #16B
 Analyzed: 04/29/2025 12:08:53 by DKK

Report Date: 05/08/2025
 Sampled By: DS
 Sample Of: Gas Spot
 Sample Date: 04/24/2025 09:20
 Sample Conditions:
 Received Date: 04/25/2025

Analytical Data

Components	Mol. %	Wt. %	GPM at 14.696 psia	
Nitrogen	99.916	99.868		GPM TOTAL C2+ 0.000
Methane	NIL	NIL		GPM TOTAL C3+ 0.000
Carbon Dioxide	0.084	0.132		GPM TOTAL iC5+ 0.000
Ethane	NIL	NIL	NIL	
Propane	NIL	NIL	NIL	
Iso-butane	NIL	NIL	NIL	
n-Butane	NIL	NIL	NIL	
Iso-pentane	NIL	NIL	NIL	
n-Pentane	NIL	NIL	NIL	
Hexanes Plus	NIL	NIL	NIL	
	100.000	100.000	0.000	

Calculated Physical Properties **Total**
 Relative Density Real Gas 0.9676
 Calculated Molecular Weight 28.03
 Compressibility Factor 0.9997
GPA 2172 Calculation:
Calculated Gross BTU per ft³ @ 14.696 psia & 60°F
 Real Gas Dry BTU NIL
 Water Sat. Gas Base BTU NIL

Andy Hartman, Laboratory Director

Quality Assurance: The above analyses are performed in accordance with ASTM, UOP, GPA guidelines for quality assurance, unless otherwise stated. The test results apply to the sample as received.



Certificate of Analysis

Number: 1030-25040996-011A

Houston Laboratories
8820 Interchange Drive
Houston, TX 77054
Phone 713-660-0901

Scott Himes
ERM
840 W. Sam Houston Parkway North
Houston, TX 77024-4613

Station Name: LDNR-27
Sample Conditions:
Received Date: 04/25/2025
Login Date: 04/28/2025

Report Date: 05/08/2025
Sampled By: DS
Sample Of: Gas Spot
Sample Date: 04/24/2025 09:20

Analytical Data

Test	Method	Result	Units	Detection Limit	Lab Tech.	Analysis Date
Hydrogen Sulfide	ASTM D-5504	<0.1	ppmw		MG	05/05/2025

Comments:

AS-D-5504-H2S: Detection limit = 0.1 ppmw

Andy Hartman, Laboratory Director

Quality Assurance:

The above analyses are performed in accordance with ASTM, UOP, GPA guidelines for quality assurance, unless otherwise stated. The test results apply to the sample as received.

Analysis Request Chain of Custody Record

SPL logo

SPL Work Order No.: 077706 Acct. Mate Code: Dept. Code

Page 21 Pages 31

Report To: Scott Himes (Company Name): ERM Address: 840 W. Sam Houston Pkwy., Ste. 6

Project/Station Name:

Special Instructions:

City/State/Zip: Houston Tx 77024

Contact/Email: Scott.himes@erm.com

Phone: 281-600-1000 Fax:

Indicate Billing Type: (Place "X", where appropriate) Net 30 day Acct. Check # Credit Card

Requested TAT* 10 Business Day

Invoice To: Scott Himes (Company Name): ERM Address: 840 W. Sam Houston Pkwy., Ste. 6

City/State/Zip: Houston Tx 77024

Contact/Email: Scott.himes@erm.com

Phone: 281-600-1000 Fax:

Client PO# or Ref. No.:

Contract/Proposal #: (i.e. SPLQ###)

Requested Analysis (Place an "X" next to Sample ID below)

* Terms: Cylinders will be rented for \$10/cyl. All cylinders checked out are to be returned within 21 days, whether they contain sample or not. Cylinders not returned after 30 days will be considered lost and will be billed at current replacement cost.

* Surcharges May Apply (See quote for details)

APR 25 2025
09:02

Sample ID (used to log/track sample)	Sample Date	Sample Time	Sample Type (Gas/Liq./Solid)	Duplicate	Composite	Spot	Cylinder Tracking Info			Comments
							Cylinder #	Date Out	Date In	
LDNR-21	4/22/25	1450	Gas			X				
LDNR-22		1510				X				
LDNR-12	4/22/25	1635	Gas			X				
LDNR-05	4/23/25	0840	Gas			X				
LDNR-01		1125				X				
LDNR-09		1210				X				
LDNR-19	4/23/25	1230	Gas			X				
Gas-Dup-02	4/29/25	9999		X		X				
PPG-7A-B5	4/24/25	1000				X				
LDNR-10	4/24/25	0925				X				
LDNR-27	4/24/25	0920				X				

Impled By-Print Name: David Sanguinetti

Signature: [Signature]

Received By-Company:

Received By-Print Name: [Signature]

Signature: [Signature]

Date: 4/25/25 Time: 900

Note - As a convenience to our clients, this form is available in an electronic format. Please contact one of our offices above for the form to be e-mailed to you.



Certificate of Analysis
 Number: 1030-25040997-001A

Houston Laboratories
 8820 Interchange Drive
 Houston, TX 77054
 Phone 713-660-0901

Scott Himes
 ERM
 840 W. Sam Houston Parkway North
 Houston, TX 77024-4613

Station Name: Gas- DUP-01
 Login Date: 04/28/2025
 Method: GPA-2261M
 Instrument: HGC 16 A + 16B, Rear TCD #16B
 Analyzed: 04/29/2025 18:45:53 by EKK

Report Date: 05/08/2025
 Sampled By: DS
 Sample Of: Gas Spot
 Sample Date: 04/21/2025
 Sample Conditions:
 Received Date: 04/25/2025

Analytical Data

Components	Mol. %	Wt. %	GPM at 14.696 psia	
Nitrogen	4.366	7.052		GPM TOTAL C2+ 0.493
Methane	92.454	85.524		GPM TOTAL C3+ 0.161
Carbon Dioxide	1.422	3.609		GPM TOTAL iC5+ 0.041
Ethane	1.243	2.155	0.332	
Propane	0.256	0.651	0.070	
Iso-butane	0.080	0.268	0.026	
n-Butane	0.075	0.251	0.024	
Iso-pentane	0.033	0.137	0.012	
n-Pentane	0.024	0.100	0.009	
Hexanes Plus	0.047	0.253	0.020	
	100.000	100.000	0.493	

Calculated Physical Properties	Total	C6+
Relative Density Real Gas	0.5998	3.2176
Calculated Molecular Weight	17.34	93.19
Compressibility Factor	0.9980	

GPA 2172 Calculation:

Calculated Gross BTU per ft³ @ 14.696 psia & 60°F

Real Gas Dry BTU	974	5129
Water Sat. Gas Base BTU	957	5040

Comments: Reran Sample Confirmed GC Analysis

Andy Hartman, Laboratory Director

Quality Assurance: The above analyses are performed in accordance with ASTM, UOP, GPA guidelines for quality assurance, unless otherwise stated. The test results apply to the sample as received.



Certificate of Analysis

Number: 1030-25040997-001A

Houston Laboratories

8820 Interchange Drive

Houston, TX 77054

Phone 713-660-0901

Scott Himes
ERM
840 W. Sam Houston Parkway North
Houston, TX 77024-4613

Station Name: Gas- DUP-01
Sample Conditions:
Received Date: 04/25/2025
Login Date: 04/28/2025

Report Date: 05/08/2025
Sampled By: DS
Sample Of: Gas Spot
Sample Date: 04/21/2025

Analytical Data

Test	Method	Result	Units	Detection Limit	Lab Tech.	Analysis Date
Hydrogen Sulfide	ASTM D-5504	12.7	ppmw		MG	04/30/2025

Comments:

AS-D-5504-H2S: Detection limit = 0.1 ppmw

Andy Hartman, Laboratory Director

Quality Assurance:

The above analyses are performed in accordance with ASTM, UOP, GPA guidelines for quality assurance, unless otherwise stated. The test results apply to the sample as received.



Certificate of Analysis
 Number: 1030-25040997-002A

Houston Laboratories
 8820 Interchange Drive
 Houston, TX 77054
 Phone 713-660-0901

Scott Himes
 ERM
 840 W. Sam Houston Parkway North
 Houston, TX 77024-4613

Station Name: LDNR-26
 Login Date: 04/28/2025
 Method: GPA-2261M
 Instrument: HGC 16 A + 16B, Rear TCD #16B
 Analyzed: 04/29/2025 12:31:35 by SAR

Report Date: 05/08/2025
 Sampled By: DS
 Sample Of: Gas Spot
 Sample Date: 04/21/2025 11:50
 Sample Conditions:
 Received Date: 04/25/2025

Analytical Data

Components	Mol. %	Wt. %	GPM at 14.696 psia		
Nitrogen	8.559	13.649		GPM TOTAL C2+	0.261
Methane	89.349	81.597		GPM TOTAL C3+	0.056
Carbon Dioxide	1.148	2.876		GPM TOTAL iC5+	0.010
Ethane	0.766	1.311	0.205		
Propane	0.066	0.166	0.018		
Iso-butane	0.083	0.275	0.027		
n-Butane	0.003	0.010	0.001		
Iso-pentane	0.018	0.074	0.007		
n-Pentane	NIL	NIL	NIL		
Hexanes Plus	0.008	0.042	0.003		
	100.000	100.000	0.261		

Calculated Physical Properties	Total	C6+
Relative Density Real Gas	0.6074	3.2176
Calculated Molecular Weight	17.57	93.19
Compressibility Factor	0.9981	
GPA 2172 Calculation:		
Calculated Gross BTU per ft³ @ 14.696 psia & 60°F		
Real Gas Dry BTU	923	5129
Water Sat. Gas Base BTU	907	5040

Andy Hartman, Laboratory Director

Quality Assurance: The above analyses are performed in accordance with ASTM, UOP, GPA guidelines for quality assurance, unless otherwise stated. The test results apply to the sample as received.



Certificate of Analysis
Number: 1030-25040997-002A

Houston Laboratories
8820 Interchange Drive
Houston, TX 77054
Phone 713-660-0901

Scott Himes
ERM
840 W. Sam Houston Parkway North
Houston, TX 77024-4613

Station Name: LDNR-26
Sample Conditions:
Received Date: 04/25/2025
Login Date: 04/28/2025

Report Date: 05/08/2025
Sampled By: DS
Sample Of: Gas Spot
Sample Date: 04/21/2025 11:50

Analytical Data

Test	Method	Result	Units	Detection Limit	Lab Tech.	Analysis Date
Hydrogen Sulfide	ASTM D-5504	<0.1	ppmw		MG	04/30/2025

Comments:

AS-D-5504-H2S: Detection limit = 0.1 ppmw

Andy Hartman, Laboratory Director

Quality Assurance: The above analyses are performed in accordance with ASTM, UOP, GPA guidelines for quality assurance, unless otherwise stated. The test results apply to the sample as received.



Certificate of Analysis
 Number: 1030-25040997-003A

Houston Laboratories
 8820 Interchange Drive
 Houston, TX 77054
 Phone 713-660-0901

Scott Himes
 ERM
 840 W. Sam Houston Parkway North
 Houston, TX 77024-4613

Station Name: LDNR-04
 Login Date: 04/28/2025
 Method: GPA-2261M
 Instrument: HGC 16 A + 16B, Rear TCD #16B
 Analyzed: 04/29/2025 13:47:03 by SAR

Report Date: 05/08/2025
 Sampled By: DS
 Sample Of: Gas Spot
 Sample Date: 04/21/2025 14:35
 Sample Conditions:
 Received Date: 04/25/2025

Analytical Data

Components	Mol. %	Wt. %	GPM at 14.696 psia	
Nitrogen	4.315	6.975		GPM TOTAL C2+ 0.490
Methane	92.521	85.642		GPM TOTAL C3+ 0.160
Carbon Dioxide	1.420	3.606		GPM TOTAL iC5+ 0.040
Ethane	1.235	2.143	0.330	
Propane	0.256	0.651	0.070	
Iso-butane	0.079	0.265	0.026	
n-Butane	0.075	0.252	0.024	
Iso-pentane	0.033	0.137	0.012	
n-Pentane	0.021	0.087	0.008	
Hexanes Plus	0.045	0.242	0.020	
	100.000	100.000	0.490	

Calculated Physical Properties	Total	C6+
Relative Density Real Gas	0.5994	3.2176
Calculated Molecular Weight	17.33	93.19
Compressibility Factor	0.9980	
GPA 2172 Calculation:		
Calculated Gross BTU per ft³ @ 14.696 psia & 60°F		
Real Gas Dry BTU	974	5129
Water Sat. Gas Base BTU	958	5040

Andy Hartman, Laboratory Director

Quality Assurance: The above analyses are performed in accordance with ASTM, UOP, GPA guidelines for quality assurance, unless otherwise stated. The test results apply to the sample as received.



Certificate of Analysis

Number: 1030-25040997-003A

Houston Laboratories
8820 Interchange Drive
Houston, TX 77054
Phone 713-660-0901

Scott Himes
ERM
840 W. Sam Houston Parkway North
Houston, TX 77024-4613

Station Name: LDNR-04
Sample Conditions:
Received Date: 04/25/2025
Login Date: 04/28/2025

Report Date: 05/08/2025
Sampled By: DS
Sample Of: Gas Spot
Sample Date: 04/21/2025 14:35

Analytical Data

Test	Method	Result	Units	Detection Limit	Lab Tech.	Analysis Date
Hydrogen Sulfide	ASTM D-5504	5.8	ppmw		MG	05/01/2025

Comments:

AS-D-5504-H2S: Detection limit = 0.1 ppmw

Andy Hartman, Laboratory Director

Quality Assurance: The above analyses are performed in accordance with ASTM, UOP, GPA guidelines for quality assurance, unless otherwise stated. The test results apply to the sample as received.



Certificate of Analysis

Number: 1030-25040997-004A

Houston Laboratories

8820 Interchange Drive

Houston, TX 77054

Phone 713-660-0901

Scott Himes
ERM
840 W. Sam Houston Parkway North
Houston, TX 77024-4613

Station Name: LDNR-24
Login Date: 04/28/2025
Method: GPA-2261M
Instrument: HGC 16 A + 16B, Rear TCD #16B
Analyzed: 04/29/2025 14:12:47 by SAR

Report Date: 05/08/2025
Sampled By: DS
Sample Of: Gas Spot
Sample Date: 04/21/2025 15:20
Sample Conditions:
Received Date: 04/25/2025

Analytical Data

Components	Mol. %	Wt. %	GPM at 14.696 psia	
Nitrogen	2.825	4.548		GPM TOTAL C2+ 0.400
Methane	93.359	86.074		GPM TOTAL C3+ 0.169
Carbon Dioxide	2.425	6.134		GPM TOTAL iC5+ 0.053
Ethane	0.866	1.497	0.231	
Propane	0.244	0.618	0.067	
Iso-butane	0.078	0.261	0.026	
n-Butane	0.073	0.244	0.023	
Iso-pentane	0.033	0.137	0.012	
n-Pentane	0.027	0.112	0.010	
Hexanes Plus	0.070	0.375	0.031	
	100.000	100.000	0.400	

Calculated Physical Properties	Total	C6+
Relative Density Real Gas	0.6018	3.2176
Calculated Molecular Weight	17.40	93.19
Compressibility Factor	0.9979	

GPA 2172 Calculation:

Calculated Gross BTU per ft³ @ 14.696 psia & 60°F

Real Gas Dry BTU	977	5129
Water Sat. Gas Base BTU	961	5040

Andy Hartman, Laboratory Director

Quality Assurance: The above analyses are performed in accordance with ASTM, UOP, GPA guidelines for quality assurance, unless otherwise stated. The test results apply to the sample as received.



Certificate of Analysis
Number: 1030-25040997-004A

Houston Laboratories
8820 Interchange Drive
Houston, TX 77054
Phone 713-660-0901

Scott Himes
ERM
840 W. Sam Houston Parkway North
Houston, TX 77024-4613

Station Name: LDNR-24
Sample Conditions:
Received Date: 04/25/2025
Login Date: 04/28/2025

Report Date: 05/08/2025
Sampled By: DS
Sample Of: Gas Spot
Sample Date: 04/21/2025 15:20

Analytical Data

Test	Method	Result	Units	Detection Limit	Lab Tech.	Analysis Date
Hydrogen Sulfide	ASTM D-5504	2.2	ppmw		MG	05/01/2025

Comments:

AS-D-5504-H2S: Detection limit = 0.1 ppmw

Andy Hartman, Laboratory Director

Quality Assurance: The above analyses are performed in accordance with ASTM, UOP, GPA guidelines for quality assurance, unless otherwise stated. The test results apply to the sample as received.



Certificate of Analysis
 Number: 1030-25040997-005A

Houston Laboratories
 8820 Interchange Drive
 Houston, TX 77054
 Phone 713-660-0901

Scott Himes
 ERM
 840 W. Sam Houston Parkway North
 Houston, TX 77024-4613

Station Name: LDNR-08
 Login Date: 04/28/2025
 Method: GPA-2261M
 Instrument: HGC 16 A + 16B, Rear TCD #16B
 Analyzed: 04/29/2025 14:35:55 by SAR

Report Date: 05/08/2025
 Sampled By: DS
 Sample Of: Gas Spot
 Sample Date: 04/22/2025 08:45
 Sample Conditions:
 Received Date: 04/25/2025

Analytical Data

Components	Mol. %	Wt. %	GPM at 14.696 psia	
Nitrogen	10.089	15.749		GPM TOTAL C2+ 0.906
Methane	86.100	76.968		GPM TOTAL C3+ 0.125
Carbon Dioxide	0.475	1.165		GPM TOTAL iC5+ 0.022
Ethane	2.924	4.899	0.781	
Propane	0.234	0.575	0.064	
Iso-butane	0.065	0.211	0.021	
n-Butane	0.057	0.185	0.018	
Iso-pentane	0.023	0.092	0.008	
n-Pentane	0.013	0.052	0.005	
Hexanes Plus	0.020	0.104	0.009	
	100.000	100.000	0.906	

Calculated Physical Properties	Total	C6+
Relative Density Real Gas	0.6206	3.2176
Calculated Molecular Weight	17.95	93.19
Compressibility Factor	0.9981	
GPA 2172 Calculation:		
Calculated Gross BTU per ft³ @ 14.696 psia & 60°F		
Real Gas Dry BTU	935	5129
Water Sat. Gas Base BTU	919	5040

Andy Hartman, Laboratory Director

Quality Assurance: The above analyses are performed in accordance with ASTM, UOP, GPA guidelines for quality assurance, unless otherwise stated. The test results apply to the sample as received.



Certificate of Analysis

Number: 1030-25040997-005A

Houston Laboratories

8820 Interchange Drive

Houston, TX 77054

Phone 713-660-0901

Scott Himes
ERM
840 W. Sam Houston Parkway North
Houston, TX 77024-4613

Station Name: LDNR-08
Sample Conditions:
Received Date: 04/25/2025
Login Date: 04/28/2025

Report Date: 05/08/2025
Sampled By: DS
Sample Of: Gas Spot
Sample Date: 04/22/2025 08:45

Analytical Data

Test	Method	Result	Units	Detection Limit	Lab Tech.	Analysis Date
Hydrogen Sulfide	ASTM D-5504	<0.1	ppmw		MG	05/01/2025

Comments:

AS-D-5504-H2S: Detection limit = 0.1 ppmw

Andy Hartman, Laboratory Director

Quality Assurance:

The above analyses are performed in accordance with ASTM, UOP, GPA guidelines for quality assurance, unless otherwise stated. The test results apply to the sample as received.



Certificate of Analysis
 Number: 1030-25040997-006A

Houston Laboratories
 8820 Interchange Drive
 Houston, TX 77054
 Phone 713-660-0901

Scott Himes
 ERM
 840 W. Sam Houston Parkway North
 Houston, TX 77024-4613

Station Name: LDNR-07
 Login Date: 04/28/2025
 Method: GPA-2261M
 Instrument: HGC 16 A + 16B, Rear TCD #16B
 Analyzed: 04/29/2025 15:08:32 by EKK

Report Date: 05/08/2025
 Sampled By: DS
 Sample Of: Gas Spot
 Sample Date: 04/22/2025 09:10
 Sample Conditions:
 Received Date: 04/25/2025

Analytical Data

Components	Mol. %	Wt. %	GPM at 14.696 psia		
Nitrogen	65.702	75.775		GPM TOTAL C2+	0.504
Methane	32.242	21.295		GPM TOTAL C3+	0.084
Carbon Dioxide	0.207	0.375		GPM TOTAL iC5+	0.015
Ethane	1.574	1.949	0.420		
Propane	0.152	0.276	0.042		
Iso-butane	0.046	0.110	0.015		
n-Butane	0.039	0.093	0.012		
Iso-pentane	0.015	0.045	0.005		
n-Pentane	0.008	0.024	0.003		
Hexanes Plus	0.015	0.058	0.007		
	100.000	100.000	0.504		

Calculated Physical Properties	Total	C6+
Relative Density Real Gas	0.8389	3.2176
Calculated Molecular Weight	24.29	93.19
Compressibility Factor	0.9992	

GPA 2172 Calculation:

Calculated Gross BTU per ft³ @ 14.696 psia & 60°F

Real Gas Dry BTU	362	5129
Water Sat. Gas Base BTU	356	5040

Comments: Reran Sample Confirmed GC Analysis

Andy Hartman, Laboratory Director

Quality Assurance: The above analyses are performed in accordance with ASTM, UOP, GPA guidelines for quality assurance, unless otherwise stated. The test results apply to the sample as received.



Certificate of Analysis
Number: 1030-25040997-006A

Houston Laboratories
8820 Interchange Drive
Houston, TX 77054
Phone 713-660-0901

Scott Himes
ERM
840 W. Sam Houston Parkway North
Houston, TX 77024-4613

Station Name: LDNR-07
Sample Conditions:
Received Date: 04/25/2025
Login Date: 04/28/2025

Report Date: 05/08/2025
Sampled By: DS
Sample Of: Gas Spot
Sample Date: 04/22/2025 09:10

Analytical Data

Test	Method	Result	Units	Detection Limit	Lab Tech.	Analysis Date
Hydrogen Sulfide	ASTM D-5504	<0.1	ppmw		MG	05/01/2025

Comments:
AS-D-5504-H2S: Detection limit = 0.1 ppmw

Andy Hartman, Laboratory Director

Quality Assurance: The above analyses are performed in accordance with ASTM, UOP, GPA guidelines for quality assurance, unless otherwise stated. The test results apply to the sample as received.



Certificate of Analysis
 Number: 1030-25040997-007A

Houston Laboratories
 8820 Interchange Drive
 Houston, TX 77054
 Phone 713-660-0901

Scott Himes
 ERM
 840 W. Sam Houston Parkway North
 Houston, TX 77024-4613

Station Name: LDNR-23
 Login Date: 04/28/2025
 Method: GPA-2261M
 Instrument: HGC 16 A + 16B, Rear TCD #16B
 Analyzed: 04/29/2025 16:02:01 by EKK

Report Date: 05/08/2025
 Sampled By: DS
 Sample Of: Gas Spot
 Sample Date: 04/22/2025 09:30
 Sample Conditions:
 Received Date: 04/25/2025

Analytical Data

Components	Mol. %	Wt. %	GPM at 14.696 psia	
Nitrogen	7.168	11.492		GPM TOTAL C2+ 0.479
Methane	90.435	83.030		GPM TOTAL C3+ 0.163
Carbon Dioxide	0.703	1.771		GPM TOTAL iC5+ 0.048
Ethane	1.182	2.034	0.316	
Propane	0.236	0.596	0.065	
Iso-butane	0.082	0.273	0.027	
n-Butane	0.073	0.243	0.023	
Iso-pentane	0.040	0.165	0.015	
n-Pentane	0.030	0.124	0.011	
Hexanes Plus	0.051	0.272	0.022	
	100.000	100.000	0.479	

Calculated Physical Properties	Total	C6+
Relative Density Real Gas	0.6042	3.2176
Calculated Molecular Weight	17.47	93.19
Compressibility Factor	0.9981	
GPA 2172 Calculation:		
Calculated Gross BTU per ft³ @ 14.696 psia & 60°F		
Real Gas Dry BTU	953	5129
Water Sat. Gas Base BTU	936	5040

Andy Hartman, Laboratory Director

Quality Assurance: The above analyses are performed in accordance with ASTM, UOP, GPA guidelines for quality assurance, unless otherwise stated. The test results apply to the sample as received.



Certificate of Analysis
Number: 1030-25040997-007A

Houston Laboratories
8820 Interchange Drive
Houston, TX 77054
Phone 713-660-0901

Scott Himes
ERM
840 W. Sam Houston Parkway North
Houston, TX 77024-4613

Station Name: LDNR-23
Sample Conditions:
Received Date: 04/25/2025
Login Date: 04/28/2025

Report Date: 05/08/2025
Sampled By: DS
Sample Of: Gas Spot
Sample Date: 04/22/2025 09:30

Analytical Data

Test	Method	Result	Units	Detection Limit	Lab Tech.	Analysis Date
Hydrogen Sulfide	ASTM D-5504	<0.1	ppmw		MG	05/01/2025

Comments:

AS-D-5504-H2S: Detection limit = 0.1 ppmw

Andy Hartman, Laboratory Director

Quality Assurance: The above analyses are performed in accordance with ASTM, UOP, GPA guidelines for quality assurance, unless otherwise stated. The test results apply to the sample as received.



Certificate of Analysis
 Number: 1030-25040997-008A

Houston Laboratories
 8820 Interchange Drive
 Houston, TX 77054
 Phone 713-660-0901

Scott Himes
 ERM
 840 W. Sam Houston Parkway North
 Houston, TX 77024-4613

Station Name: LDNR-06
 Login Date: 04/28/2025
 Method: GPA-2261M
 Instrument: HGC 16 A + 16B, Rear TCD #16B
 Analyzed: 04/29/2025 16:53:32 by EKK

Report Date: 05/08/2025
 Sampled By: DS
 Sample Of: Gas Spot
 Sample Date: 04/22/2025 10:45
 Sample Conditions:
 Received Date: 04/25/2025

Analytical Data

Components	Mol. %	Wt. %	GPM at 14.696 psia	
Nitrogen	18.643	27.799	GPM TOTAL C2+ 0.320	
Methane	79.341	67.751	GPM TOTAL C3+ 0.134	
Carbon Dioxide	0.886	2.075	GPM TOTAL iC5+ 0.028	
Ethane	0.696	1.114	0.186	
Propane	0.211	0.495	0.058	
Iso-butane	0.084	0.260	0.027	
n-Butane	0.068	0.210	0.021	
Iso-pentane	0.032	0.123	0.012	
n-Pentane	0.018	0.069	0.007	
Hexanes Plus	0.021	0.104	0.009	
	100.000	100.000	0.320	

Calculated Physical Properties	Total	C6+
Relative Density Real Gas	0.6495	3.2176
Calculated Molecular Weight	18.79	93.19
Compressibility Factor	0.9984	
GPA 2172 Calculation:		
Calculated Gross BTU per ft³ @ 14.696 psia & 60°F		
Real Gas Dry BTU	828	5129
Water Sat. Gas Base BTU	814	5040

Andy Hartman, Laboratory Director

Quality Assurance: The above analyses are performed in accordance with ASTM, UOP, GPA guidelines for quality assurance, unless otherwise stated. The test results apply to the sample as received.



Certificate of Analysis
Number: 1030-25040997-008A

Houston Laboratories
8820 Interchange Drive
Houston, TX 77054
Phone 713-660-0901

Scott Himes
ERM
840 W. Sam Houston Parkway North
Houston, TX 77024-4613

Station Name: LDNR-06
Sample Conditions:
Received Date: 04/25/2025
Login Date: 04/28/2025

Report Date: 05/08/2025
Sampled By: DS
Sample Of: Gas Spot
Sample Date: 04/22/2025 10:45

Analytical Data

Test	Method	Result	Units	Detection Limit	Lab Tech.	Analysis Date
Hydrogen Sulfide	ASTM D-5504	<0.1	ppmw		MG	05/08/2025

Comments:

AS-D-5504-H2S: Detection limit = 0.1 ppmw

Andy Hartman, Laboratory Director

Quality Assurance: The above analyses are performed in accordance with ASTM, UOP, GPA guidelines for quality assurance, unless otherwise stated. The test results apply to the sample as received.



Certificate of Analysis

Number: 1030-25040997-009A

Houston Laboratories

8820 Interchange Drive

Houston, TX 77054

Phone 713-660-0901

Scott Himes
ERM
840 W. Sam Houston Parkway North
Houston, TX 77024-4613

Station Name: LDNR-03
Login Date: 04/28/2025
Method: GPA-2261M
Instrument: HGC 16 A + 16B, Rear TCD #16B
Analyzed: 04/29/2025 17:20:59 by EKK

Report Date: 05/08/2025
Sampled By: DS
Sample Of: Gas Spot
Sample Date: 04/22/2025 11:30
Sample Conditions:
Received Date: 04/25/2025

Analytical Data

Components	Mol. %	Wt. %	GPM at 14.696 psia		
Nitrogen	5.650	9.069		GPM TOTAL C2+	0.314
Methane	91.685	84.283		GPM TOTAL C3+	0.148
Carbon Dioxide	1.592	4.015		GPM TOTAL iC5+	0.057
Ethane	0.622	1.072	0.166		
Propane	0.181	0.457	0.050		
Iso-butane	0.071	0.236	0.023		
n-Butane	0.058	0.193	0.018		
Iso-pentane	0.036	0.149	0.013		
n-Pentane	0.029	0.120	0.011		
Hexanes Plus	0.076	0.406	0.033		
	100.000	100.000	0.314		

Calculated Physical Properties	Total	C6+
Relative Density Real Gas	0.6035	3.2176
Calculated Molecular Weight	17.45	93.19
Compressibility Factor	0.9980	

GPA 2172 Calculation:

Calculated Gross BTU per ft³ @ 14.696 psia & 60°F

Real Gas Dry BTU	954	5129
Water Sat. Gas Base BTU	938	5040

Andy Hartman, Laboratory Director

Quality Assurance:

The above analyses are performed in accordance with ASTM, UOP, GPA guidelines for quality assurance, unless otherwise stated. The test results apply to the sample as received.



Certificate of Analysis

Number: 1030-25040997-009A

Houston Laboratories

8820 Interchange Drive

Houston, TX 77054

Phone 713-660-0901

Scott Himes
ERM
840 W. Sam Houston Parkway North
Houston, TX 77024-4613

Station Name: LDNR-03
Sample Conditions:
Received Date: 04/25/2025
Login Date: 04/28/2025

Report Date: 05/08/2025
Sampled By: DS
Sample Of: Gas Spot
Sample Date: 04/22/2025 11:30

Analytical Data

Test	Method	Result	Units	Detection Limit	Lab Tech.	Analysis Date
Hydrogen Sulfide	ASTM D-5504	1.5	ppmw		MG	05/01/2025

Comments:

AS-D-5504-H2S: Detection limit = 0.1 ppmw

Andy Hartman, Laboratory Director

Quality Assurance:

The above analyses are performed in accordance with ASTM, UOP, GPA guidelines for quality assurance, unless otherwise stated. The test results apply to the sample as received.



Certificate of Analysis
 Number: 1030-25040997-010A

Houston Laboratories
 8820 Interchange Drive
 Houston, TX 77054
 Phone 713-660-0901

Scott Himes
 ERM
 840 W. Sam Houston Parkway North
 Houston, TX 77024-4613

Station Name: LDNR-17
 Login Date: 04/28/2025
 Method: GPA-2261M
 Instrument: HGC 16 A + 16B, Rear TCD #16B
 Analyzed: 04/29/2025 17:45:39 by EKK

Report Date: 05/08/2025
 Sampled By: DS
 Sample Of: Gas Spot
 Sample Date: 04/22/2025 14:10
 Sample Conditions:
 Received Date: 04/25/2025

Analytical Data

Components	Mol. %	Wt. %	GPM at 14.696 psia		
Nitrogen	5.814	9.320		GPM TOTAL C2+	0.564
Methane	90.920	83.466		GPM TOTAL C3+	0.134
Carbon Dioxide	1.229	3.095		GPM TOTAL iC5+	0.031
Ethane	1.607	2.765	0.430		
Propane	0.222	0.560	0.061		
Iso-butane	0.074	0.246	0.024		
n-Butane	0.057	0.190	0.018		
Iso-pentane	0.027	0.111	0.010		
n-Pentane	0.016	0.066	0.006		
Hexanes Plus	0.034	0.181	0.015		
	100.000	100.000	0.564		

Calculated Physical Properties	Total	C6+
Relative Density Real Gas	0.6044	3.2176
Calculated Molecular Weight	17.48	93.19
Compressibility Factor	0.9980	
GPA 2172 Calculation:		
Calculated Gross BTU per ft³ @ 14.696 psia & 60°F		
Real Gas Dry BTU	962	5129
Water Sat. Gas Base BTU	945	5040

Andy Hartman, Laboratory Director

Quality Assurance: The above analyses are performed in accordance with ASTM, UOP, GPA guidelines for quality assurance, unless otherwise stated. The test results apply to the sample as received.



Certificate of Analysis
Number: 1030-25040997-010A

Houston Laboratories
8820 Interchange Drive
Houston, TX 77054
Phone 713-660-0901

Scott Himes
ERM
840 W. Sam Houston Parkway North
Houston, TX 77024-4613

Station Name: LDNR-17
Sample Conditions:
Received Date: 04/25/2025
Login Date: 04/28/2025

Report Date: 05/08/2025
Sampled By: DS
Sample Of: Gas Spot
Sample Date: 04/22/2025 14:10

Analytical Data

Test	Method	Result	Units	Detection Limit	Lab Tech.	Analysis Date
Hydrogen Sulfide	ASTM D-5504	<0.1	ppmw		MG	05/05/2025

Comments:
AS-D-5504-H2S: Detection limit = 0.1 ppmw

Andy Hartman, Laboratory Director

Quality Assurance: The above analyses are performed in accordance with ASTM, UOP, GPA guidelines for quality assurance, unless otherwise stated. The test results apply to the sample as received.



Certificate of Analysis
 Number: 1030-25040997-011A

Houston Laboratories
 8820 Interchange Drive
 Houston, TX 77054
 Phone 713-660-0901

Scott Himes
 ERM
 840 W. Sam Houston Parkway North
 Houston, TX 77024-4613

Station Name: LDNR-18
 Login Date: 04/28/2025
 Method: GPA-2261M
 Instrument: HGC 16 A + 16B, Rear TCD #16B
 Analyzed: 04/29/2025 18:13:08 by EKK

Report Date: 05/08/2025
 Sampled By: DS
 Sample Of: Gas Spot
 Sample Date: 04/22/2025 14:25
 Sample Conditions:
 Received Date: 04/25/2025

Analytical Data

Components	Mol. %	Wt. %	GPM at 14.696 psia	
Nitrogen	5.311	8.627		GPM TOTAL C2+ 0.399
Methane	92.459	86.009		GPM TOTAL C3+ 0.162
Carbon Dioxide	0.839	2.141		GPM TOTAL iC5+ 0.047
Ethane	0.885	1.543	0.237	
Propane	0.235	0.601	0.065	
Iso-butane	0.078	0.263	0.026	
n-Butane	0.075	0.253	0.024	
Iso-pentane	0.037	0.155	0.014	
n-Pentane	0.025	0.105	0.009	
Hexanes Plus	0.056	0.303	0.024	
	100.000	100.000	0.399	

Calculated Physical Properties	Total	C6+
Relative Density Real Gas	0.5964	3.2176
Calculated Molecular Weight	17.25	93.19
Compressibility Factor	0.9980	
GPA 2172 Calculation:		
Calculated Gross BTU per ft³ @ 14.696 psia & 60°F		
Real Gas Dry BTU	968	5129
Water Sat. Gas Base BTU	951	5040

Andy Hartman, Laboratory Director

Quality Assurance: The above analyses are performed in accordance with ASTM, UOP, GPA guidelines for quality assurance, unless otherwise stated. The test results apply to the sample as received.



Certificate of Analysis
Number: 1030-25040997-011A

Houston Laboratories
8820 Interchange Drive
Houston, TX 77054
Phone 713-660-0901

Scott Himes
ERM
840 W. Sam Houston Parkway North
Houston, TX 77024-4613

Station Name: LDNR-18
Sample Conditions:
Received Date: 04/25/2025
Login Date: 04/28/2025

Report Date: 05/08/2025
Sampled By: DS
Sample Of: Gas Spot
Sample Date: 04/22/2025 14:25

Analytical Data



Test	Method	Result	Units	Detection Limit	Lab Tech.	Analysis Date
Hydrogen Sulfide	ASTM D-5504	<0.1	ppmw		MG	05/05/2025

Comments:
AS-D-5504-H2S: Detection limit = 0.1 ppmw

Andy Hartman, Laboratory Director

Quality Assurance: The above analyses are performed in accordance with ASTM, UOP, GPA guidelines for quality assurance, unless otherwise stated. The test results apply to the sample as received.

Analysis Request Chain of Custody Record

	SPL Work Order No.: 0777906			Acct. Mate Code:		Dept. Code		Page	Pages		
								1	13		
Report To: (Company Name):	Scott Himes ERM			Project/Station Name:	Project/Station Number:		Project/Station Location:				
Address:	840 W Sam Houston Pkwy, Ste. 6			Special Instructions:			Requested TAT				
City/State/Zip:	Houston TX 77024										
Contact/Email:	scotthimes@erm.com			Indicate Billing Type: (Place "X", where appropriate)	Net 30 day Acct.		Check #				
Phone:	281-600-1000		Fax:	Credit Card		<<<Contact SPL, Inc for CC payment arrangements.					
Invoice To: (Company Name):	Scott Himes ERM			Requested Analysis (Place an "X" next to Sample ID below)						* Surcharges May Apply (See quote for details)	
Address:	840 W Sam Houston Pkwy, Ste. 6			<small>† Terms: Cylinders will be rented for \$10/cyl. All cylinders checked out are to be returned within 21 days, whether they contain sample or not. Cylinders not returned after 30 days will be considered lost and will be billed at current replacement cost.</small>							
City/State/Zip:	Houston TX 77024			<div style="display: flex; justify-content: space-around;"> <div style="writing-mode: vertical-rl; transform: rotate(180deg);">AS-D-5504-H25</div> <div style="writing-mode: vertical-rl; transform: rotate(180deg);">GPA-2261-C6+</div> </div>							
Contact/Email:	scotthimes@erm.com										
Phone:	281-600-1000		Fax:								
Client PO# or Ref. No.:											
Contract/Proposal # (i.e. SPLQ###)											
Sample ID (used to log/track sample)	Sample Date	Sample Time	Sample Type (Gas/Liq./Solid)	Duplicate	Composite	Spot	Cylinder Tracking Info			Comments	
							Cylinder #	Date Out	Date In		
Gas-Dup-01	4/21/25	00:00	Gas	X							
LDNR-26		1150				X					
LDNR-04		1435				X					
LDNR-24	4/21/25	1520	Gas			X					
LDNR-08	4/22/25	0845				X					
LDNR-07		0910				X					
LDNR-23		0930				X					
LDNR-06		1045				X					
LDNR-03		1125				X					
LDNR-17		1140				X					
LDNR-18	4/22/25	1425	Gas			X					
Sampled By-Print Name: Marcus Smith				Received By-Company:							
Signature: <i>MS</i>											
Relinquished By-Print Name: David Sanguetta											
Signature: <i>DS</i>				Date: 4/25/25		Time: 900		Received By-Print Name:		Date: Time:	
Relinquished By-Print Name:				Date:		Time:		Received By-Print Name:		Date: Time:	
Signature:				Date:		Time:		Received By-Print Name:		Date: Time:	
Relinquished By-Print Name:				Date:		Time:		Received By-Print Name:		Date: Time:	
Signature:				Date:		Time:		Received By-Print Name:		Date: Time:	
Signature:				Date:		Time:		Received By-Print Name:		Date: Time:	

Courier
APR 25 2025
09:02



Certificate of Analysis
 Number: 1030-25040998-001A

Houston Laboratories
 8820 Interchange Drive
 Houston, TX 77054
 Phone 713-660-0901

Scott Himes
 ERM
 840 W. Sam Houston Parkway North
 Houston, TX 77024-4613

Station Name: LDNR-28
 Login Date: 04/28/2025
 Method: GPA-2261M
 Instrument: HGC 16 A + 16B, Rear TCD #16B
 Analyzed: 04/29/2025 19:38:13 by EKK

Report Date: 05/15/2025
 Sampled By: DS
 Sample Of: Gas Spot
 Sample Date: 04/24/2025 09:30
 Sample Conditions:
 Received Date: 04/25/2025

Analytical Data

Components	Mol. %	Wt. %	GPM at 14.696 psia	
Nitrogen	91.499	93.499		GPM TOTAL C2+ 0.010
Methane	6.995	4.093		GPM TOTAL C3+ 0.003
Carbon Dioxide	1.469	2.358		GPM TOTAL iC5+ 0.000
Ethane	0.025	0.027	0.007	
Propane	0.005	0.008	0.001	
Iso-butane	0.007	0.015	0.002	
n-Butane	NIL	NIL	NIL	
Iso-pentane	NIL	NIL	NIL	
n-Pentane	NIL	NIL	NIL	
Hexanes Plus	NIL	NIL	NIL	
	100.000	100.000	0.010	

Calculated Physical Properties **Total**
 Relative Density Real Gas 0.9465
 Calculated Molecular Weight 27.41
 Compressibility Factor 0.9996

GPA 2172 Calculation:

Calculated Gross BTU per ft³ @ 14.696 psia & 60°F

Real Gas Dry BTU 71
 Water Sat. Gas Base BTU 70

Comments: Reran Sample Confirmed GC Analysis

Andy Hartman, Laboratory Director

Quality Assurance: The above analyses are performed in accordance with ASTM, UOP, GPA guidelines for quality assurance, unless otherwise stated. The test results apply to the sample as received.



Certificate of Analysis
Number: 1030-25040998-001A

Houston Laboratories
8820 Interchange Drive
Houston, TX 77054
Phone 713-660-0901

Scott Himes
ERM
840 W. Sam Houston Parkway North
Houston, TX 77024-4613

Station Name: LDNR-28
Sample Conditions:
Received Date: 04/25/2025
Login Date: 04/28/2025

Report Date: 05/15/2025
Sampled By: DS
Sample Of: Gas Spot
Sample Date: 04/24/2025 09:30

Analytical Data

Test	Method	Result	Units	Detection Limit	Lab Tech.	Analysis Date
Hydrogen Sulfide	ASTM D-5504	<0.1	ppmw		MG	05/06/2025

Comments:
AS-D-5504-H2S: Detection limit = 0.1 ppmw

Andy Hartman, Laboratory Director

Quality Assurance: The above analyses are performed in accordance with ASTM, UOP, GPA guidelines for quality assurance, unless otherwise stated. The test results apply to the sample as received.



Certificate of Analysis
 Number: 1030-25040998-002A

Houston Laboratories
 8820 Interchange Drive
 Houston, TX 77054
 Phone 713-660-0901

Scott Himes
 ERM
 840 W. Sam Houston Parkway North
 Houston, TX 77024-4613

Station Name: BKRD-ATM
 Login Date: 04/28/2025
 Method: GPA-2261M
 Instrument: HGC 16 A + 16B, Rear TCD #16B
 Analyzed: 04/29/2025 20:01:40 by EKK

Report Date: 05/15/2025
 Sampled By: DS
 Sample Of: Gas Spot
 Sample Date: 04/24/2025 08:50
 Sample Conditions:
 Received Date: 04/25/2025

Analytical Data

Components	Mol. %	Wt. %	GPM at 14.696 psia		
Nitrogen	98.946	99.284		GPM TOTAL C2+	0.001
Methane	0.941	0.541		GPM TOTAL C3+	0.000
Carbon Dioxide	0.108	0.170		GPM TOTAL iC5+	0.000
Ethane	0.005	0.005	0.001		
Propane	NIL	NIL	NIL		
Iso-butane	NIL	NIL	NIL		
n-Butane	NIL	NIL	NIL		
Iso-pentane	NIL	NIL	NIL		
n-Pentane	NIL	NIL	NIL		
Hexanes Plus	NIL	NIL	NIL		
	100.000	100.000	0.001		

Calculated Physical Properties

Relative Density Real Gas	0.9638
Calculated Molecular Weight	27.92
Compressibility Factor	0.9997

GPA 2172 Calculation:

Calculated Gross BTU per ft³ @ 14.696 psia & 60°F

Real Gas Dry BTU	10
Water Sat. Gas Base BTU	9

Andy Hartman, Laboratory Director

Quality Assurance: The above analyses are performed in accordance with ASTM, UOP, GPA guidelines for quality assurance, unless otherwise stated. The test results apply to the sample as received.



Certificate of Analysis

Number: 1030-25040998-002A

Houston Laboratories
8820 Interchange Drive
Houston, TX 77054
Phone 713-660-0901

Scott Himes
ERM
840 W. Sam Houston Parkway North
Houston, TX 77024-4613

Station Name: BKRD-ATM
Sample Conditions:
Received Date: 04/25/2025
Login Date: 04/28/2025

Report Date: 05/15/2025
Sampled By: DS
Sample Of: Gas Spot
Sample Date: 04/24/2025 08:50

Analytical Data

Test	Method	Result	Units	Detection Limit	Lab Tech.	Analysis Date
Hydrogen Sulfide	ASTM D-5504	0.7	ppmw		MG	05/08/2025




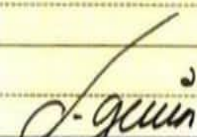
Comments:

AS-D-5504-H2S: Detection limit = 0.1 ppmw

Andy Hartman, Laboratory Director

Quality Assurance: The above analyses are performed in accordance with ASTM, UOP, GPA guidelines for quality assurance, unless otherwise stated. The test results apply to the sample as received.

Analysis Request Chain of Custody Record

		SPL Work Order No.: 0777906		Acct. Mate Code:		Dept. Code:		Page	Pages	
Report To: Scott Himes (Company Name): ERM		Project/Station Name:						3	3	
Address: 840 W. Sam Houston Pkwy., Ste. 6		Special Instructions:						Requested TAT*		
City/State/Zip: Houston, Tx 77024		Indicate Billing Type: (Place "X", where appropriate)		Net 30 day Acct.		Check #		10 Business Day		
Contact/Email: Scott.himes@erm.com		Credit Card				<<<Contact SPL, Inc for CC payment arrangements.				
Phone: 281-600-1000 Fax:		Requested Analysis (Place an "X" next to Sample ID below)						* Surcharges May Apply (See quote for details)		
Invoice To: Scott Himes (Company Name): ERM		<p>* Terms: Cylinders will be rented for \$10/cyl. All cylinders checked out are to be returned within 21 days, whether they contain sample or not. Cylinders not returned after 30 days will be considered lost and will be billed at current replacement cost.</p>		<p>AS-D-5504-H₂S CS PA - 2261-C6+</p>				<p>APR 25 2025 09:02</p>		
Address: 840 W Sam Houston Pkwy., Ste 6										
City/State/Zip: Houston Tx 77024										
Contact/Email: Scott.himes@erm.com										
Phone: 281-600-1000 Fax:		Client PO# or Ref. No.:								
Contract/Proposal #: (i.e. SPLQ####)		Cylinder Tracking Info ¹								
Sample ID used to log/track sample)	Sample Date	Sample Time	Sample Type (Gas/Liq./Solid)	Duplicate	Composite	Spot	Cylinder #	Date Out	Date In	Comments
LONR-28	4/24/25	0930	Gas			X				
Prepared By-Print Name: David Sanguinetti	Signature: 		Received By-Company:							
Relinquished By-Print Name: David Sanguinetti	Date:	Time:	Received By-Print Name:	Signature: 		Date:	Time:			
Relinquished By-Print Name:	Date:	Time:	Received By-Print Name:	Signature:		Date:	Time:			
Relinquished By-Print Name:	Date:	Time:	Received By-Print Name:	Signature: 		Date:	Time:			

Note - As a convenience to our clients, this form is available in an electronic format. Please contact one of our offices above for the form to be e-mailed to you.



10450 Stancliff Rd. Suite 210
Houston, TX 77099
T: +1 281 530 5656
F: +1 281 530 5887

May 08, 2025

Scott Himes
Environmental Resources Mgmt.
CityCentre Four
840 W. Sam Houston Pkwy., Suite 600
Houston, TX 77024

Work Order: **HS25041426**

Laboratory Results for: **Sulphur Dome**

Dear Scott Himes,

ALS Environmental received 53 sample(s) on Apr 25, 2025 for the analysis presented in the following report.

The analytical data provided relates directly to the samples received by ALS Environmental and for only the analyses requested. Results are expressed as "as received" unless otherwise noted.

QC sample results for this data met EPA or laboratory specifications except as noted in the Case Narrative or as noted with qualifiers in the QC batch information. Should this laboratory report need to be reproduced, it should be reproduced in full unless written approval has been obtained by ALS Environmental. Samples will be disposed in 30 days unless storage arrangements are made.

If you have any questions regarding this report, please feel free to call me.

Sincerely,

Generated By: JUMOKE.LAWAL
Alexis Dorenbosch

Client: Environmental Resources Mgmt.
Project: Sulphur Dome
Work Order: HS25041426

SAMPLE SUMMARY

Lab Samp ID	Client Sample ID	Matrix	TagNo	Collection Date	Date Received	Hold
HS25041426-01	MW-3-700	Groundwater		21-Apr-2025 13:33	25-Apr-2025 14:55	<input type="checkbox"/>
HS25041426-02	MW-3-500	Groundwater		21-Apr-2025 14:30	25-Apr-2025 14:55	<input type="checkbox"/>
HS25041426-03	GW-DUP-01	Groundwater		21-Apr-2025 00:00	25-Apr-2025 14:55	<input type="checkbox"/>
HS25041426-04	FB-042125	Water		21-Apr-2025 17:30	25-Apr-2025 14:55	<input type="checkbox"/>
HS25041426-05	MW-3-200	Groundwater		22-Apr-2025 09:05	25-Apr-2025 14:55	<input type="checkbox"/>
HS25041426-06	MW-1-700	Groundwater		22-Apr-2025 11:35	25-Apr-2025 14:55	<input type="checkbox"/>
HS25041426-07	MW-1-500	Groundwater		22-Apr-2025 14:00	25-Apr-2025 14:55	<input type="checkbox"/>
HS25041426-08	MW-1-200	Groundwater		22-Apr-2025 15:20	25-Apr-2025 14:55	<input type="checkbox"/>
HS25041426-09	FB-042225	Water		22-Apr-2025 15:30	25-Apr-2025 14:55	<input type="checkbox"/>
HS25041426-10	MW-2-500	Groundwater		23-Apr-2025 08:50	25-Apr-2025 14:55	<input type="checkbox"/>
HS25041426-11	GW-Rinsate	Water		23-Apr-2025 10:00	25-Apr-2025 14:55	<input type="checkbox"/>
HS25041426-12	MW-2-200	Groundwater		23-Apr-2025 11:00	25-Apr-2025 14:55	<input type="checkbox"/>
HS25041426-13	FB-042325	Water		23-Apr-2025 10:50	25-Apr-2025 14:55	<input type="checkbox"/>
HS25041426-14	MW-2-700	Groundwater		23-Apr-2025 12:30	25-Apr-2025 14:55	<input type="checkbox"/>
HS25041426-15	Cottages	Groundwater		23-Apr-2025 13:30	25-Apr-2025 14:55	<input type="checkbox"/>
HS25041426-16	LDNR-06	Groundwater		22-Apr-2025 10:45	25-Apr-2025 14:55	<input type="checkbox"/>
HS25041426-17	LDNR-03	Groundwater		22-Apr-2025 11:30	25-Apr-2025 14:55	<input type="checkbox"/>
HS25041426-18	LDNR-17	Groundwater		22-Apr-2025 12:00	25-Apr-2025 14:55	<input type="checkbox"/>
HS25041426-19	LDNR-18	Groundwater		22-Apr-2025 14:25	25-Apr-2025 14:55	<input type="checkbox"/>
HS25041426-20	LDNR-21	Groundwater		22-Apr-2025 14:50	25-Apr-2025 14:55	<input type="checkbox"/>
HS25041426-21	LDNR-22	Groundwater		22-Apr-2025 15:10	25-Apr-2025 14:55	<input type="checkbox"/>
HS25041426-22	LDNR-12	Groundwater		22-Apr-2025 16:35	25-Apr-2025 14:55	<input type="checkbox"/>
HS25041426-23	SW-Dup-02	Groundwater		21-Apr-2025 00:00	25-Apr-2025 14:55	<input type="checkbox"/>
HS25041426-24	LDNR-26	Groundwater		21-Apr-2025 11:50	25-Apr-2025 14:55	<input type="checkbox"/>
HS25041426-25	SW-Dup-01	Groundwater		21-Apr-2025 00:00	25-Apr-2025 14:55	<input type="checkbox"/>
HS25041426-26	LDNR-04	Groundwater		21-Apr-2025 14:35	25-Apr-2025 14:55	<input type="checkbox"/>

Client: Environmental Resources Mgmt.
Project: Sulphur Dome
Work Order: HS25041426

SAMPLE SUMMARY

Lab Samp ID	Client Sample ID	Matrix	TagNo	Collection Date	Date Received	Hold
HS25041426-27	LDNR-24	Groundwater		21-Apr-2025 15:20	25-Apr-2025 14:55	<input type="checkbox"/>
HS25041426-28	LDNR-08	Groundwater		22-Apr-2025 08:45	25-Apr-2025 14:55	<input type="checkbox"/>
HS25041426-29	LDNR-07	Groundwater		22-Apr-2025 09:10	25-Apr-2025 14:55	<input type="checkbox"/>
HS25041426-30	LDNR-23	Groundwater		22-Apr-2025 09:30	25-Apr-2025 14:55	<input type="checkbox"/>
HS25041426-31	LDNR-05	Groundwater		23-Apr-2025 08:40	25-Apr-2025 14:55	<input type="checkbox"/>
HS25041426-32	LDNR-25	Groundwater		23-Apr-2025 09:10	25-Apr-2025 14:55	<input type="checkbox"/>
HS25041426-33	LDNR-14	Groundwater		23-Apr-2025 09:30	25-Apr-2025 14:55	<input type="checkbox"/>
HS25041426-34	LDNR-13	Groundwater		23-Apr-2025 09:50	25-Apr-2025 14:55	<input type="checkbox"/>
HS25041426-35	LDNR-01	Groundwater		23-Apr-2025 11:25	25-Apr-2025 14:55	<input type="checkbox"/>
HS25041426-36	LDNR-09	Groundwater		23-Apr-2025 12:10	25-Apr-2025 14:55	<input type="checkbox"/>
HS25041426-37	LDNR-19	Groundwater		23-Apr-2025 12:30	25-Apr-2025 14:55	<input type="checkbox"/>
HS25041426-38	PPG-7B-BS	Groundwater		23-Apr-2025 15:00	25-Apr-2025 14:55	<input type="checkbox"/>
HS25041426-39	CG-032625-059	Water		23-Apr-2025 00:00	25-Apr-2025 14:55	<input type="checkbox"/>
HS25041426-40	CG-032625-068	Water		23-Apr-2025 00:00	25-Apr-2025 14:55	<input type="checkbox"/>
HS25041426-41	CG-032625-066	Water		23-Apr-2025 00:00	25-Apr-2025 14:55	<input type="checkbox"/>
HS25041426-42	CG-032625-072	Water		23-Apr-2025 00:00	25-Apr-2025 14:55	<input type="checkbox"/>
HS25041426-43	CG-032625-074	Water		23-Apr-2025 00:00	25-Apr-2025 14:55	<input type="checkbox"/>
HS25041426-44	CG-032625-053	Water		23-Apr-2025 00:00	25-Apr-2025 14:55	<input type="checkbox"/>
HS25041426-45	CG-032625-055	Water		23-Apr-2025 00:00	25-Apr-2025 14:55	<input type="checkbox"/>
HS25041426-46	CG-032625-057	Water		23-Apr-2025 00:00	25-Apr-2025 14:55	<input type="checkbox"/>
HS25041426-47	CG-032625-063	Water		23-Apr-2025 00:00	25-Apr-2025 14:55	<input type="checkbox"/>
HS25041426-48	CG-032625-071	Water		23-Apr-2025 00:00	25-Apr-2025 14:55	<input type="checkbox"/>
HS25041426-49	CG-032625-062	Water		23-Apr-2025 00:00	25-Apr-2025 14:55	<input type="checkbox"/>
HS25041426-50	CG-032625-064	Water		23-Apr-2025 00:00	25-Apr-2025 14:55	<input type="checkbox"/>
HS25041426-51	CG-032625-054	Water		23-Apr-2025 00:00	25-Apr-2025 14:55	<input type="checkbox"/>
HS25041426-52	CG-111424-360	Water		23-Apr-2025 00:00	25-Apr-2025 14:55	<input type="checkbox"/>
HS25041426-53	CG-032625-056	Water		23-Apr-2025 00:00	25-Apr-2025 14:55	<input type="checkbox"/>

Client: Environmental Resources Mgmt.
Project: Sulphur Dome
Work Order: HS25041426

SAMPLE SUMMARY

Lab Samp ID	Client Sample ID	Matrix	TagNo	Collection Date	Date Received	Hold
-------------	------------------	--------	-------	-----------------	---------------	------

Client: Environmental Resources Mgmt.
Project: Sulphur Dome
Work Order: HS25041426

CASE NARRATIVE

Work Order Comments

- Sample received outside method holding time for pH. pH is an immediate test. Sample results are flagged with an "H" qualifier.
The temperature at the time of pH is reported. Please note that all pH results are already normalized to a temperature of 25 °C.

Work Order Comments

- Login notes:
Times differ :
MW-3-700 COC - 13:33. Labels - 13:30.
MW-3-500 COC - 14:30. Labels - 15:30

GC Semivolatiles by Method MA EPH

Batch ID: 227224,227282,227324

- The test results meet requirements of the current NELAP standards, state requirements or programs where applicable.

GC Volatile Organics by Method MA VPH

Batch ID: R512298

Sample ID: MW-3-500 (HS25041426-02MS)

- MS/MSD failed QC limit due to matrix interference

GC Volatiles by Method MA VPH

Batch ID: R512300,R512355,R512360

- The test results meet requirements of the current NELAP standards, state requirements or programs where applicable.

GCMS Volatiles by Method SW8260

Batch ID: R512275

Sample ID: CCV-50

- Ethylbenzene and m,p-Xylenes are exceeded %D limits on CCV. Associated samples are ND for these analytes.

Batch ID: R512266,R512317,R512346,R512436,R512443

- The test results meet requirements of the current NELAP standards, state requirements or programs where applicable.

Metals by Method SW7470A

Batch ID: 227515,227516,227519

- The test results meet requirements of the current NELAP standards, state requirements or programs where applicable.

Client: Environmental Resources Mgmt.
Project: Sulphur Dome
Work Order: HS25041426

CASE NARRATIVE

Metals by Method SW6020A**Batch ID: 227383****Sample ID: LDNR-06 (HS25041426-16PDS)**

- The PDS recovery was outside method control limits, however the result in the parent sample is greater than 4x the spike amount. (Calcium)

Sample ID: LDNR-06 (HS25041426-16SD)

- The percent difference between the results of the sample and the serial dilution were greater than 10%. (Manganese)

Sample ID: LDNR-06 (HS25041426-16MS)

- The MS and/or MSD recovery was outside of the control limits; however, the result in the parent sample is greater than 4x the spike amount. (Calcium, Magnesium, Manganese, Strontium, Sodium)

Batch ID: 227373**Sample ID: LDNR-26 (HS25041426-24MS)**

- The MS and/or MSD recovery was outside of the control; however, the result in the parent sample is greater than 4x the spike amount. Barium.

Sample ID: PPG-7B-BS (HS25041426-38)

- The reporting limit(s) is/are elevated due to dilution for high concentrations of non-target analytes.

Batch ID: 227356**Sample ID: MW-3-500 (HS25041426-02MS)**

- The MS and/or MSD recovery was outside of the control limits; however, the result in the parent sample is greater than 4x the spike amount. (Calcium, Sodium, Strontium)

Sample ID: MW-3-500 (HS25041426-02SD)

- The percent difference between the results of the sample and the serial dilution were greater than 10%. (Sodium)

WetChemistry by Method SM4500H+ B**Batch ID: R512111,R512115,R512116**

- The test results meet requirements of the current NELAP standards, state requirements or programs where applicable.

WetChemistry by Method SW9056**Batch ID: R512334****Sample ID: PPG-7B-BS (HS25041426-38)**

- The reporting limit is elevated due to dilution for high concentrations of non-target analytes. (Bromide)

Batch ID: R512270

- The test results meet requirements of the current NELAP standards, state requirements or programs where applicable.

Client: Environmental Resources Mgmt.
Project: Sulphur Dome
Work Order: HS25041426

CASE NARRATIVE

WetChemistry by Method SW9056

Batch ID: R512267

Sample ID: MW-3-700 (HS25041426-01)

- The reporting limit is elevated due to dilution for high concentrations of non-target analytes. (Sulfate)

WetChemistry by Method SM2320B

Batch ID: R512144,R512145,R512146

- The test results meet requirements of the current NELAP standards, state requirements or programs where applicable.

WetChemistry by Method M2540C

Batch ID: R512008,R512040

- The test results meet requirements of the current NELAP standards, state requirements or programs where applicable.

WetChemistry by Method E376.1

Batch ID: R511953,R512000,R512054

- The test results meet requirements of the current NELAP standards, state requirements or programs where applicable.

WetChemistry by Method SM4500 S2-F

Batch ID: R511949,R511998,R512050

- The test results meet requirements of the current NELAP standards, state requirements or programs where applicable.
-

Client: Environmental Resources Mgmt.
 Project: Sulphur Dome
 Sample ID: MW-3-700
 Collection Date: 21-Apr-2025 13:33

ANALYTICAL REPORT
 WorkOrder:HS25041426
 Lab ID:HS25041426-01
 Matrix:Groundwater

ANALYSES	RESULT	QUAL	MDL	REPORT LIMIT	UNITS	DILUTION FACTOR	DATE ANALYZED
LOW LEVEL VOLATILES BY SW8260C		Method:SW8260		Analyst: AKP			
Benzene	U		0.00020	0.0010	mg/L	1	01-May-2025 00:49
Ethylbenzene	U		0.00030	0.0010	mg/L	1	01-May-2025 00:49
m,p-Xylene	U		0.00050	0.0020	mg/L	1	01-May-2025 00:49
o-Xylene	U		0.00030	0.0010	mg/L	1	01-May-2025 00:49
Toluene	0.00094	J	0.00020	0.0010	mg/L	1	01-May-2025 00:49
Xylenes, Total	U		0.00030	0.0030	mg/L	1	01-May-2025 00:49
<i>Surr: 1,2-Dichloroethane-d4</i>	<i>99.0</i>			<i>70-126</i>	<i>%REC</i>	<i>1</i>	<i>01-May-2025 00:49</i>
<i>Surr: 4-Bromofluorobenzene</i>	<i>106</i>			<i>77-113</i>	<i>%REC</i>	<i>1</i>	<i>01-May-2025 00:49</i>
<i>Surr: Dibromofluoromethane</i>	<i>98.3</i>			<i>77-123</i>	<i>%REC</i>	<i>1</i>	<i>01-May-2025 00:49</i>
<i>Surr: Toluene-d8</i>	<i>104</i>			<i>82-127</i>	<i>%REC</i>	<i>1</i>	<i>01-May-2025 00:49</i>
MASSACHUSETTS VPH, FEB 2018, REV 2.1		Method:MA VPH		Analyst: LC			
Aliphatics >C6 - C8	U		0.00180	0.00500	mg/L	1	30-Apr-2025 15:48
Aliphatics >C8 - C10	U		0.000400	0.00500	mg/L	1	30-Apr-2025 15:48
Aromatics >C8 - C10	U		0.000600	0.0200	mg/L	1	30-Apr-2025 15:48
<i>Surr: 2,5-Dibromotoluene (Aliphatic)</i>	<i>89.4</i>			<i>70-130</i>	<i>%REC</i>	<i>1</i>	<i>30-Apr-2025 15:48</i>
<i>Surr: 2,5-Dibromotoluene (Aromatic)</i>	<i>87.3</i>			<i>70-130</i>	<i>%REC</i>	<i>1</i>	<i>30-Apr-2025 15:48</i>
MASSACHUSETTS EPH R2.1, DEC 2019		Method:MA EPH		Prep:SW3510 / 28-Apr-2025		Analyst: SAM	
Aliphatics >C10 - C12	U		0.0250	0.100	mg/L	1	29-Apr-2025 14:52
Aliphatics >C12 - C16	U		0.0250	0.100	mg/L	1	29-Apr-2025 14:52
Aliphatics >C16 - C35	U		0.0250	0.100	mg/L	1	29-Apr-2025 14:52
Aromatics >C10 - C12	U		0.0250	0.100	mg/L	1	29-Apr-2025 14:52
Aromatics >C12 - C16	U		0.0250	0.100	mg/L	1	29-Apr-2025 14:52
Aromatics >C16 - C21	U		0.0250	0.100	mg/L	1	29-Apr-2025 14:52
Aromatics >C21 - C35	U		0.0250	0.100	mg/L	1	29-Apr-2025 14:52
<i>Surr: 1-Chlorooctadecane</i>	<i>84.0</i>			<i>40-140</i>	<i>%REC</i>	<i>1</i>	<i>29-Apr-2025 14:52</i>
<i>Surr: 2-Bromonaphthalene</i>	<i>110</i>			<i>40-140</i>	<i>%REC</i>	<i>1</i>	<i>29-Apr-2025 14:52</i>
<i>Surr: 2-Fluorobiphenyl</i>	<i>97.1</i>			<i>40-140</i>	<i>%REC</i>	<i>1</i>	<i>29-Apr-2025 14:52</i>
<i>Surr: o-Terphenyl</i>	<i>77.0</i>			<i>40-140</i>	<i>%REC</i>	<i>1</i>	<i>29-Apr-2025 14:52</i>

Note: See Qualifiers Page for a list of qualifiers and their explanation.

Client: Environmental Resources Mgmt.
 Project: Sulphur Dome
 Sample ID: MW-3-700
 Collection Date: 21-Apr-2025 13:33

ANALYTICAL REPORT
 WorkOrder:HS25041426
 Lab ID:HS25041426-01
 Matrix:Groundwater

ANALYSES	RESULT	QUAL	MDL	REPORT LIMIT	UNITS	DILUTION FACTOR	DATE ANALYZED
DISSOLVED METALS BY SW6020A		Method:SW6020A (dissolved)			Prep:SW3010A / 01-May-2025		Analyst: MSC
Arsenic		U	0.000400	0.00200	mg/L	1	06-May-2025 15:57
Barium	2.38		0.190	0.400	mg/L	100	07-May-2025 15:44
Calcium	144		0.0340	0.500	mg/L	1	06-May-2025 15:57
Chromium		U	0.000400	0.00400	mg/L	1	06-May-2025 15:57
Iron		U	0.0120	0.200	mg/L	1	06-May-2025 15:57
Lead		U	0.000600	0.00200	mg/L	1	06-May-2025 15:57
Magnesium	19.0		0.0100	0.200	mg/L	1	06-May-2025 15:57
Manganese	0.0347		0.000700	0.00500	mg/L	1	06-May-2025 15:57
Nickel		U	0.000600	0.00200	mg/L	1	06-May-2025 15:57
Potassium	20.9		0.0180	0.200	mg/L	1	06-May-2025 15:57
Sodium	1,120		1.40	20.0	mg/L	100	07-May-2025 15:44
Strontium	3.00		0.0200	0.500	mg/L	100	07-May-2025 15:44
Vanadium		U	0.000600	0.00500	mg/L	1	06-May-2025 15:57
Zinc	0.00408		0.00200	0.00400	mg/L	1	06-May-2025 15:57
DISSOLVED MERCURY BY SW7470A		Method:SW7470A (dissolved)			Prep:SW7470A / 05-May-2025		Analyst: JS
Mercury		U	0.0000300	0.000200	mg/L	1	05-May-2025 15:47
HYDROGEN SULFIDE BY E376.1		Method:E376.1					Analyst: CD
Hydrogen Sulfide		U	0.500	1.00	mg/L	1	28-Apr-2025 10:00
TOTAL DISSOLVED SOLIDS BY SM2540C		Method:M2540C					Analyst: HB
Total Dissolved Solids (Residue, Filterable)	4,040		3.00	10.0	mg/L	1	28-Apr-2025 10:30
ALKALINITY BY SM2320B		Method:SM2320B					Analyst: DH
Alkalinity, Bicarbonate (As CaCO3)	24.2		3.00	10.0	mg/L	1	29-Apr-2025 07:59
Alkalinity, Carbonate (As CaCO3)		U	3.00	10.0	mg/L	1	29-Apr-2025 07:59
SULFIDE BY SM4500 S2-F		Method:SM4500 S2-F					Analyst: CD
Sulfide		U	0.920	5.00	mg/L	1	28-Apr-2025 10:00
PH BY SM4500H+ B		Method:SM4500H+ B					Analyst: SG
pH	7.47	H	0.100	1.00	pH Units	1	29-Apr-2025 07:59
Temp Deg C @pH	23.2	H	0	0	°C	1	29-Apr-2025 07:59
ANIONS BY SW9056A		Method:SW9056					Analyst: TH
Bromide	2.43		0.0600	0.200	mg/L	2	30-Apr-2025 23:35
Chloride	2,070		10.0	25.0	mg/L	50	30-Apr-2025 23:41
Sulfate		U	0.400	1.00	mg/L	2	30-Apr-2025 23:35

Note: See Qualifiers Page for a list of qualifiers and their explanation.

Client: Environmental Resources Mgmt.
 Project: Sulphur Dome
 Sample ID: MW-3-500
 Collection Date: 21-Apr-2025 14:30

ANALYTICAL REPORT
 WorkOrder:HS25041426
 Lab ID:HS25041426-02
 Matrix:Groundwater

ANALYSES	RESULT	QUAL	MDL	REPORT LIMIT	UNITS	DILUTION FACTOR	DATE ANALYZED
LOW LEVEL VOLATILES BY SW8260C			Method:SW8260		Analyst: AKP		
Benzene	0.0011		0.00020	0.0010	mg/L	1	01-May-2025 00:27
Ethylbenzene	U		0.00030	0.0010	mg/L	1	01-May-2025 00:27
m,p-Xylene	U		0.00050	0.0020	mg/L	1	01-May-2025 00:27
o-Xylene	U		0.00030	0.0010	mg/L	1	01-May-2025 00:27
Toluene	0.0041		0.00020	0.0010	mg/L	1	01-May-2025 00:27
Xylenes, Total	U		0.00030	0.0030	mg/L	1	01-May-2025 00:27
<i>Surr: 1,2-Dichloroethane-d4</i>	<i>90.8</i>			<i>70-126</i>	<i>%REC</i>	<i>1</i>	<i>01-May-2025 00:27</i>
<i>Surr: 4-Bromofluorobenzene</i>	<i>93.2</i>			<i>77-113</i>	<i>%REC</i>	<i>1</i>	<i>01-May-2025 00:27</i>
<i>Surr: Dibromofluoromethane</i>	<i>94.4</i>			<i>77-123</i>	<i>%REC</i>	<i>1</i>	<i>01-May-2025 00:27</i>
<i>Surr: Toluene-d8</i>	<i>103</i>			<i>82-127</i>	<i>%REC</i>	<i>1</i>	<i>01-May-2025 00:27</i>
MASSACHUSETTS VPH, FEB 2018, REV 2.1			Method:MA VPH		Analyst: LC		
Aliphatics >C6 - C8	0.494		0.00180	0.00500	mg/L	1	30-Apr-2025 16:26
Aliphatics >C8 - C10	0.00133	J	0.000400	0.00500	mg/L	1	30-Apr-2025 16:26
Aromatics >C8 - C10	0.00455	J	0.000600	0.0200	mg/L	1	30-Apr-2025 16:26
<i>Surr: 2,5-Dibromotoluene (Aliphatic)</i>	<i>76.1</i>			<i>70-130</i>	<i>%REC</i>	<i>1</i>	<i>30-Apr-2025 16:26</i>
<i>Surr: 2,5-Dibromotoluene (Aromatic)</i>	<i>77.0</i>			<i>70-130</i>	<i>%REC</i>	<i>1</i>	<i>30-Apr-2025 16:26</i>
MASSACHUSETTS EPH R2.1, DEC 2019			Method:MA EPH		Prep:SW3510 / 28-Apr-2025		Analyst: SAM
Aliphatics >C10 - C12	U		0.0250	0.100	mg/L	1	29-Apr-2025 09:35
Aliphatics >C12 - C16	U		0.0250	0.100	mg/L	1	29-Apr-2025 09:35
Aliphatics >C16 - C35	U		0.0250	0.100	mg/L	1	29-Apr-2025 09:35
Aromatics >C10 - C12	U		0.0250	0.100	mg/L	1	29-Apr-2025 11:01
Aromatics >C12 - C16	U		0.0250	0.100	mg/L	1	29-Apr-2025 11:01
Aromatics >C16 - C21	U		0.0250	0.100	mg/L	1	29-Apr-2025 11:01
Aromatics >C21 - C35	U		0.0250	0.100	mg/L	1	29-Apr-2025 11:01
<i>Surr: 1-Chlorooctadecane</i>	<i>79.6</i>			<i>40-140</i>	<i>%REC</i>	<i>1</i>	<i>29-Apr-2025 09:35</i>
<i>Surr: 2-Bromonaphthalene</i>	<i>103</i>			<i>40-140</i>	<i>%REC</i>	<i>1</i>	<i>29-Apr-2025 11:01</i>
<i>Surr: 2-Fluorobiphenyl</i>	<i>92.1</i>			<i>40-140</i>	<i>%REC</i>	<i>1</i>	<i>29-Apr-2025 11:01</i>
<i>Surr: o-Terphenyl</i>	<i>80.8</i>			<i>40-140</i>	<i>%REC</i>	<i>1</i>	<i>29-Apr-2025 11:01</i>

Note: See Qualifiers Page for a list of qualifiers and their explanation.

Client: Environmental Resources Mgmt.
 Project: Sulphur Dome
 Sample ID: MW-3-500
 Collection Date: 21-Apr-2025 14:30

ANALYTICAL REPORT
 WorkOrder:HS25041426
 Lab ID:HS25041426-02
 Matrix:Groundwater

ANALYSES	RESULT	QUAL	MDL	REPORT LIMIT	UNITS	DILUTION FACTOR	DATE ANALYZED
ICP-MS METALS BY SW6020A		Method:SW6020A		Prep:SW3010A / 30-Apr-2025		Analyst: MSC	
Arsenic	0.000575	J	0.000400	0.00200	mg/L	1	06-May-2025 13:23
Barium	0.165		0.00190	0.00400	mg/L	1	06-May-2025 13:23
Calcium	113		0.0340	0.500	mg/L	1	06-May-2025 13:23
Chromium	0.00182	J	0.000400	0.00400	mg/L	1	06-May-2025 13:23
Iron	8.79		0.0120	0.200	mg/L	1	06-May-2025 13:23
Lead		U	0.000600	0.00200	mg/L	1	06-May-2025 13:23
Magnesium	14.7		0.0100	0.200	mg/L	1	06-May-2025 13:23
Manganese	0.0474		0.000700	0.00500	mg/L	1	06-May-2025 13:23
Nickel	0.00156	J	0.000600	0.00200	mg/L	1	06-May-2025 13:23
Potassium	36.2		0.0180	0.200	mg/L	1	06-May-2025 13:23
Sodium	729		1.40	20.0	mg/L	100	06-May-2025 14:42
Strontium	4.33		0.0200	0.500	mg/L	100	06-May-2025 14:42
Vanadium	0.000823	J	0.000600	0.00500	mg/L	1	06-May-2025 13:23
Zinc	0.0163		0.00200	0.00400	mg/L	1	06-May-2025 13:23
MERCURY BY SW7470A		Method:SW7470A		Prep:SW7470A / 05-May-2025		Analyst: JS	
Mercury		U	0.0000300	0.000200	mg/L	1	05-May-2025 17:18
HYDROGEN SULFIDE BY E376.1		Method:E376.1				Analyst: CD	
Hydrogen Sulfide		U	0.500	1.00	mg/L	1	28-Apr-2025 10:00
TOTAL DISSOLVED SOLIDS BY SM2540C		Method:M2540C				Analyst: HB	
Total Dissolved Solids (Residue, Filterable)	2,540		3.00	10.0	mg/L	1	28-Apr-2025 10:30
ALKALINITY BY SM2320B		Method:SM2320B				Analyst: DH	
Alkalinity, Bicarbonate (As CaCO3)	14.9		3.00	10.0	mg/L	1	29-Apr-2025 08:04
Alkalinity, Carbonate (As CaCO3)		U	3.00	10.0	mg/L	1	29-Apr-2025 08:04
SULFIDE BY SM4500 S2-F		Method:SM4500 S2-F				Analyst: CD	
Sulfide		U	0.920	5.00	mg/L	1	28-Apr-2025 10:00
PH BY SM4500H+ B		Method:SM4500H+ B				Analyst: SG	
pH	7.93	H	0.100	1.00	pH Units	1	29-Apr-2025 08:04
Temp Deg C @pH	23.2	H	0	0	°C	1	29-Apr-2025 08:04
ANIONS BY SW9056A		Method:SW9056				Analyst: TH	
Bromide	0.450		0.0300	0.100	mg/L	1	30-Apr-2025 23:47
Chloride	1,160		4.00	10.0	mg/L	20	30-Apr-2025 23:53
Sulfate	257		4.00	10.0	mg/L	20	30-Apr-2025 23:53

Note: See Qualifiers Page for a list of qualifiers and their explanation.

Client: Environmental Resources Mgmt.
 Project: Sulphur Dome
 Sample ID: GW-DUP-01
 Collection Date: 21-Apr-2025 00:00

ANALYTICAL REPORT
 WorkOrder:HS25041426
 Lab ID:HS25041426-03
 Matrix:Groundwater

ANALYSES	RESULT	QUAL	MDL	REPORT LIMIT	UNITS	DILUTION FACTOR	DATE ANALYZED
LOW LEVEL VOLATILES BY SW8260C			Method:SW8260		Analyst: AKP		
Benzene	0.00081	J	0.00020	0.0010	mg/L	1	01-May-2025 01:12
Ethylbenzene		U	0.00030	0.0010	mg/L	1	01-May-2025 01:12
m,p-Xylene		U	0.00050	0.0020	mg/L	1	01-May-2025 01:12
o-Xylene		U	0.00030	0.0010	mg/L	1	01-May-2025 01:12
Toluene	0.0046		0.00020	0.0010	mg/L	1	01-May-2025 01:12
Xylenes, Total		U	0.00030	0.0030	mg/L	1	01-May-2025 01:12
<i>Surr: 1,2-Dichloroethane-d4</i>	<i>102</i>			<i>70-126</i>	<i>%REC</i>	<i>1</i>	<i>01-May-2025 01:12</i>
<i>Surr: 4-Bromofluorobenzene</i>	<i>105</i>			<i>77-113</i>	<i>%REC</i>	<i>1</i>	<i>01-May-2025 01:12</i>
<i>Surr: Dibromofluoromethane</i>	<i>99.8</i>			<i>77-123</i>	<i>%REC</i>	<i>1</i>	<i>01-May-2025 01:12</i>
<i>Surr: Toluene-d8</i>	<i>104</i>			<i>82-127</i>	<i>%REC</i>	<i>1</i>	<i>01-May-2025 01:12</i>
MASSACHUSETTS VPH, FEB 2018, REV 2.1			Method:MA VPH		Analyst: LC		
Aliphatics >C6 - C8	0.495		0.00180	0.00500	mg/L	1	30-Apr-2025 17:05
Aliphatics >C8 - C10	0.00142	J	0.000400	0.00500	mg/L	1	30-Apr-2025 17:05
Aromatics >C8 - C10		U	0.000600	0.0200	mg/L	1	30-Apr-2025 17:05
<i>Surr: 2,5-Dibromotoluene (Aliphatic)</i>	<i>83.8</i>			<i>70-130</i>	<i>%REC</i>	<i>1</i>	<i>30-Apr-2025 17:05</i>
<i>Surr: 2,5-Dibromotoluene (Aromatic)</i>	<i>81.4</i>			<i>70-130</i>	<i>%REC</i>	<i>1</i>	<i>30-Apr-2025 17:05</i>
MASSACHUSETTS EPH R2.1, DEC 2019			Method:MA EPH		Prep:SW3510 / 28-Apr-2025		Analyst: SAM
Aliphatics >C10 - C12		U	0.0250	0.100	mg/L	1	29-Apr-2025 15:21
Aliphatics >C12 - C16		U	0.0250	0.100	mg/L	1	29-Apr-2025 15:21
Aliphatics >C16 - C35		U	0.0250	0.100	mg/L	1	29-Apr-2025 15:21
Aromatics >C10 - C12		U	0.0250	0.100	mg/L	1	29-Apr-2025 15:21
Aromatics >C12 - C16		U	0.0250	0.100	mg/L	1	29-Apr-2025 15:21
Aromatics >C16 - C21		U	0.0250	0.100	mg/L	1	29-Apr-2025 15:21
Aromatics >C21 - C35		U	0.0250	0.100	mg/L	1	29-Apr-2025 15:21
<i>Surr: 1-Chlorooctadecane</i>	<i>59.0</i>			<i>40-140</i>	<i>%REC</i>	<i>1</i>	<i>29-Apr-2025 15:21</i>
<i>Surr: 2-Bromonaphthalene</i>	<i>117</i>			<i>40-140</i>	<i>%REC</i>	<i>1</i>	<i>29-Apr-2025 15:21</i>
<i>Surr: 2-Fluorobiphenyl</i>	<i>105</i>			<i>40-140</i>	<i>%REC</i>	<i>1</i>	<i>29-Apr-2025 15:21</i>
<i>Surr: o-Terphenyl</i>	<i>68.5</i>			<i>40-140</i>	<i>%REC</i>	<i>1</i>	<i>29-Apr-2025 15:21</i>

Note: See Qualifiers Page for a list of qualifiers and their explanation.

Client: Environmental Resources Mgmt.
 Project: Sulphur Dome
 Sample ID: GW-DUP-01
 Collection Date: 21-Apr-2025 00:00

ANALYTICAL REPORT
 WorkOrder:HS25041426
 Lab ID:HS25041426-03
 Matrix:Groundwater

ANALYSES	RESULT	QUAL	MDL	REPORT LIMIT	UNITS	DILUTION FACTOR	DATE ANALYZED
ICP-MS METALS BY SW6020A		Method:SW6020A		Prep:SW3010A / 30-Apr-2025		Analyst: MSC	
Arsenic	0.000484	J	0.000400	0.00200	mg/L	1	06-May-2025 15:40
Barium	0.170		0.00190	0.00400	mg/L	1	06-May-2025 15:40
Calcium	111		0.0340	0.500	mg/L	1	06-May-2025 15:40
Chromium	0.00103	J	0.000400	0.00400	mg/L	1	06-May-2025 15:40
Iron	5.08		0.0120	0.200	mg/L	1	06-May-2025 15:40
Lead		U	0.000600	0.00200	mg/L	1	06-May-2025 15:40
Magnesium	13.8		0.0100	0.200	mg/L	1	06-May-2025 15:40
Manganese	0.0328		0.000700	0.00500	mg/L	1	06-May-2025 15:40
Nickel	0.00108	J	0.000600	0.00200	mg/L	1	06-May-2025 15:40
Potassium	35.3		0.0180	0.200	mg/L	1	06-May-2025 15:40
Sodium	653		0.280	4.00	mg/L	20	06-May-2025 15:10
Strontium	4.03		0.00400	0.100	mg/L	20	06-May-2025 15:10
Vanadium		U	0.000600	0.00500	mg/L	1	06-May-2025 15:40
Zinc	0.0153		0.00200	0.00400	mg/L	1	06-May-2025 15:40
MERCURY BY SW7470A		Method:SW7470A		Prep:SW7470A / 05-May-2025		Analyst: JS	
Mercury		U	0.0000300	0.000200	mg/L	1	05-May-2025 17:23
HYDROGEN SULFIDE BY E376.1		Method:E376.1				Analyst: CD	
Hydrogen Sulfide	1.44		0.500	1.00	mg/L	1	28-Apr-2025 10:00
TOTAL DISSOLVED SOLIDS BY SM2540C		Method:M2540C				Analyst: HB	
Total Dissolved Solids (Residue, Filterable)	2,520		3.00	10.0	mg/L	1	28-Apr-2025 10:30
ALKALINITY BY SM2320B		Method:SM2320B				Analyst: DH	
Alkalinity, Bicarbonate (As CaCO3)	16.6		3.00	10.0	mg/L	1	29-Apr-2025 08:16
Alkalinity, Carbonate (As CaCO3)		U	3.00	10.0	mg/L	1	29-Apr-2025 08:16
SULFIDE BY SM4500 S2-F		Method:SM4500 S2-F				Analyst: CD	
Sulfide	1.36	J	0.920	5.00	mg/L	1	28-Apr-2025 10:00
PH BY SM4500H+ B		Method:SM4500H+ B				Analyst: SG	
pH	7.52	H	0.100	1.00	pH Units	1	29-Apr-2025 08:16
Temp Deg C @pH	23.3	H	0	0	°C	1	29-Apr-2025 08:16
ANIONS BY SW9056A		Method:SW9056				Analyst: TH	
Bromide	0.458		0.0300	0.100	mg/L	1	01-May-2025 00:10
Chloride	1,230		4.00	10.0	mg/L	20	01-May-2025 00:16
Sulfate	281		4.00	10.0	mg/L	20	01-May-2025 00:16

Note: See Qualifiers Page for a list of qualifiers and their explanation.

Client: Environmental Resources Mgmt.
 Project: Sulphur Dome
 Sample ID: FB-042125
 Collection Date: 21-Apr-2025 17:30

ANALYTICAL REPORT
 WorkOrder:HS25041426
 Lab ID:HS25041426-04
 Matrix:Water

ANALYSES	RESULT	QUAL	MDL	REPORT LIMIT	UNITS	DILUTION FACTOR	DATE ANALYZED
LOW LEVEL VOLATILES BY SW8260C		Method:SW8260		Analyst: AKP			
Benzene	U		0.00020	0.0010	mg/L	1	30-Apr-2025 23:40
Ethylbenzene	U		0.00030	0.0010	mg/L	1	30-Apr-2025 23:40
m,p-Xylene	U		0.00050	0.0020	mg/L	1	30-Apr-2025 23:40
o-Xylene	U		0.00030	0.0010	mg/L	1	30-Apr-2025 23:40
Toluene	U		0.00020	0.0010	mg/L	1	30-Apr-2025 23:40
Xylenes, Total	U		0.00030	0.0030	mg/L	1	30-Apr-2025 23:40
<i>Surr: 1,2-Dichloroethane-d4</i>	<i>94.9</i>			<i>70-126</i>	<i>%REC</i>	<i>1</i>	<i>30-Apr-2025 23:40</i>
<i>Surr: 4-Bromofluorobenzene</i>	<i>105</i>			<i>77-113</i>	<i>%REC</i>	<i>1</i>	<i>30-Apr-2025 23:40</i>
<i>Surr: Dibromofluoromethane</i>	<i>95.9</i>			<i>77-123</i>	<i>%REC</i>	<i>1</i>	<i>30-Apr-2025 23:40</i>
<i>Surr: Toluene-d8</i>	<i>105</i>			<i>82-127</i>	<i>%REC</i>	<i>1</i>	<i>30-Apr-2025 23:40</i>
MASSACHUSETTS VPH, FEB 2018, REV 2.1		Method:MA VPH		Analyst: LC			
Aliphatics >C6 - C8	U		0.00180	0.00500	mg/L	1	30-Apr-2025 13:52
Aliphatics >C8 - C10	U		0.000400	0.00500	mg/L	1	30-Apr-2025 13:52
Aromatics >C8 - C10	U		0.000600	0.0200	mg/L	1	30-Apr-2025 13:52
<i>Surr: 2,5-Dibromotoluene (Aliphatic)</i>	<i>81.6</i>			<i>70-130</i>	<i>%REC</i>	<i>1</i>	<i>30-Apr-2025 13:52</i>
<i>Surr: 2,5-Dibromotoluene (Aromatic)</i>	<i>79.5</i>			<i>70-130</i>	<i>%REC</i>	<i>1</i>	<i>30-Apr-2025 13:52</i>
MASSACHUSETTS EPH R2.1, DEC 2019		Method:MA EPH		Prep:SW3510 / 28-Apr-2025		Analyst: SAM	
Aliphatics >C10 - C12	U		0.0250	0.100	mg/L	1	29-Apr-2025 15:49
Aliphatics >C12 - C16	U		0.0250	0.100	mg/L	1	29-Apr-2025 15:49
Aliphatics >C16 - C35	U		0.0250	0.100	mg/L	1	29-Apr-2025 15:49
Aromatics >C10 - C12	U		0.0250	0.100	mg/L	1	29-Apr-2025 15:49
Aromatics >C12 - C16	U		0.0250	0.100	mg/L	1	29-Apr-2025 15:49
Aromatics >C16 - C21	U		0.0250	0.100	mg/L	1	29-Apr-2025 15:49
Aromatics >C21 - C35	U		0.0250	0.100	mg/L	1	29-Apr-2025 15:49
<i>Surr: 1-Chlorooctadecane</i>	<i>70.3</i>			<i>40-140</i>	<i>%REC</i>	<i>1</i>	<i>29-Apr-2025 15:49</i>
<i>Surr: 2-Bromonaphthalene</i>	<i>109</i>			<i>40-140</i>	<i>%REC</i>	<i>1</i>	<i>29-Apr-2025 15:49</i>
<i>Surr: 2-Fluorobiphenyl</i>	<i>97.6</i>			<i>40-140</i>	<i>%REC</i>	<i>1</i>	<i>29-Apr-2025 15:49</i>
<i>Surr: o-Terphenyl</i>	<i>85.7</i>			<i>40-140</i>	<i>%REC</i>	<i>1</i>	<i>29-Apr-2025 15:49</i>

Note: See Qualifiers Page for a list of qualifiers and their explanation.

Client: Environmental Resources Mgmt.
 Project: Sulphur Dome
 Sample ID: FB-042125
 Collection Date: 21-Apr-2025 17:30

ANALYTICAL REPORT
 WorkOrder:HS25041426
 Lab ID:HS25041426-04
 Matrix:Water

ANALYSES	RESULT	QUAL	MDL	REPORT LIMIT	UNITS	DILUTION FACTOR	DATE ANALYZED
ICP-MS METALS BY SW6020A		Method:SW6020A		Prep:SW3010A / 30-Apr-2025		Analyst: MSC	
Arsenic	U		0.000400	0.00200	mg/L	1	06-May-2025 13:58
Barium	U		0.00190	0.00400	mg/L	1	06-May-2025 13:58
Calcium	U		0.0340	0.500	mg/L	1	06-May-2025 13:58
Chromium	U		0.000400	0.00400	mg/L	1	06-May-2025 13:58
Iron	U		0.0120	0.200	mg/L	1	06-May-2025 13:58
Lead	U		0.000600	0.00200	mg/L	1	06-May-2025 13:58
Magnesium	0.0164	J	0.0100	0.200	mg/L	1	06-May-2025 13:58
Manganese	U		0.000700	0.00500	mg/L	1	06-May-2025 13:58
Nickel	U		0.000600	0.00200	mg/L	1	06-May-2025 13:58
Potassium	U		0.0180	0.200	mg/L	1	06-May-2025 13:58
Sodium	0.0990	J	0.0140	0.200	mg/L	1	06-May-2025 13:58
Strontium	U		0.000200	0.00500	mg/L	1	06-May-2025 13:58
Vanadium	U		0.000600	0.00500	mg/L	1	06-May-2025 13:58
Zinc	0.00214	J	0.00200	0.00400	mg/L	1	06-May-2025 13:58
MERCURY BY SW7470A		Method:SW7470A		Prep:SW7470A / 05-May-2025		Analyst: JS	
Mercury	U		0.0000300	0.000200	mg/L	1	05-May-2025 17:25
HYDROGEN SULFIDE BY E376.1		Method:E376.1				Analyst: CD	
Hydrogen Sulfide	U		0.500	1.00	mg/L	1	28-Apr-2025 10:00
TOTAL DISSOLVED SOLIDS BY SM2540C		Method:M2540C				Analyst: HB	
Total Dissolved Solids (Residue, Filterable)	U		3.00	10.0	mg/L	1	28-Apr-2025 10:30
ALKALINITY BY SM2320B		Method:SM2320B				Analyst: DH	
Alkalinity, Bicarbonate (As CaCO3)	U		3.00	10.0	mg/L	1	29-Apr-2025 08:21
Alkalinity, Carbonate (As CaCO3)	U		3.00	10.0	mg/L	1	29-Apr-2025 08:21
SULFIDE BY SM4500 S2-F		Method:SM4500 S2-F				Analyst: CD	
Sulfide	U		0.920	5.00	mg/L	1	28-Apr-2025 10:00
PH BY SM4500H+ B		Method:SM4500H+ B				Analyst: SG	
pH	6.49	H	0.100	1.00	pH Units	1	29-Apr-2025 08:21
Temp Deg C @pH	23.4	H	0	0	°C	1	29-Apr-2025 08:21
ANIONS BY SW9056A		Method:SW9056				Analyst: TH	
Bromide	U		0.0300	0.100	mg/L	1	01-May-2025 01:08
Chloride	0.757		0.200	0.500	mg/L	1	01-May-2025 01:08
Sulfate	0.505		0.200	0.500	mg/L	1	01-May-2025 01:08

Note: See Qualifiers Page for a list of qualifiers and their explanation.

Client: Environmental Resources Mgmt.
 Project: Sulphur Dome
 Sample ID: MW-3-200
 Collection Date: 22-Apr-2025 09:05

ANALYTICAL REPORT

WorkOrder:HS25041426
 Lab ID:HS25041426-05
 Matrix:Groundwater

ANALYSES	RESULT	QUAL	MDL	REPORT LIMIT	UNITS	DILUTION FACTOR	DATE ANALYZED
LOW LEVEL VOLATILES BY SW8260C		Method:SW8260		Analyst: AKP			
Benzene	U		0.00020	0.0010	mg/L	1	01-May-2025 01:35
Ethylbenzene	U		0.00030	0.0010	mg/L	1	01-May-2025 01:35
m,p-Xylene	U		0.00050	0.0020	mg/L	1	01-May-2025 01:35
o-Xylene	U		0.00030	0.0010	mg/L	1	01-May-2025 01:35
Toluene	U		0.00020	0.0010	mg/L	1	01-May-2025 01:35
Xylenes, Total	U		0.00030	0.0030	mg/L	1	01-May-2025 01:35
<i>Surr: 1,2-Dichloroethane-d4</i>	96.6			70-126	%REC	1	01-May-2025 01:35
<i>Surr: 4-Bromofluorobenzene</i>	105			77-113	%REC	1	01-May-2025 01:35
<i>Surr: Dibromofluoromethane</i>	97.4			77-123	%REC	1	01-May-2025 01:35
<i>Surr: Toluene-d8</i>	105			82-127	%REC	1	01-May-2025 01:35
MASSACHUSETTS VPH, FEB 2018, REV 2.1		Method:MA VPH		Analyst: LC			
Aliphatics >C6 - C8	U		0.00180	0.00500	mg/L	1	30-Apr-2025 17:44
Aliphatics >C8 - C10	U		0.000400	0.00500	mg/L	1	30-Apr-2025 17:44
Aromatics >C8 - C10	U		0.000600	0.0200	mg/L	1	30-Apr-2025 17:44
<i>Surr: 2,5-Dibromotoluene (Aliphatic)</i>	88.0			70-130	%REC	1	30-Apr-2025 17:44
<i>Surr: 2,5-Dibromotoluene (Aromatic)</i>	85.5			70-130	%REC	1	30-Apr-2025 17:44
MASSACHUSETTS EPH R2.1, DEC 2019		Method:MA EPH		Prep:SW3510 / 28-Apr-2025		Analyst: SAM	
Aliphatics >C10 - C12	U		0.0250	0.100	mg/L	1	29-Apr-2025 16:18
Aliphatics >C12 - C16	U		0.0250	0.100	mg/L	1	29-Apr-2025 16:18
Aliphatics >C16 - C35	U		0.0250	0.100	mg/L	1	29-Apr-2025 16:18
Aromatics >C10 - C12	U		0.0250	0.100	mg/L	1	29-Apr-2025 16:18
Aromatics >C12 - C16	U		0.0250	0.100	mg/L	1	29-Apr-2025 16:18
Aromatics >C16 - C21	U		0.0250	0.100	mg/L	1	29-Apr-2025 16:18
Aromatics >C21 - C35	U		0.0250	0.100	mg/L	1	29-Apr-2025 16:18
<i>Surr: 1-Chlorooctadecane</i>	88.9			40-140	%REC	1	29-Apr-2025 16:18
<i>Surr: 2-Bromonaphthalene</i>	107			40-140	%REC	1	29-Apr-2025 16:18
<i>Surr: 2-Fluorobiphenyl</i>	98.6			40-140	%REC	1	29-Apr-2025 16:18
<i>Surr: o-Terphenyl</i>	82.5			40-140	%REC	1	29-Apr-2025 16:18

Note: See Qualifiers Page for a list of qualifiers and their explanation.

Client: Environmental Resources Mgmt.
 Project: Sulphur Dome
 Sample ID: MW-3-200
 Collection Date: 22-Apr-2025 09:05

ANALYTICAL REPORT
 WorkOrder:HS25041426
 Lab ID:HS25041426-05
 Matrix:Groundwater

ANALYSES	RESULT	QUAL	MDL	REPORT LIMIT	UNITS	DILUTION FACTOR	DATE ANALYZED
ICP-MS METALS BY SW6020A		Method:SW6020A		Prep:SW3010A / 30-Apr-2025		Analyst: MSC	
Arsenic	0.00258		0.000400	0.00200	mg/L	1	06-May-2025 14:00
Barium	0.152		0.00190	0.00400	mg/L	1	06-May-2025 14:00
Calcium	12.0		0.0340	0.500	mg/L	1	06-May-2025 14:00
Chromium	0.000420	J	0.000400	0.00400	mg/L	1	06-May-2025 14:00
Iron	0.497		0.0120	0.200	mg/L	1	06-May-2025 14:00
Lead		U	0.000600	0.00200	mg/L	1	06-May-2025 14:00
Magnesium	1.78		0.0100	0.200	mg/L	1	06-May-2025 14:00
Manganese	0.00922		0.000700	0.00500	mg/L	1	06-May-2025 14:00
Nickel		U	0.000600	0.00200	mg/L	1	06-May-2025 14:00
Potassium	33.5		0.0180	0.200	mg/L	1	06-May-2025 14:00
Sodium	111		0.0140	0.200	mg/L	1	06-May-2025 14:00
Strontium	0.224		0.000200	0.00500	mg/L	1	06-May-2025 14:00
Vanadium		U	0.000600	0.00500	mg/L	1	06-May-2025 14:00
Zinc	0.0102		0.00200	0.00400	mg/L	1	06-May-2025 14:00
MERCURY BY SW7470A		Method:SW7470A		Prep:SW7470A / 05-May-2025		Analyst: JS	
Mercury		U	0.0000300	0.000200	mg/L	1	05-May-2025 17:27
HYDROGEN SULFIDE BY E376.1		Method:E376.1				Analyst: CD	
Hydrogen Sulfide		U	0.500	1.00	mg/L	1	28-Apr-2025 10:00
TOTAL DISSOLVED SOLIDS BY SM2540C		Method:M2540C				Analyst: HB	
Total Dissolved Solids (Residue, Filterable)	376		3.00	10.0	mg/L	1	28-Apr-2025 10:30
ALKALINITY BY SM2320B		Method:SM2320B				Analyst: DH	
Alkalinity, Bicarbonate (As CaCO3)	276		3.00	10.0	mg/L	1	29-Apr-2025 08:27
Alkalinity, Carbonate (As CaCO3)	36.6		3.00	10.0	mg/L	1	29-Apr-2025 08:27
SULFIDE BY SM4500 S2-F		Method:SM4500 S2-F				Analyst: CD	
Sulfide		U	0.920	5.00	mg/L	1	28-Apr-2025 10:00
PH BY SM4500H+ B		Method:SM4500H+ B				Analyst: SG	
pH	8.98	H	0.100	1.00	pH Units	1	29-Apr-2025 08:27
Temp Deg C @pH	23.3	H	0	0	°C	1	29-Apr-2025 08:27
ANIONS BY SW9056A		Method:SW9056				Analyst: TH	
Bromide		U	0.0300	0.100	mg/L	1	01-May-2025 01:14
Chloride	22.5		0.200	0.500	mg/L	1	01-May-2025 01:14
Sulfate	1.79		0.200	0.500	mg/L	1	01-May-2025 01:14

Note: See Qualifiers Page for a list of qualifiers and their explanation.

Client: Environmental Resources Mgmt.
 Project: Sulphur Dome
 Sample ID: MW-1-700
 Collection Date: 22-Apr-2025 11:35

ANALYTICAL REPORT
 WorkOrder:HS25041426
 Lab ID:HS25041426-06
 Matrix:Groundwater

ANALYSES	RESULT	QUAL	MDL	REPORT LIMIT	UNITS	DILUTION FACTOR	DATE ANALYZED
LOW LEVEL VOLATILES BY SW8260C		Method:SW8260		Analyst: AKP			
Benzene	U		0.00020	0.0010	mg/L	1	01-May-2025 01:58
Ethylbenzene	U		0.00030	0.0010	mg/L	1	01-May-2025 01:58
m,p-Xylene	U		0.00050	0.0020	mg/L	1	01-May-2025 01:58
o-Xylene	U		0.00030	0.0010	mg/L	1	01-May-2025 01:58
Toluene	U		0.00020	0.0010	mg/L	1	01-May-2025 01:58
Xylenes, Total	U		0.00030	0.0030	mg/L	1	01-May-2025 01:58
<i>Surr: 1,2-Dichloroethane-d4</i>	98.6			70-126	%REC	1	01-May-2025 01:58
<i>Surr: 4-Bromofluorobenzene</i>	108			77-113	%REC	1	01-May-2025 01:58
<i>Surr: Dibromofluoromethane</i>	98.5			77-123	%REC	1	01-May-2025 01:58
<i>Surr: Toluene-d8</i>	105			82-127	%REC	1	01-May-2025 01:58
MASSACHUSETTS VPH, FEB 2018, REV 2.1		Method:MA VPH		Analyst: LC			
Aliphatics >C6 - C8	U		0.00180	0.00500	mg/L	1	30-Apr-2025 19:40
Aliphatics >C8 - C10	U		0.000400	0.00500	mg/L	1	30-Apr-2025 19:40
Aromatics >C8 - C10	U		0.000600	0.0200	mg/L	1	30-Apr-2025 19:40
<i>Surr: 2,5-Dibromotoluene (Aliphatic)</i>	84.9			70-130	%REC	1	30-Apr-2025 19:40
<i>Surr: 2,5-Dibromotoluene (Aromatic)</i>	82.6			70-130	%REC	1	30-Apr-2025 19:40
MASSACHUSETTS EPH R2.1, DEC 2019		Method:MA EPH		Prep:SW3510 / 28-Apr-2025		Analyst: SAM	
Aliphatics >C10 - C12	U		0.0250	0.100	mg/L	1	29-Apr-2025 16:47
Aliphatics >C12 - C16	U		0.0250	0.100	mg/L	1	29-Apr-2025 16:47
Aliphatics >C16 - C35	U		0.0250	0.100	mg/L	1	29-Apr-2025 16:47
Aromatics >C10 - C12	U		0.0250	0.100	mg/L	1	29-Apr-2025 16:47
Aromatics >C12 - C16	U		0.0250	0.100	mg/L	1	29-Apr-2025 16:47
Aromatics >C16 - C21	U		0.0250	0.100	mg/L	1	29-Apr-2025 16:47
Aromatics >C21 - C35	U		0.0250	0.100	mg/L	1	29-Apr-2025 16:47
<i>Surr: 1-Chlorooctadecane</i>	80.4			40-140	%REC	1	29-Apr-2025 16:47
<i>Surr: 2-Bromonaphthalene</i>	82.0			40-140	%REC	1	29-Apr-2025 16:47
<i>Surr: 2-Fluorobiphenyl</i>	104			40-140	%REC	1	29-Apr-2025 16:47
<i>Surr: o-Terphenyl</i>	76.0			40-140	%REC	1	29-Apr-2025 16:47

Note: See Qualifiers Page for a list of qualifiers and their explanation.

Client: Environmental Resources Mgmt.
 Project: Sulphur Dome
 Sample ID: MW-1-700
 Collection Date: 22-Apr-2025 11:35

ANALYTICAL REPORT
 WorkOrder:HS25041426
 Lab ID:HS25041426-06
 Matrix:Groundwater

ANALYSES	RESULT	QUAL	MDL	REPORT LIMIT	UNITS	DILUTION FACTOR	DATE ANALYZED
DISSOLVED METALS BY SW6020A		Method:SW6020A (dissolved)			Prep:SW3010A / 01-May-2025		Analyst: MSC
Arsenic	0.000535	J	0.000400	0.00200	mg/L	1	06-May-2025 15:59
Barium	0.0697		0.00190	0.00400	mg/L	1	06-May-2025 15:59
Calcium	1.84		0.0340	0.500	mg/L	1	06-May-2025 15:59
Chromium	U		0.000400	0.00400	mg/L	1	06-May-2025 15:59
Iron	0.0607	J	0.0120	0.200	mg/L	1	06-May-2025 15:59
Lead	0.00161	J	0.000600	0.00200	mg/L	1	06-May-2025 15:59
Magnesium	0.313		0.0100	0.200	mg/L	1	06-May-2025 15:59
Manganese	0.00146	J	0.000700	0.00500	mg/L	1	06-May-2025 15:59
Nickel	U		0.000600	0.00200	mg/L	1	06-May-2025 15:59
Potassium	2.20		0.0180	0.200	mg/L	1	06-May-2025 15:59
Sodium	160		1.40	20.0	mg/L	100	07-May-2025 15:46
Strontium	0.0675		0.000200	0.00500	mg/L	1	06-May-2025 15:59
Vanadium	U		0.000600	0.00500	mg/L	1	06-May-2025 15:59
Zinc	0.0221		0.00200	0.00400	mg/L	1	06-May-2025 15:59
DISSOLVED MERCURY BY SW7470A		Method:SW7470A (dissolved)			Prep:SW7470A / 05-May-2025		Analyst: JS
Mercury	U		0.0000300	0.000200	mg/L	1	05-May-2025 15:49
HYDROGEN SULFIDE BY E376.1		Method:E376.1			Analyst: CD		
Hydrogen Sulfide	U		0.500	1.00	mg/L	1	28-Apr-2025 10:00
TOTAL DISSOLVED SOLIDS BY SM2540C		Method:M2540C			Analyst: HB		
Total Dissolved Solids (Residue, Filterable)	444		3.00	10.0	mg/L	1	28-Apr-2025 10:30
ALKALINITY BY SM2320B		Method:SM2320B			Analyst: DH		
Alkalinity, Bicarbonate (As CaCO3)	237		3.00	10.0	mg/L	1	29-Apr-2025 08:46
Alkalinity, Carbonate (As CaCO3)	50.6		3.00	10.0	mg/L	1	29-Apr-2025 08:46
SULFIDE BY SM4500 S2-F		Method:SM4500 S2-F			Analyst: CD		
Sulfide	U		0.920	5.00	mg/L	1	28-Apr-2025 10:00
PH BY SM4500H+ B		Method:SM4500H+ B			Analyst: SG		
pH	9.26	H	0.100	1.00	pH Units	1	29-Apr-2025 08:46
Temp Deg C @pH	23.2	H	0	0	°C	1	29-Apr-2025 08:46
ANIONS BY SW9056A		Method:SW9056			Analyst: TH		
Bromide	U		0.0300	0.100	mg/L	1	01-May-2025 01:20
Chloride	102		0.400	1.00	mg/L	2	01-May-2025 12:56
Sulfate	0.309	J	0.200	0.500	mg/L	1	01-May-2025 01:20

Note: See Qualifiers Page for a list of qualifiers and their explanation.

Client: Environmental Resources Mgmt.
 Project: Sulphur Dome
 Sample ID: MW-1-500
 Collection Date: 22-Apr-2025 14:00

ANALYTICAL REPORT

WorkOrder:HS25041426
 Lab ID:HS25041426-07
 Matrix:Groundwater

ANALYSES	RESULT	QUAL	MDL	REPORT LIMIT	UNITS	DILUTION FACTOR	DATE ANALYZED
LOW LEVEL VOLATILES BY SW8260C		Method:SW8260		Analyst: AKP			
Benzene	U		0.00020	0.0010	mg/L	1	01-May-2025 02:20
Ethylbenzene	U		0.00030	0.0010	mg/L	1	01-May-2025 02:20
m,p-Xylene	U		0.00050	0.0020	mg/L	1	01-May-2025 02:20
o-Xylene	U		0.00030	0.0010	mg/L	1	01-May-2025 02:20
Toluene	U		0.00020	0.0010	mg/L	1	01-May-2025 02:20
Xylenes, Total	U		0.00030	0.0030	mg/L	1	01-May-2025 02:20
<i>Surr: 1,2-Dichloroethane-d4</i>	96.3			70-126	%REC	1	01-May-2025 02:20
<i>Surr: 4-Bromofluorobenzene</i>	105			77-113	%REC	1	01-May-2025 02:20
<i>Surr: Dibromofluoromethane</i>	97.1			77-123	%REC	1	01-May-2025 02:20
<i>Surr: Toluene-d8</i>	105			82-127	%REC	1	01-May-2025 02:20
MASSACHUSETTS VPH, FEB 2018, REV 2.1		Method:MA VPH		Analyst: LC			
Aliphatics >C6 - C8	U		0.00180	0.00500	mg/L	1	30-Apr-2025 20:19
Aliphatics >C8 - C10	U		0.000400	0.00500	mg/L	1	30-Apr-2025 20:19
Aromatics >C8 - C10	U		0.000600	0.0200	mg/L	1	30-Apr-2025 20:19
<i>Surr: 2,5-Dibromotoluene (Aliphatic)</i>	81.9			70-130	%REC	1	30-Apr-2025 20:19
<i>Surr: 2,5-Dibromotoluene (Aromatic)</i>	80.1			70-130	%REC	1	30-Apr-2025 20:19
MASSACHUSETTS EPH R2.1, DEC 2019		Method:MA EPH		Prep:SW3510 / 28-Apr-2025		Analyst: SAM	
Aliphatics >C10 - C12	U		0.0250	0.100	mg/L	1	29-Apr-2025 17:16
Aliphatics >C12 - C16	U		0.0250	0.100	mg/L	1	29-Apr-2025 17:16
Aliphatics >C16 - C35	U		0.0250	0.100	mg/L	1	29-Apr-2025 17:16
Aromatics >C10 - C12	U		0.0250	0.100	mg/L	1	29-Apr-2025 17:16
Aromatics >C12 - C16	U		0.0250	0.100	mg/L	1	29-Apr-2025 17:16
Aromatics >C16 - C21	U		0.0250	0.100	mg/L	1	29-Apr-2025 17:16
Aromatics >C21 - C35	U		0.0250	0.100	mg/L	1	29-Apr-2025 17:16
<i>Surr: 1-Chlorooctadecane</i>	74.8			40-140	%REC	1	29-Apr-2025 17:16
<i>Surr: 2-Bromonaphthalene</i>	105			40-140	%REC	1	29-Apr-2025 17:16
<i>Surr: 2-Fluorobiphenyl</i>	94.0			40-140	%REC	1	29-Apr-2025 17:16
<i>Surr: o-Terphenyl</i>	74.9			40-140	%REC	1	29-Apr-2025 17:16

Note: See Qualifiers Page for a list of qualifiers and their explanation.

Client: Environmental Resources Mgmt.
 Project: Sulphur Dome
 Sample ID: MW-1-500
 Collection Date: 22-Apr-2025 14:00

ANALYTICAL REPORT
 WorkOrder:HS25041426
 Lab ID:HS25041426-07
 Matrix:Groundwater

ANALYSES	RESULT	QUAL	MDL	REPORT LIMIT	UNITS	DILUTION FACTOR	DATE ANALYZED
DISSOLVED METALS BY SW6020A		Method:SW6020A (dissolved)			Prep:SW3010A / 01-May-2025		Analyst: MSC
Arsenic		U	0.000400	0.00200	mg/L	1	06-May-2025 16:01
Barium	0.226		0.00190	0.00400	mg/L	1	06-May-2025 16:01
Calcium	9.18		0.0340	0.500	mg/L	1	06-May-2025 16:01
Chromium		U	0.000400	0.00400	mg/L	1	06-May-2025 16:01
Iron		U	0.0120	0.200	mg/L	1	06-May-2025 16:01
Lead		U	0.000600	0.00200	mg/L	1	06-May-2025 16:01
Magnesium	3.66		0.0100	0.200	mg/L	1	06-May-2025 16:01
Manganese	0.0224		0.000700	0.00500	mg/L	1	06-May-2025 16:01
Nickel	0.00103	J	0.000600	0.00200	mg/L	1	06-May-2025 16:01
Potassium	7.16		0.0180	0.200	mg/L	1	06-May-2025 16:01
Sodium	47.2		0.0140	0.200	mg/L	1	06-May-2025 16:01
Strontium	0.220		0.000200	0.00500	mg/L	1	06-May-2025 16:01
Vanadium		U	0.000600	0.00500	mg/L	1	06-May-2025 16:01
Zinc		U	0.00200	0.00400	mg/L	1	06-May-2025 16:01
DISSOLVED MERCURY BY SW7470A		Method:SW7470A (dissolved)			Prep:SW7470A / 05-May-2025		Analyst: JS
Mercury		U	0.0000300	0.000200	mg/L	1	05-May-2025 15:50
HYDROGEN SULFIDE BY E376.1		Method:E376.1					Analyst: CD
Hydrogen Sulfide		U	0.500	1.00	mg/L	1	28-Apr-2025 10:00
TOTAL DISSOLVED SOLIDS BY SM2540C		Method:M2540C					Analyst: HB
Total Dissolved Solids (Residue, Filterable)	218		3.00	10.0	mg/L	1	28-Apr-2025 10:30
ALKALINITY BY SM2320B		Method:SM2320B					Analyst: DH
Alkalinity, Bicarbonate (As CaCO3)	129		3.00	10.0	mg/L	1	29-Apr-2025 08:51
Alkalinity, Carbonate (As CaCO3)	9.60	J	3.00	10.0	mg/L	1	29-Apr-2025 08:51
SULFIDE BY SM4500 S2-F		Method:SM4500 S2-F					Analyst: CD
Sulfide		U	0.920	5.00	mg/L	1	28-Apr-2025 10:00
PH BY SM4500H+ B		Method:SM4500H+ B					Analyst: SG
pH	8.66	H	0.100	1.00	pH Units	1	29-Apr-2025 08:51
Temp Deg C @pH	23.2	H	0	0	°C	1	29-Apr-2025 08:51
ANIONS BY SW9056A		Method:SW9056					Analyst: TH
Bromide		U	0.0300	0.100	mg/L	1	01-May-2025 01:26
Chloride	22.8		0.200	0.500	mg/L	1	01-May-2025 01:26
Sulfate	0.214	J	0.200	0.500	mg/L	1	01-May-2025 01:26

Note: See Qualifiers Page for a list of qualifiers and their explanation.

Client: Environmental Resources Mgmt.
 Project: Sulphur Dome
 Sample ID: MW-1-200
 Collection Date: 22-Apr-2025 15:20

ANALYTICAL REPORT
 WorkOrder:HS25041426
 Lab ID:HS25041426-08
 Matrix:Groundwater

ANALYSES	RESULT	QUAL	MDL	REPORT LIMIT	UNITS	DILUTION FACTOR	DATE ANALYZED
LOW LEVEL VOLATILES BY SW8260C		Method:SW8260		Analyst: AKP			
Benzene	U		0.00020	0.0010	mg/L	1	01-May-2025 02:43
Ethylbenzene	U		0.00030	0.0010	mg/L	1	01-May-2025 02:43
m,p-Xylene	U		0.00050	0.0020	mg/L	1	01-May-2025 02:43
o-Xylene	U		0.00030	0.0010	mg/L	1	01-May-2025 02:43
Toluene	U		0.00020	0.0010	mg/L	1	01-May-2025 02:43
Xylenes, Total	U		0.00030	0.0030	mg/L	1	01-May-2025 02:43
<i>Surr: 1,2-Dichloroethane-d4</i>	96.9			70-126	%REC	1	01-May-2025 02:43
<i>Surr: 4-Bromofluorobenzene</i>	104			77-113	%REC	1	01-May-2025 02:43
<i>Surr: Dibromofluoromethane</i>	96.8			77-123	%REC	1	01-May-2025 02:43
<i>Surr: Toluene-d8</i>	105			82-127	%REC	1	01-May-2025 02:43
MASSACHUSETTS VPH, FEB 2018, REV 2.1		Method:MA VPH		Analyst: LC			
Aliphatics >C6 - C8	U		0.00180	0.00500	mg/L	1	30-Apr-2025 20:57
Aliphatics >C8 - C10	U		0.000400	0.00500	mg/L	1	30-Apr-2025 20:57
Aromatics >C8 - C10	U		0.000600	0.0200	mg/L	1	30-Apr-2025 20:57
<i>Surr: 2,5-Dibromotoluene (Aliphatic)</i>	88.9			70-130	%REC	1	30-Apr-2025 20:57
<i>Surr: 2,5-Dibromotoluene (Aromatic)</i>	86.6			70-130	%REC	1	30-Apr-2025 20:57
MASSACHUSETTS EPH R2.1, DEC 2019		Method:MA EPH		Prep:SW3510 / 28-Apr-2025		Analyst: SAM	
Aliphatics >C10 - C12	U		0.0250	0.100	mg/L	1	29-Apr-2025 18:42
Aliphatics >C12 - C16	U		0.0250	0.100	mg/L	1	29-Apr-2025 18:42
Aliphatics >C16 - C35	U		0.0250	0.100	mg/L	1	29-Apr-2025 18:42
Aromatics >C10 - C12	U		0.0250	0.100	mg/L	1	29-Apr-2025 18:42
Aromatics >C12 - C16	U		0.0250	0.100	mg/L	1	29-Apr-2025 18:42
Aromatics >C16 - C21	U		0.0250	0.100	mg/L	1	29-Apr-2025 18:42
Aromatics >C21 - C35	U		0.0250	0.100	mg/L	1	29-Apr-2025 18:42
<i>Surr: 1-Chlorooctadecane</i>	71.2			40-140	%REC	1	29-Apr-2025 18:42
<i>Surr: 2-Bromonaphthalene</i>	106			40-140	%REC	1	29-Apr-2025 18:42
<i>Surr: 2-Fluorobiphenyl</i>	94.8			40-140	%REC	1	29-Apr-2025 18:42
<i>Surr: o-Terphenyl</i>	82.9			40-140	%REC	1	29-Apr-2025 18:42

Note: See Qualifiers Page for a list of qualifiers and their explanation.

Client: Environmental Resources Mgmt.
 Project: Sulphur Dome
 Sample ID: MW-1-200
 Collection Date: 22-Apr-2025 15:20

ANALYTICAL REPORT
 WorkOrder:HS25041426
 Lab ID:HS25041426-08
 Matrix:Groundwater

ANALYSES	RESULT	QUAL	MDL	REPORT LIMIT	UNITS	DILUTION FACTOR	DATE ANALYZED
ICP-MS METALS BY SW6020A		Method:SW6020A		Prep:SW3010A / 30-Apr-2025		Analyst: MSC	
Arsenic	0.00770		0.000400	0.00200	mg/L	1	06-May-2025 14:02
Barium	0.234		0.00190	0.00400	mg/L	1	06-May-2025 14:02
Calcium	15.3		0.0340	0.500	mg/L	1	06-May-2025 14:02
Chromium	U		0.000400	0.00400	mg/L	1	06-May-2025 14:02
Iron	0.158	J	0.0120	0.200	mg/L	1	06-May-2025 14:02
Lead	U		0.000600	0.00200	mg/L	1	06-May-2025 14:02
Magnesium	9.08		0.0100	0.200	mg/L	1	06-May-2025 14:02
Manganese	0.0314		0.000700	0.00500	mg/L	1	06-May-2025 14:02
Nickel	U		0.000600	0.00200	mg/L	1	06-May-2025 14:02
Potassium	1.71		0.0180	0.200	mg/L	1	06-May-2025 14:02
Sodium	94.5		0.0140	0.200	mg/L	1	06-May-2025 14:02
Strontium	0.234		0.000200	0.00500	mg/L	1	06-May-2025 14:02
Vanadium	U		0.000600	0.00500	mg/L	1	06-May-2025 14:02
Zinc	U		0.00200	0.00400	mg/L	1	06-May-2025 14:02
MERCURY BY SW7470A		Method:SW7470A		Prep:SW7470A / 05-May-2025		Analyst: JS	
Mercury	U		0.0000300	0.000200	mg/L	1	05-May-2025 17:28
HYDROGEN SULFIDE BY E376.1		Method:E376.1				Analyst: CD	
Hydrogen Sulfide	U		0.500	1.00	mg/L	1	28-Apr-2025 10:00
TOTAL DISSOLVED SOLIDS BY SM2540C		Method:M2540C				Analyst: HB	
Total Dissolved Solids (Residue, Filterable)	298		3.00	10.0	mg/L	1	28-Apr-2025 10:30
ALKALINITY BY SM2320B		Method:SM2320B				Analyst: DH	
Alkalinity, Bicarbonate (As CaCO3)	241		3.00	10.0	mg/L	1	29-Apr-2025 08:58
Alkalinity, Carbonate (As CaCO3)	27.8		3.00	10.0	mg/L	1	29-Apr-2025 08:58
SULFIDE BY SM4500 S2-F		Method:SM4500 S2-F				Analyst: CD	
Sulfide	U		0.920	5.00	mg/L	1	28-Apr-2025 10:00
PH BY SM4500H+ B		Method:SM4500H+ B				Analyst: SG	
pH	8.84	H	0.100	1.00	pH Units	1	29-Apr-2025 08:58
Temp Deg C @pH	23.2	H	0	0	°C	1	29-Apr-2025 08:58
ANIONS BY SW9056A		Method:SW9056				Analyst: TH	
Bromide	U		0.0300	0.100	mg/L	1	01-May-2025 01:32
Chloride	35.0		0.200	0.500	mg/L	1	01-May-2025 01:32
Sulfate	U		0.200	0.500	mg/L	1	01-May-2025 01:32

Note: See Qualifiers Page for a list of qualifiers and their explanation.

Client: Environmental Resources Mgmt.
 Project: Sulphur Dome
 Sample ID: FB-042225
 Collection Date: 22-Apr-2025 15:30

ANALYTICAL REPORT
 WorkOrder:HS25041426
 Lab ID:HS25041426-09
 Matrix:Water

ANALYSES	RESULT	QUAL	MDL	REPORT LIMIT	UNITS	DILUTION FACTOR	DATE ANALYZED
LOW LEVEL VOLATILES BY SW8260C		Method:SW8260		Analyst: AKP			
Benzene	U		0.00020	0.0010	mg/L	1	01-May-2025 00:03
Ethylbenzene	U		0.00030	0.0010	mg/L	1	01-May-2025 00:03
m,p-Xylene	U		0.00050	0.0020	mg/L	1	01-May-2025 00:03
o-Xylene	U		0.00030	0.0010	mg/L	1	01-May-2025 00:03
Toluene	U		0.00020	0.0010	mg/L	1	01-May-2025 00:03
Xylenes, Total	U		0.00030	0.0030	mg/L	1	01-May-2025 00:03
<i>Surr: 1,2-Dichloroethane-d4</i>	<i>98.4</i>			<i>70-126</i>	<i>%REC</i>	<i>1</i>	<i>01-May-2025 00:03</i>
<i>Surr: 4-Bromofluorobenzene</i>	<i>108</i>			<i>77-113</i>	<i>%REC</i>	<i>1</i>	<i>01-May-2025 00:03</i>
<i>Surr: Dibromofluoromethane</i>	<i>96.7</i>			<i>77-123</i>	<i>%REC</i>	<i>1</i>	<i>01-May-2025 00:03</i>
<i>Surr: Toluene-d8</i>	<i>107</i>			<i>82-127</i>	<i>%REC</i>	<i>1</i>	<i>01-May-2025 00:03</i>
MASSACHUSETTS VPH, FEB 2018, REV 2.1		Method:MA VPH		Analyst: LC			
Aliphatics >C6 - C8	U		0.00180	0.00500	mg/L	1	30-Apr-2025 14:30
Aliphatics >C8 - C10	U		0.000400	0.00500	mg/L	1	30-Apr-2025 14:30
Aromatics >C8 - C10	U		0.000600	0.0200	mg/L	1	30-Apr-2025 14:30
<i>Surr: 2,5-Dibromotoluene (Aliphatic)</i>	<i>87.0</i>			<i>70-130</i>	<i>%REC</i>	<i>1</i>	<i>30-Apr-2025 14:30</i>
<i>Surr: 2,5-Dibromotoluene (Aromatic)</i>	<i>84.7</i>			<i>70-130</i>	<i>%REC</i>	<i>1</i>	<i>30-Apr-2025 14:30</i>
MASSACHUSETTS EPH R2.1, DEC 2019		Method:MA EPH		Prep:SW3510 / 28-Apr-2025		Analyst: SAM	
Aliphatics >C10 - C12	U		0.0250	0.100	mg/L	1	29-Apr-2025 19:11
Aliphatics >C12 - C16	U		0.0250	0.100	mg/L	1	29-Apr-2025 19:11
Aliphatics >C16 - C35	U		0.0250	0.100	mg/L	1	29-Apr-2025 19:11
Aromatics >C10 - C12	U		0.0250	0.100	mg/L	1	29-Apr-2025 19:11
Aromatics >C12 - C16	U		0.0250	0.100	mg/L	1	29-Apr-2025 19:11
Aromatics >C16 - C21	U		0.0250	0.100	mg/L	1	29-Apr-2025 19:11
Aromatics >C21 - C35	U		0.0250	0.100	mg/L	1	29-Apr-2025 19:11
<i>Surr: 1-Chlorooctadecane</i>	<i>88.0</i>			<i>40-140</i>	<i>%REC</i>	<i>1</i>	<i>29-Apr-2025 19:11</i>
<i>Surr: 2-Bromonaphthalene</i>	<i>112</i>			<i>40-140</i>	<i>%REC</i>	<i>1</i>	<i>29-Apr-2025 19:11</i>
<i>Surr: 2-Fluorobiphenyl</i>	<i>101</i>			<i>40-140</i>	<i>%REC</i>	<i>1</i>	<i>29-Apr-2025 19:11</i>
<i>Surr: o-Terphenyl</i>	<i>76.5</i>			<i>40-140</i>	<i>%REC</i>	<i>1</i>	<i>29-Apr-2025 19:11</i>

Note: See Qualifiers Page for a list of qualifiers and their explanation.

Client: Environmental Resources Mgmt.
 Project: Sulphur Dome
 Sample ID: FB-042225
 Collection Date: 22-Apr-2025 15:30

ANALYTICAL REPORT
 WorkOrder:HS25041426
 Lab ID:HS25041426-09
 Matrix:Water

ANALYSES	RESULT	QUAL	MDL	REPORT LIMIT	UNITS	DILUTION FACTOR	DATE ANALYZED
ICP-MS METALS BY SW6020A		Method:SW6020A		Prep:SW3010A / 30-Apr-2025		Analyst: MSC	
Arsenic	U		0.000400	0.00200	mg/L	1	06-May-2025 14:05
Barium	U		0.00190	0.00400	mg/L	1	06-May-2025 14:05
Calcium	U		0.0340	0.500	mg/L	1	06-May-2025 14:05
Chromium	U		0.000400	0.00400	mg/L	1	06-May-2025 14:05
Iron	U		0.0120	0.200	mg/L	1	06-May-2025 14:05
Lead	U		0.000600	0.00200	mg/L	1	06-May-2025 14:05
Magnesium	0.0169	J	0.0100	0.200	mg/L	1	06-May-2025 14:05
Manganese	U		0.000700	0.00500	mg/L	1	06-May-2025 14:05
Nickel	U		0.000600	0.00200	mg/L	1	06-May-2025 14:05
Potassium	U		0.0180	0.200	mg/L	1	06-May-2025 14:05
Sodium	0.790		0.0140	0.200	mg/L	1	06-May-2025 14:05
Strontium	0.000272	J	0.000200	0.00500	mg/L	1	06-May-2025 14:05
Vanadium	U		0.000600	0.00500	mg/L	1	06-May-2025 14:05
Zinc	0.00402		0.00200	0.00400	mg/L	1	06-May-2025 14:05
MERCURY BY SW7470A		Method:SW7470A		Prep:SW7470A / 05-May-2025		Analyst: JS	
Mercury	U		0.0000300	0.000200	mg/L	1	05-May-2025 17:30
HYDROGEN SULFIDE BY E376.1		Method:E376.1				Analyst: CD	
Hydrogen Sulfide	U		0.500	1.00	mg/L	1	28-Apr-2025 10:00
TOTAL DISSOLVED SOLIDS BY SM2540C		Method:M2540C				Analyst: HB	
Total Dissolved Solids (Residue, Filterable)	U		3.00	10.0	mg/L	1	28-Apr-2025 10:30
ALKALINITY BY SM2320B		Method:SM2320B				Analyst: DH	
Alkalinity, Bicarbonate (As CaCO3)	U		3.00	10.0	mg/L	1	29-Apr-2025 09:02
Alkalinity, Carbonate (As CaCO3)	U		3.00	10.0	mg/L	1	29-Apr-2025 09:02
SULFIDE BY SM4500 S2-F		Method:SM4500 S2-F				Analyst: CD	
Sulfide	U		0.920	5.00	mg/L	1	28-Apr-2025 10:00
PH BY SM4500H+ B		Method:SM4500H+ B				Analyst: SG	
pH	6.08	H	0.100	1.00	pH Units	1	29-Apr-2025 09:02
Temp Deg C @pH	23.3	H	0	0	°C	1	29-Apr-2025 09:02
ANIONS BY SW9056A		Method:SW9056				Analyst: TH	
Bromide	U		0.0300	0.100	mg/L	1	01-May-2025 01:38
Chloride	0.273	J	0.200	0.500	mg/L	1	01-May-2025 01:38
Sulfate	0.207	J	0.200	0.500	mg/L	1	01-May-2025 01:38

Note: See Qualifiers Page for a list of qualifiers and their explanation.

Client: Environmental Resources Mgmt.
 Project: Sulphur Dome
 Sample ID: MW-2-500
 Collection Date: 23-Apr-2025 08:50

ANALYTICAL REPORT
 WorkOrder:HS25041426
 Lab ID:HS25041426-10
 Matrix:Groundwater

ANALYSES	RESULT	QUAL	MDL	REPORT LIMIT	UNITS	DILUTION FACTOR	DATE ANALYZED
LOW LEVEL VOLATILES BY SW8260C		Method:SW8260		Analyst: AKP			
Benzene	U		0.00028	0.0020	mg/L	1	01-May-2025 15:39
Ethylbenzene	U		0.00033	0.0020	mg/L	1	01-May-2025 15:39
m,p-Xylene	U		0.00061	0.0040	mg/L	1	01-May-2025 15:39
o-Xylene	0.00080	J	0.00031	0.0020	mg/L	1	01-May-2025 15:39
Toluene	0.00044	J	0.00033	0.0020	mg/L	1	01-May-2025 15:39
Xylenes, Total	U		0.00092	0.0030	mg/L	1	01-May-2025 15:39
<i>Surr: 1,2-Dichloroethane-d4</i>	<i>85.7</i>			<i>70-126</i>	<i>%REC</i>	<i>1</i>	<i>01-May-2025 15:39</i>
<i>Surr: 4-Bromofluorobenzene</i>	<i>93.6</i>			<i>77-113</i>	<i>%REC</i>	<i>1</i>	<i>01-May-2025 15:39</i>
<i>Surr: Dibromofluoromethane</i>	<i>92.3</i>			<i>77-123</i>	<i>%REC</i>	<i>1</i>	<i>01-May-2025 15:39</i>
<i>Surr: Toluene-d8</i>	<i>103</i>			<i>82-127</i>	<i>%REC</i>	<i>1</i>	<i>01-May-2025 15:39</i>
MASSACHUSETTS VPH, FEB 2018, REV 2.1		Method:MA VPH		Analyst: LC			
Aliphatics >C6 - C8	U		0.00180	0.00500	mg/L	1	30-Apr-2025 21:36
Aliphatics >C8 - C10	U		0.000400	0.00500	mg/L	1	30-Apr-2025 21:36
Aromatics >C8 - C10	U		0.000600	0.0200	mg/L	1	30-Apr-2025 21:36
<i>Surr: 2,5-Dibromotoluene (Aliphatic)</i>	<i>90.6</i>			<i>70-130</i>	<i>%REC</i>	<i>1</i>	<i>30-Apr-2025 21:36</i>
<i>Surr: 2,5-Dibromotoluene (Aromatic)</i>	<i>88.5</i>			<i>70-130</i>	<i>%REC</i>	<i>1</i>	<i>30-Apr-2025 21:36</i>
MASSACHUSETTS EPH R2.1, DEC 2019		Method:MA EPH		Prep:SW3510 / 28-Apr-2025		Analyst: SAM	
Aliphatics >C10 - C12	U		0.0250	0.100	mg/L	1	29-Apr-2025 19:40
Aliphatics >C12 - C16	U		0.0250	0.100	mg/L	1	29-Apr-2025 19:40
Aliphatics >C16 - C35	U		0.0250	0.100	mg/L	1	29-Apr-2025 19:40
Aromatics >C10 - C12	U		0.0250	0.100	mg/L	1	29-Apr-2025 19:40
Aromatics >C12 - C16	U		0.0250	0.100	mg/L	1	29-Apr-2025 19:40
Aromatics >C16 - C21	U		0.0250	0.100	mg/L	1	29-Apr-2025 19:40
Aromatics >C21 - C35	U		0.0250	0.100	mg/L	1	29-Apr-2025 19:40
<i>Surr: 1-Chlorooctadecane</i>	<i>58.4</i>			<i>40-140</i>	<i>%REC</i>	<i>1</i>	<i>29-Apr-2025 19:40</i>
<i>Surr: 2-Bromonaphthalene</i>	<i>124</i>			<i>40-140</i>	<i>%REC</i>	<i>1</i>	<i>29-Apr-2025 19:40</i>
<i>Surr: 2-Fluorobiphenyl</i>	<i>110</i>			<i>40-140</i>	<i>%REC</i>	<i>1</i>	<i>29-Apr-2025 19:40</i>
<i>Surr: o-Terphenyl</i>	<i>88.7</i>			<i>40-140</i>	<i>%REC</i>	<i>1</i>	<i>29-Apr-2025 19:40</i>

Note: See Qualifiers Page for a list of qualifiers and their explanation.

Client: Environmental Resources Mgmt.
 Project: Sulphur Dome
 Sample ID: MW-2-500
 Collection Date: 23-Apr-2025 08:50

ANALYTICAL REPORT
 WorkOrder:HS25041426
 Lab ID:HS25041426-10
 Matrix:Groundwater

ANALYSES	RESULT	QUAL	MDL	REPORT LIMIT	UNITS	DILUTION FACTOR	DATE ANALYZED
DISSOLVED METALS BY SW6020A		Method:SW6020A (dissolved)			Prep:SW3010A / 01-May-2025		Analyst: MSC
Arsenic	0.00115	J	0.000400	0.00200	mg/L	1	06-May-2025 16:04
Barium	0.146		0.00190	0.00400	mg/L	1	06-May-2025 16:04
Calcium	13.0		0.0340	0.500	mg/L	1	06-May-2025 16:04
Chromium		U	0.000400	0.00400	mg/L	1	06-May-2025 16:04
Iron	1.36		0.0120	0.200	mg/L	1	06-May-2025 16:04
Lead		U	0.000600	0.00200	mg/L	1	06-May-2025 16:04
Magnesium	1.95		0.0100	0.200	mg/L	1	06-May-2025 16:04
Manganese	0.0391		0.000700	0.00500	mg/L	1	06-May-2025 16:04
Nickel	0.000809	J	0.000600	0.00200	mg/L	1	06-May-2025 16:04
Potassium	31.7		0.0180	0.200	mg/L	1	06-May-2025 16:04
Sodium	59.4		0.0140	0.200	mg/L	1	06-May-2025 16:04
Strontium	0.413		0.000200	0.00500	mg/L	1	06-May-2025 16:04
Vanadium		U	0.000600	0.00500	mg/L	1	06-May-2025 16:04
Zinc	0.00267	J	0.00200	0.00400	mg/L	1	06-May-2025 16:04
DISSOLVED MERCURY BY SW7470A		Method:SW7470A (dissolved)			Prep:SW7470A / 05-May-2025		Analyst: JS
Mercury		U	0.0000300	0.000200	mg/L	1	05-May-2025 15:52
HYDROGEN SULFIDE BY E376.1		Method:E376.1			Analyst: CD		
Hydrogen Sulfide		U	0.500	1.00	mg/L	1	28-Apr-2025 10:00
TOTAL DISSOLVED SOLIDS BY SM2540C		Method:M2540C			Analyst: HB		
Total Dissolved Solids (Residue, Filterable)	334		3.00	10.0	mg/L	1	28-Apr-2025 12:00
ALKALINITY BY SM2320B		Method:SM2320B			Analyst: DH		
Alkalinity, Bicarbonate (As CaCO3)	117		3.00	10.0	mg/L	1	29-Apr-2025 09:07
Alkalinity, Carbonate (As CaCO3)	58.4		3.00	10.0	mg/L	1	29-Apr-2025 09:07
SULFIDE BY SM4500 S2-F		Method:SM4500 S2-F			Analyst: CD		
Sulfide		U	0.920	5.00	mg/L	1	28-Apr-2025 10:00
PH BY SM4500H+ B		Method:SM4500H+ B			Analyst: SG		
pH	9.56	H	0.100	1.00	pH Units	1	29-Apr-2025 09:07
Temp Deg C @pH	23.3	H	0	0	°C	1	29-Apr-2025 09:07
ANIONS BY SW9056A		Method:SW9056			Analyst: TH		
Bromide		U	0.0300	0.100	mg/L	1	01-May-2025 02:07
Chloride	36.7		0.200	0.500	mg/L	1	01-May-2025 02:07
Sulfate	1.56		0.200	0.500	mg/L	1	01-May-2025 02:07

Note: See Qualifiers Page for a list of qualifiers and their explanation.

Client: Environmental Resources Mgmt.
 Project: Sulphur Dome
 Sample ID: GW-Rinsate
 Collection Date: 23-Apr-2025 10:00

ANALYTICAL REPORT
 WorkOrder:HS25041426
 Lab ID:HS25041426-11
 Matrix:Water

ANALYSES	RESULT	QUAL	MDL	REPORT LIMIT	UNITS	DILUTION FACTOR	DATE ANALYZED
LOW LEVEL VOLATILES BY SW8260C		Method:SW8260		Analyst: AKP			
Benzene	U		0.00020	0.0010	mg/L	1	01-May-2025 00:26
Ethylbenzene	U		0.00030	0.0010	mg/L	1	01-May-2025 00:26
m,p-Xylene	U		0.00050	0.0020	mg/L	1	01-May-2025 00:26
o-Xylene	U		0.00030	0.0010	mg/L	1	01-May-2025 00:26
Toluene	U		0.00020	0.0010	mg/L	1	01-May-2025 00:26
Xylenes, Total	U		0.00030	0.0030	mg/L	1	01-May-2025 00:26
<i>Surr: 1,2-Dichloroethane-d4</i>	97.6			70-126	%REC	1	01-May-2025 00:26
<i>Surr: 4-Bromofluorobenzene</i>	107			77-113	%REC	1	01-May-2025 00:26
<i>Surr: Dibromofluoromethane</i>	95.7			77-123	%REC	1	01-May-2025 00:26
<i>Surr: Toluene-d8</i>	106			82-127	%REC	1	01-May-2025 00:26
MASSACHUSETTS VPH, FEB 2018, REV 2.1		Method:MA VPH		Analyst: LC			
Aliphatics >C6 - C8	U		0.00180	0.00500	mg/L	1	30-Apr-2025 22:15
Aliphatics >C8 - C10	U		0.000400	0.00500	mg/L	1	30-Apr-2025 22:15
Aromatics >C8 - C10	U		0.000600	0.0200	mg/L	1	30-Apr-2025 22:15
<i>Surr: 2,5-Dibromotoluene (Aliphatic)</i>	87.2			70-130	%REC	1	30-Apr-2025 22:15
<i>Surr: 2,5-Dibromotoluene (Aromatic)</i>	85.3			70-130	%REC	1	30-Apr-2025 22:15
MASSACHUSETTS EPH R2.1, DEC 2019		Method:MA EPH		Prep:SW3510 / 28-Apr-2025		Analyst: SAM	
Aliphatics >C10 - C12	U		0.0250	0.100	mg/L	1	29-Apr-2025 20:08
Aliphatics >C12 - C16	U		0.0250	0.100	mg/L	1	29-Apr-2025 20:08
Aliphatics >C16 - C35	U		0.0250	0.100	mg/L	1	29-Apr-2025 20:08
Aromatics >C10 - C12	U		0.0250	0.100	mg/L	1	29-Apr-2025 20:08
Aromatics >C12 - C16	U		0.0250	0.100	mg/L	1	29-Apr-2025 20:08
Aromatics >C16 - C21	U		0.0250	0.100	mg/L	1	29-Apr-2025 20:08
Aromatics >C21 - C35	U		0.0250	0.100	mg/L	1	29-Apr-2025 20:08
<i>Surr: 1-Chlorooctadecane</i>	76.2			40-140	%REC	1	29-Apr-2025 20:08
<i>Surr: 2-Bromonaphthalene</i>	113			40-140	%REC	1	29-Apr-2025 20:08
<i>Surr: 2-Fluorobiphenyl</i>	103			40-140	%REC	1	29-Apr-2025 20:08
<i>Surr: o-Terphenyl</i>	76.8			40-140	%REC	1	29-Apr-2025 20:08

Note: See Qualifiers Page for a list of qualifiers and their explanation.

Client: Environmental Resources Mgmt.
 Project: Sulphur Dome
 Sample ID: GW-Rinsate
 Collection Date: 23-Apr-2025 10:00

ANALYTICAL REPORT
 WorkOrder:HS25041426
 Lab ID:HS25041426-11
 Matrix:Water

ANALYSES	RESULT	QUAL	MDL	REPORT LIMIT	UNITS	DILUTION FACTOR	DATE ANALYZED
ICP-MS METALS BY SW6020A		Method:SW6020A		Prep:SW3010A / 30-Apr-2025		Analyst: MSC	
Arsenic	U		0.000400	0.00200	mg/L	1	06-May-2025 14:07
Barium	0.00566		0.00190	0.00400	mg/L	1	06-May-2025 14:07
Calcium	0.299	J	0.0340	0.500	mg/L	1	06-May-2025 14:07
Chromium	U		0.000400	0.00400	mg/L	1	06-May-2025 14:07
Iron	0.274		0.0120	0.200	mg/L	1	06-May-2025 14:07
Lead	U		0.000600	0.00200	mg/L	1	06-May-2025 14:07
Magnesium	0.0553	J	0.0100	0.200	mg/L	1	06-May-2025 14:07
Manganese	0.0131		0.000700	0.00500	mg/L	1	06-May-2025 14:07
Nickel	0.000634	J	0.000600	0.00200	mg/L	1	06-May-2025 14:07
Potassium	0.0571	J	0.0180	0.200	mg/L	1	06-May-2025 14:07
Sodium	0.776		0.0140	0.200	mg/L	1	06-May-2025 14:07
Strontium	0.00736		0.000200	0.00500	mg/L	1	06-May-2025 14:07
Vanadium	U		0.000600	0.00500	mg/L	1	06-May-2025 14:07
Zinc	0.00622		0.00200	0.00400	mg/L	1	06-May-2025 14:07
MERCURY BY SW7470A		Method:SW7470A		Prep:SW7470A / 05-May-2025		Analyst: JS	
Mercury	U		0.0000300	0.000200	mg/L	1	05-May-2025 17:35
HYDROGEN SULFIDE BY E376.1		Method:E376.1				Analyst: CD	
Hydrogen Sulfide	U		0.500	1.00	mg/L	1	28-Apr-2025 10:00
TOTAL DISSOLVED SOLIDS BY SM2540C		Method:M2540C				Analyst: HB	
Total Dissolved Solids (Residue, Filterable)	22.0		3.00	10.0	mg/L	1	28-Apr-2025 12:00
ALKALINITY BY SM2320B		Method:SM2320B				Analyst: DH	
Alkalinity, Bicarbonate (As CaCO3)	U		3.00	10.0	mg/L	1	29-Apr-2025 09:11
Alkalinity, Carbonate (As CaCO3)	U		3.00	10.0	mg/L	1	29-Apr-2025 09:11
SULFIDE BY SM4500 S2-F		Method:SM4500 S2-F				Analyst: CD	
Sulfide	U		0.920	5.00	mg/L	1	28-Apr-2025 10:00
PH BY SM4500H+ B		Method:SM4500H+ B				Analyst: SG	
pH	6.72	H	0.100	1.00	pH Units	1	29-Apr-2025 09:11
Temp Deg C @pH	23.4	H	0	0	°C	1	29-Apr-2025 09:11
ANIONS BY SW9056A		Method:SW9056				Analyst: TH	
Bromide	U		0.0300	0.100	mg/L	1	01-May-2025 02:13
Chloride	0.551		0.200	0.500	mg/L	1	01-May-2025 02:13
Sulfate	0.218	J	0.200	0.500	mg/L	1	01-May-2025 02:13

Note: See Qualifiers Page for a list of qualifiers and their explanation.

Client: Environmental Resources Mgmt.
 Project: Sulphur Dome
 Sample ID: MW-2-200
 Collection Date: 23-Apr-2025 11:00

ANALYTICAL REPORT
 WorkOrder:HS25041426
 Lab ID:HS25041426-12
 Matrix:Groundwater

ANALYSES	RESULT	QUAL	MDL	REPORT LIMIT	UNITS	DILUTION FACTOR	DATE ANALYZED
LOW LEVEL VOLATILES BY SW8260C		Method:SW8260		Analyst: AKP			
Benzene	U		0.00020	0.0010	mg/L	1	01-May-2025 00:48
Ethylbenzene	U		0.00030	0.0010	mg/L	1	01-May-2025 00:48
m,p-Xylene	U		0.00050	0.0020	mg/L	1	01-May-2025 00:48
o-Xylene	U		0.00030	0.0010	mg/L	1	01-May-2025 00:48
Toluene	U		0.00020	0.0010	mg/L	1	01-May-2025 00:48
Xylenes, Total	U		0.00030	0.0030	mg/L	1	01-May-2025 00:48
<i>Surr: 1,2-Dichloroethane-d4</i>	<i>87.0</i>			<i>70-126</i>	<i>%REC</i>	<i>1</i>	<i>01-May-2025 00:48</i>
<i>Surr: 4-Bromofluorobenzene</i>	<i>96.0</i>			<i>77-113</i>	<i>%REC</i>	<i>1</i>	<i>01-May-2025 00:48</i>
<i>Surr: Dibromofluoromethane</i>	<i>92.9</i>			<i>77-123</i>	<i>%REC</i>	<i>1</i>	<i>01-May-2025 00:48</i>
<i>Surr: Toluene-d8</i>	<i>102</i>			<i>82-127</i>	<i>%REC</i>	<i>1</i>	<i>01-May-2025 00:48</i>
MASSACHUSETTS VPH, FEB 2018, REV 2.1		Method:MA VPH		Analyst: LC			
Aliphatics >C6 - C8	U		0.00180	0.00500	mg/L	1	30-Apr-2025 22:54
Aliphatics >C8 - C10	U		0.000400	0.00500	mg/L	1	30-Apr-2025 22:54
Aromatics >C8 - C10	U		0.000600	0.0200	mg/L	1	30-Apr-2025 22:54
<i>Surr: 2,5-Dibromotoluene (Aliphatic)</i>	<i>90.9</i>			<i>70-130</i>	<i>%REC</i>	<i>1</i>	<i>30-Apr-2025 22:54</i>
<i>Surr: 2,5-Dibromotoluene (Aromatic)</i>	<i>89.2</i>			<i>70-130</i>	<i>%REC</i>	<i>1</i>	<i>30-Apr-2025 22:54</i>
MASSACHUSETTS EPH R2.1, DEC 2019		Method:MA EPH		Prep:SW3510 / 28-Apr-2025		Analyst: SAM	
Aliphatics >C10 - C12	U		0.0250	0.100	mg/L	1	29-Apr-2025 20:37
Aliphatics >C12 - C16	U		0.0250	0.100	mg/L	1	29-Apr-2025 20:37
Aliphatics >C16 - C35	U		0.0250	0.100	mg/L	1	29-Apr-2025 20:37
Aromatics >C10 - C12	U		0.0250	0.100	mg/L	1	29-Apr-2025 20:37
Aromatics >C12 - C16	U		0.0250	0.100	mg/L	1	29-Apr-2025 20:37
Aromatics >C16 - C21	U		0.0250	0.100	mg/L	1	29-Apr-2025 20:37
Aromatics >C21 - C35	U		0.0250	0.100	mg/L	1	29-Apr-2025 20:37
<i>Surr: 1-Chlorooctadecane</i>	<i>62.0</i>			<i>40-140</i>	<i>%REC</i>	<i>1</i>	<i>29-Apr-2025 20:37</i>
<i>Surr: 2-Bromonaphthalene</i>	<i>110</i>			<i>40-140</i>	<i>%REC</i>	<i>1</i>	<i>29-Apr-2025 20:37</i>
<i>Surr: 2-Fluorobiphenyl</i>	<i>96.8</i>			<i>40-140</i>	<i>%REC</i>	<i>1</i>	<i>29-Apr-2025 20:37</i>
<i>Surr: o-Terphenyl</i>	<i>74.9</i>			<i>40-140</i>	<i>%REC</i>	<i>1</i>	<i>29-Apr-2025 20:37</i>

Note: See Qualifiers Page for a list of qualifiers and their explanation.

Client: Environmental Resources Mgmt.
 Project: Sulphur Dome
 Sample ID: MW-2-200
 Collection Date: 23-Apr-2025 11:00

ANALYTICAL REPORT
 WorkOrder:HS25041426
 Lab ID:HS25041426-12
 Matrix:Groundwater

ANALYSES	RESULT	QUAL	MDL	REPORT LIMIT	UNITS	DILUTION FACTOR	DATE ANALYZED
ICP-MS METALS BY SW6020A		Method:SW6020A		Prep:SW3010A / 30-Apr-2025		Analyst: MSC	
Arsenic	0.000838	J	0.000400	0.00200	mg/L	1	06-May-2025 14:10
Barium	0.0939		0.00190	0.00400	mg/L	1	06-May-2025 14:10
Calcium	6.53		0.0340	0.500	mg/L	1	06-May-2025 14:10
Chromium	0.000413	J	0.000400	0.00400	mg/L	1	06-May-2025 14:10
Iron	1.13		0.0120	0.200	mg/L	1	06-May-2025 14:10
Lead		U	0.000600	0.00200	mg/L	1	06-May-2025 14:10
Magnesium	1.94		0.0100	0.200	mg/L	1	06-May-2025 14:10
Manganese	0.0117		0.000700	0.00500	mg/L	1	06-May-2025 14:10
Nickel		U	0.000600	0.00200	mg/L	1	06-May-2025 14:10
Potassium	4.19		0.0180	0.200	mg/L	1	06-May-2025 14:10
Sodium	74.9		0.0140	0.200	mg/L	1	06-May-2025 14:10
Strontium	0.220		0.000200	0.00500	mg/L	1	06-May-2025 14:10
Vanadium		U	0.000600	0.00500	mg/L	1	06-May-2025 14:10
Zinc	0.00315	J	0.00200	0.00400	mg/L	1	06-May-2025 14:10
MERCURY BY SW7470A		Method:SW7470A		Prep:SW7470A / 05-May-2025		Analyst: JS	
Mercury		U	0.0000300	0.000200	mg/L	1	05-May-2025 17:37
HYDROGEN SULFIDE BY E376.1		Method:E376.1				Analyst: CD	
Hydrogen Sulfide		U	0.500	1.00	mg/L	1	28-Apr-2025 10:00
TOTAL DISSOLVED SOLIDS BY SM2540C		Method:M2540C				Analyst: HB	
Total Dissolved Solids (Residue, Filterable)	270		3.00	10.0	mg/L	1	28-Apr-2025 12:00
ALKALINITY BY SM2320B		Method:SM2320B				Analyst: DH	
Alkalinity, Bicarbonate (As CaCO3)	152		3.00	10.0	mg/L	1	29-Apr-2025 09:17
Alkalinity, Carbonate (As CaCO3)	14.6		3.00	10.0	mg/L	1	29-Apr-2025 09:17
SULFIDE BY SM4500 S2-F		Method:SM4500 S2-F				Analyst: CD	
Sulfide		U	0.920	5.00	mg/L	1	28-Apr-2025 10:00
PH BY SM4500H+ B		Method:SM4500H+ B				Analyst: SG	
pH	8.81	H	0.100	1.00	pH Units	1	29-Apr-2025 09:17
Temp Deg C @pH	23.4	H	0	0	°C	1	29-Apr-2025 09:17
ANIONS BY SW9056A		Method:SW9056				Analyst: TH	
Bromide		U	0.0300	0.100	mg/L	1	01-May-2025 02:18
Chloride	23.0		0.200	0.500	mg/L	1	01-May-2025 02:18
Sulfate		U	0.200	0.500	mg/L	1	01-May-2025 02:18

Note: See Qualifiers Page for a list of qualifiers and their explanation.

Client: Environmental Resources Mgmt.
 Project: Sulphur Dome
 Sample ID: FB-042325
 Collection Date: 23-Apr-2025 10:50

ANALYTICAL REPORT

WorkOrder:HS25041426
 Lab ID:HS25041426-13
 Matrix:Water

ANALYSES	RESULT	QUAL	MDL	REPORT LIMIT	UNITS	DILUTION FACTOR	DATE ANALYZED
LOW LEVEL VOLATILES BY SW8260C		Method:SW8260		Analyst: AKP			
Benzene	U		0.00028	0.0020	mg/L	1	01-May-2025 11:29
Ethylbenzene	U		0.00033	0.0020	mg/L	1	01-May-2025 11:29
m,p-Xylene	U		0.00061	0.0040	mg/L	1	01-May-2025 11:29
o-Xylene	U		0.00031	0.0020	mg/L	1	01-May-2025 11:29
Toluene	U		0.00033	0.0020	mg/L	1	01-May-2025 11:29
Xylenes, Total	U		0.00092	0.0030	mg/L	1	01-May-2025 11:29
<i>Surr: 1,2-Dichloroethane-d4</i>	<i>86.7</i>			<i>70-126</i>	<i>%REC</i>	<i>1</i>	<i>01-May-2025 11:29</i>
<i>Surr: 4-Bromofluorobenzene</i>	<i>93.0</i>			<i>77-113</i>	<i>%REC</i>	<i>1</i>	<i>01-May-2025 11:29</i>
<i>Surr: Dibromofluoromethane</i>	<i>93.7</i>			<i>77-123</i>	<i>%REC</i>	<i>1</i>	<i>01-May-2025 11:29</i>
<i>Surr: Toluene-d8</i>	<i>101</i>			<i>82-127</i>	<i>%REC</i>	<i>1</i>	<i>01-May-2025 11:29</i>
MASSACHUSETTS VPH, FEB 2018, REV 2.1		Method:MA VPH		Analyst: LC			
Aliphatics >C6 - C8	U		0.00180	0.00500	mg/L	1	30-Apr-2025 15:09
Aliphatics >C8 - C10	U		0.000400	0.00500	mg/L	1	30-Apr-2025 15:09
Aromatics >C8 - C10	U		0.000600	0.0200	mg/L	1	30-Apr-2025 15:09
<i>Surr: 2,5-Dibromotoluene (Aliphatic)</i>	<i>88.7</i>			<i>70-130</i>	<i>%REC</i>	<i>1</i>	<i>30-Apr-2025 15:09</i>
<i>Surr: 2,5-Dibromotoluene (Aromatic)</i>	<i>86.0</i>			<i>70-130</i>	<i>%REC</i>	<i>1</i>	<i>30-Apr-2025 15:09</i>
MASSACHUSETTS EPH R2.1, DEC 2019		Method:MA EPH		Prep:SW3510 / 29-Apr-2025		Analyst: SAM	
Aliphatics >C10 - C12	U		0.0250	0.100	mg/L	1	30-Apr-2025 17:40
Aliphatics >C12 - C16	U		0.0250	0.100	mg/L	1	30-Apr-2025 17:40
Aliphatics >C16 - C35	U		0.0250	0.100	mg/L	1	30-Apr-2025 17:40
Aromatics >C10 - C12	U		0.0250	0.100	mg/L	1	30-Apr-2025 17:40
Aromatics >C12 - C16	U		0.0250	0.100	mg/L	1	30-Apr-2025 17:40
Aromatics >C16 - C21	U		0.0250	0.100	mg/L	1	30-Apr-2025 17:40
Aromatics >C21 - C35	U		0.0250	0.100	mg/L	1	30-Apr-2025 17:40
<i>Surr: 1-Chlorooctadecane</i>	<i>90.3</i>			<i>40-140</i>	<i>%REC</i>	<i>1</i>	<i>30-Apr-2025 17:40</i>
<i>Surr: 2-Bromonaphthalene</i>	<i>96.4</i>			<i>40-140</i>	<i>%REC</i>	<i>1</i>	<i>30-Apr-2025 17:40</i>
<i>Surr: 2-Fluorobiphenyl</i>	<i>85.4</i>			<i>40-140</i>	<i>%REC</i>	<i>1</i>	<i>30-Apr-2025 17:40</i>
<i>Surr: o-Terphenyl</i>	<i>80.5</i>			<i>40-140</i>	<i>%REC</i>	<i>1</i>	<i>30-Apr-2025 17:40</i>

Note: See Qualifiers Page for a list of qualifiers and their explanation.

Client: Environmental Resources Mgmt.
 Project: Sulphur Dome
 Sample ID: FB-042325
 Collection Date: 23-Apr-2025 10:50

ANALYTICAL REPORT
 WorkOrder:HS25041426
 Lab ID:HS25041426-13
 Matrix:Water

ANALYSES	RESULT	QUAL	MDL	REPORT LIMIT	UNITS	DILUTION FACTOR	DATE ANALYZED
ICP-MS METALS BY SW6020A		Method:SW6020A		Prep:SW3010A / 30-Apr-2025		Analyst: MSC	
Arsenic	U		0.000400	0.00200	mg/L	1	06-May-2025 14:12
Barium	0.0118		0.00190	0.00400	mg/L	1	06-May-2025 14:12
Calcium	0.752		0.0340	0.500	mg/L	1	06-May-2025 14:12
Chromium	U		0.000400	0.00400	mg/L	1	06-May-2025 14:12
Iron	0.414		0.0120	0.200	mg/L	1	06-May-2025 14:12
Lead	U		0.000600	0.00200	mg/L	1	06-May-2025 14:12
Magnesium	0.0791	J	0.0100	0.200	mg/L	1	06-May-2025 14:12
Manganese	0.0173		0.000700	0.00500	mg/L	1	06-May-2025 14:12
Nickel	0.00112	J	0.000600	0.00200	mg/L	1	06-May-2025 14:12
Potassium	0.0468	J	0.0180	0.200	mg/L	1	06-May-2025 14:12
Sodium	0.625		0.0140	0.200	mg/L	1	06-May-2025 14:12
Strontium	0.0119		0.000200	0.00500	mg/L	1	06-May-2025 14:12
Vanadium	U		0.000600	0.00500	mg/L	1	06-May-2025 14:12
Zinc	0.00509		0.00200	0.00400	mg/L	1	06-May-2025 14:12
MERCURY BY SW7470A		Method:SW7470A		Prep:SW7470A / 05-May-2025		Analyst: JS	
Mercury	U		0.0000300	0.000200	mg/L	1	05-May-2025 17:39
HYDROGEN SULFIDE BY E376.1		Method:E376.1				Analyst: CD	
Hydrogen Sulfide	U		0.500	1.00	mg/L	1	28-Apr-2025 10:00
TOTAL DISSOLVED SOLIDS BY SM2540C		Method:M2540C				Analyst: HB	
Total Dissolved Solids (Residue, Filterable)	54.0		3.00	10.0	mg/L	1	28-Apr-2025 12:00
ALKALINITY BY SM2320B		Method:SM2320B				Analyst: DH	
Alkalinity, Bicarbonate (As CaCO3)	U		3.00	10.0	mg/L	1	29-Apr-2025 09:22
Alkalinity, Carbonate (As CaCO3)	U		3.00	10.0	mg/L	1	29-Apr-2025 09:22
SULFIDE BY SM4500 S2-F		Method:SM4500 S2-F				Analyst: CD	
Sulfide	U		0.920	5.00	mg/L	1	28-Apr-2025 10:00
PH BY SM4500H+ B		Method:SM4500H+ B				Analyst: SG	
pH	6.78	H	0.100	1.00	pH Units	1	29-Apr-2025 09:22
Temp Deg C @pH	23.3	H	0	0	°C	1	29-Apr-2025 09:22
ANIONS BY SW9056A		Method:SW9056				Analyst: TH	
Bromide	U		0.0300	0.100	mg/L	1	01-May-2025 02:24
Chloride	0.356	J	0.200	0.500	mg/L	1	01-May-2025 02:24
Sulfate	0.235	J	0.200	0.500	mg/L	1	01-May-2025 02:24

Note: See Qualifiers Page for a list of qualifiers and their explanation.

Client: Environmental Resources Mgmt.
 Project: Sulphur Dome
 Sample ID: MW-2-700
 Collection Date: 23-Apr-2025 12:30

ANALYTICAL REPORT
 WorkOrder:HS25041426
 Lab ID:HS25041426-14
 Matrix:Groundwater

ANALYSES	RESULT	QUAL	MDL	REPORT LIMIT	UNITS	DILUTION FACTOR	DATE ANALYZED
LOW LEVEL VOLATILES BY SW8260C		Method:SW8260		Analyst: AKP			
Benzene	U		0.00020	0.0010	mg/L	1	01-May-2025 01:09
Ethylbenzene	U		0.00030	0.0010	mg/L	1	01-May-2025 01:09
m,p-Xylene	U		0.00050	0.0020	mg/L	1	01-May-2025 01:09
o-Xylene	U		0.00030	0.0010	mg/L	1	01-May-2025 01:09
Toluene	U		0.00020	0.0010	mg/L	1	01-May-2025 01:09
Xylenes, Total	U		0.00030	0.0030	mg/L	1	01-May-2025 01:09
<i>Surr: 1,2-Dichloroethane-d4</i>	<i>87.5</i>			<i>70-126</i>	<i>%REC</i>	<i>1</i>	<i>01-May-2025 01:09</i>
<i>Surr: 4-Bromofluorobenzene</i>	<i>96.1</i>			<i>77-113</i>	<i>%REC</i>	<i>1</i>	<i>01-May-2025 01:09</i>
<i>Surr: Dibromofluoromethane</i>	<i>93.8</i>			<i>77-123</i>	<i>%REC</i>	<i>1</i>	<i>01-May-2025 01:09</i>
<i>Surr: Toluene-d8</i>	<i>103</i>			<i>82-127</i>	<i>%REC</i>	<i>1</i>	<i>01-May-2025 01:09</i>
MASSACHUSETTS VPH, FEB 2018, REV 2.1		Method:MA VPH		Analyst: LC			
Aliphatics >C6 - C8	U		0.00180	0.00500	mg/L	1	30-Apr-2025 23:32
Aliphatics >C8 - C10	U		0.000400	0.00500	mg/L	1	30-Apr-2025 23:32
Aromatics >C8 - C10	U		0.000600	0.0200	mg/L	1	30-Apr-2025 23:32
<i>Surr: 2,5-Dibromotoluene (Aliphatic)</i>	<i>87.1</i>			<i>70-130</i>	<i>%REC</i>	<i>1</i>	<i>30-Apr-2025 23:32</i>
<i>Surr: 2,5-Dibromotoluene (Aromatic)</i>	<i>85.2</i>			<i>70-130</i>	<i>%REC</i>	<i>1</i>	<i>30-Apr-2025 23:32</i>
MASSACHUSETTS EPH R2.1, DEC 2019		Method:MA EPH		Prep:SW3510 / 29-Apr-2025		Analyst: SAM	
Aliphatics >C10 - C12	U		0.0250	0.100	mg/L	1	30-Apr-2025 18:09
Aliphatics >C12 - C16	U		0.0250	0.100	mg/L	1	30-Apr-2025 18:09
Aliphatics >C16 - C35	U		0.0250	0.100	mg/L	1	30-Apr-2025 18:09
Aromatics >C10 - C12	U		0.0250	0.100	mg/L	1	30-Apr-2025 18:09
Aromatics >C12 - C16	U		0.0250	0.100	mg/L	1	30-Apr-2025 18:09
Aromatics >C16 - C21	U		0.0250	0.100	mg/L	1	30-Apr-2025 18:09
Aromatics >C21 - C35	U		0.0250	0.100	mg/L	1	30-Apr-2025 18:09
<i>Surr: 1-Chlorooctadecane</i>	<i>89.3</i>			<i>40-140</i>	<i>%REC</i>	<i>1</i>	<i>30-Apr-2025 18:09</i>
<i>Surr: 2-Bromonaphthalene</i>	<i>101</i>			<i>40-140</i>	<i>%REC</i>	<i>1</i>	<i>30-Apr-2025 18:09</i>
<i>Surr: 2-Fluorobiphenyl</i>	<i>88.0</i>			<i>40-140</i>	<i>%REC</i>	<i>1</i>	<i>30-Apr-2025 18:09</i>
<i>Surr: o-Terphenyl</i>	<i>85.7</i>			<i>40-140</i>	<i>%REC</i>	<i>1</i>	<i>30-Apr-2025 18:09</i>

Note: See Qualifiers Page for a list of qualifiers and their explanation.

Client: Environmental Resources Mgmt.
 Project: Sulphur Dome
 Sample ID: MW-2-700
 Collection Date: 23-Apr-2025 12:30

ANALYTICAL REPORT
 WorkOrder:HS25041426
 Lab ID:HS25041426-14
 Matrix:Groundwater

ANALYSES	RESULT	QUAL	MDL	REPORT LIMIT	UNITS	DILUTION FACTOR	DATE ANALYZED
ICP-MS METALS BY SW6020A		Method:SW6020A		Prep:SW3010A / 30-Apr-2025		Analyst: MSC	
Arsenic	0.00136	J	0.000400	0.00200	mg/L	1	06-May-2025 14:14
Barium	0.0225		0.00190	0.00400	mg/L	1	06-May-2025 14:14
Calcium	2.08		0.0340	0.500	mg/L	1	06-May-2025 14:14
Chromium	0.000549	J	0.000400	0.00400	mg/L	1	06-May-2025 14:14
Iron	0.374		0.0120	0.200	mg/L	1	06-May-2025 14:14
Lead		U	0.000600	0.00200	mg/L	1	06-May-2025 14:14
Magnesium	0.0928	J	0.0100	0.200	mg/L	1	06-May-2025 14:14
Manganese	0.00195	J	0.000700	0.00500	mg/L	1	06-May-2025 14:14
Nickel	0.00148	J	0.000600	0.00200	mg/L	1	06-May-2025 14:14
Potassium	4.30		0.0180	0.200	mg/L	1	06-May-2025 14:14
Sodium	174		1.40	20.0	mg/L	100	06-May-2025 15:12
Strontium	0.0362		0.000200	0.00500	mg/L	1	06-May-2025 14:14
Vanadium		U	0.000600	0.00500	mg/L	1	06-May-2025 14:14
Zinc		U	0.00200	0.00400	mg/L	1	06-May-2025 14:14
MERCURY BY SW7470A		Method:SW7470A		Prep:SW7470A / 05-May-2025		Analyst: JS	
Mercury		U	0.0000300	0.000200	mg/L	1	05-May-2025 17:40
HYDROGEN SULFIDE BY E376.1		Method:E376.1				Analyst: CD	
Hydrogen Sulfide		U	0.500	1.00	mg/L	1	28-Apr-2025 10:00
TOTAL DISSOLVED SOLIDS BY SM2540C		Method:M2540C				Analyst: HB	
Total Dissolved Solids (Residue, Filterable)	518		3.00	10.0	mg/L	1	28-Apr-2025 12:00
ALKALINITY BY SM2320B		Method:SM2320B				Analyst: DH	
Alkalinity, Bicarbonate (As CaCO3)	127		3.00	10.0	mg/L	1	29-Apr-2025 09:27
Alkalinity, Carbonate (As CaCO3)	86.4		3.00	10.0	mg/L	1	29-Apr-2025 09:27
SULFIDE BY SM4500 S2-F		Method:SM4500 S2-F				Analyst: CD	
Sulfide		U	0.920	5.00	mg/L	1	28-Apr-2025 10:00
PH BY SM4500H+ B		Method:SM4500H+ B				Analyst: SG	
pH	9.80	H	0.100	1.00	pH Units	1	29-Apr-2025 09:27
Temp Deg C @pH	23.2	H	0	0	°C	1	29-Apr-2025 09:27
ANIONS BY SW9056A		Method:SW9056				Analyst: TH	
Bromide	0.206		0.0300	0.100	mg/L	1	01-May-2025 02:30
Chloride	149		2.00	5.00	mg/L	10	01-May-2025 02:36
Sulfate	0.398	J	0.200	0.500	mg/L	1	01-May-2025 02:30

Note: See Qualifiers Page for a list of qualifiers and their explanation.

Client: Environmental Resources Mgmt.
 Project: Sulphur Dome
 Sample ID: Cottages
 Collection Date: 23-Apr-2025 13:30

ANALYTICAL REPORT
 WorkOrder:HS25041426
 Lab ID:HS25041426-15
 Matrix:Groundwater

ANALYSES	RESULT	QUAL	MDL	REPORT LIMIT	UNITS	DILUTION FACTOR	DATE ANALYZED
LOW LEVEL VOLATILES BY SW8260C		Method:SW8260		Analyst: AKP			
Benzene	U		0.00020	0.0010	mg/L	1	01-May-2025 01:30
Ethylbenzene	U		0.00030	0.0010	mg/L	1	01-May-2025 01:30
m,p-Xylene	U		0.00050	0.0020	mg/L	1	01-May-2025 01:30
o-Xylene	U		0.00030	0.0010	mg/L	1	01-May-2025 01:30
Toluene	U		0.00020	0.0010	mg/L	1	01-May-2025 01:30
Xylenes, Total	U		0.00030	0.0030	mg/L	1	01-May-2025 01:30
<i>Surr: 1,2-Dichloroethane-d4</i>	<i>87.5</i>			<i>70-126</i>	<i>%REC</i>	<i>1</i>	<i>01-May-2025 01:30</i>
<i>Surr: 4-Bromofluorobenzene</i>	<i>92.5</i>			<i>77-113</i>	<i>%REC</i>	<i>1</i>	<i>01-May-2025 01:30</i>
<i>Surr: Dibromofluoromethane</i>	<i>93.6</i>			<i>77-123</i>	<i>%REC</i>	<i>1</i>	<i>01-May-2025 01:30</i>
<i>Surr: Toluene-d8</i>	<i>102</i>			<i>82-127</i>	<i>%REC</i>	<i>1</i>	<i>01-May-2025 01:30</i>
MASSACHUSETTS VPH, FEB 2018, REV 2.1		Method:MA VPH		Analyst: LC			
Aliphatics >C6 - C8	U		0.00180	0.00500	mg/L	1	01-May-2025 00:11
Aliphatics >C8 - C10	U		0.000400	0.00500	mg/L	1	01-May-2025 00:11
Aromatics >C8 - C10	U		0.000600	0.0200	mg/L	1	01-May-2025 00:11
<i>Surr: 2,5-Dibromotoluene (Aliphatic)</i>	<i>90.6</i>			<i>70-130</i>	<i>%REC</i>	<i>1</i>	<i>01-May-2025 00:11</i>
<i>Surr: 2,5-Dibromotoluene (Aromatic)</i>	<i>88.3</i>			<i>70-130</i>	<i>%REC</i>	<i>1</i>	<i>01-May-2025 00:11</i>
MASSACHUSETTS EPH R2.1, DEC 2019		Method:MA EPH		Prep:SW3510 / 29-Apr-2025		Analyst: SAM	
Aliphatics >C10 - C12	U		0.0250	0.100	mg/L	1	30-Apr-2025 18:38
Aliphatics >C12 - C16	U		0.0250	0.100	mg/L	1	30-Apr-2025 18:38
Aliphatics >C16 - C35	U		0.0250	0.100	mg/L	1	30-Apr-2025 18:38
Aromatics >C10 - C12	U		0.0250	0.100	mg/L	1	30-Apr-2025 18:38
Aromatics >C12 - C16	U		0.0250	0.100	mg/L	1	30-Apr-2025 18:38
Aromatics >C16 - C21	U		0.0250	0.100	mg/L	1	30-Apr-2025 18:38
Aromatics >C21 - C35	U		0.0250	0.100	mg/L	1	30-Apr-2025 18:38
<i>Surr: 1-Chlorooctadecane</i>	<i>92.7</i>			<i>40-140</i>	<i>%REC</i>	<i>1</i>	<i>30-Apr-2025 18:38</i>
<i>Surr: 2-Bromonaphthalene</i>	<i>102</i>			<i>40-140</i>	<i>%REC</i>	<i>1</i>	<i>30-Apr-2025 18:38</i>
<i>Surr: 2-Fluorobiphenyl</i>	<i>90.6</i>			<i>40-140</i>	<i>%REC</i>	<i>1</i>	<i>30-Apr-2025 18:38</i>
<i>Surr: o-Terphenyl</i>	<i>75.5</i>			<i>40-140</i>	<i>%REC</i>	<i>1</i>	<i>30-Apr-2025 18:38</i>

Note: See Qualifiers Page for a list of qualifiers and their explanation.

Client: Environmental Resources Mgmt.
 Project: Sulphur Dome
 Sample ID: Cottages
 Collection Date: 23-Apr-2025 13:30

ANALYTICAL REPORT
 WorkOrder:HS25041426
 Lab ID:HS25041426-15
 Matrix:Groundwater

ANALYSES	RESULT	QUAL	MDL	REPORT LIMIT	UNITS	DILUTION FACTOR	DATE ANALYZED
ICP-MS METALS BY SW6020A		Method:SW6020A		Prep:SW3010A / 30-Apr-2025		Analyst: MSC	
Arsenic		U	0.000400	0.00200	mg/L	1	06-May-2025 14:17
Barium	0.200		0.00190	0.00400	mg/L	1	06-May-2025 14:17
Calcium	15.0		0.0340	0.500	mg/L	1	06-May-2025 14:17
Chromium		U	0.000400	0.00400	mg/L	1	06-May-2025 14:17
Iron	2.67		0.0120	0.200	mg/L	1	06-May-2025 14:17
Lead		U	0.000600	0.00200	mg/L	1	06-May-2025 14:17
Magnesium	3.48		0.0100	0.200	mg/L	1	06-May-2025 14:17
Manganese	0.205		0.000700	0.00500	mg/L	1	06-May-2025 14:17
Nickel		U	0.000600	0.00200	mg/L	1	06-May-2025 14:17
Potassium	1.86		0.0180	0.200	mg/L	1	06-May-2025 14:17
Sodium	58.4		0.0140	0.200	mg/L	1	06-May-2025 14:17
Strontium	0.165		0.000200	0.00500	mg/L	1	06-May-2025 14:17
Vanadium		U	0.000600	0.00500	mg/L	1	06-May-2025 14:17
Zinc	0.0637		0.00200	0.00400	mg/L	1	06-May-2025 14:17
MERCURY BY SW7470A		Method:SW7470A		Prep:SW7470A / 05-May-2025		Analyst: JS	
Mercury		U	0.0000300	0.000200	mg/L	1	05-May-2025 17:42
HYDROGEN SULFIDE BY E376.1		Method:E376.1				Analyst: CD	
Hydrogen Sulfide		U	0.500	1.00	mg/L	1	28-Apr-2025 10:00
TOTAL DISSOLVED SOLIDS BY SM2540C		Method:M2540C				Analyst: HB	
Total Dissolved Solids (Residue, Filterable)	272		3.00	10.0	mg/L	1	28-Apr-2025 12:00
ALKALINITY BY SM2320B		Method:SM2320B				Analyst: DH	
Alkalinity, Bicarbonate (As CaCO3)	128		3.00	10.0	mg/L	1	29-Apr-2025 09:32
Alkalinity, Carbonate (As CaCO3)		U	3.00	10.0	mg/L	1	29-Apr-2025 09:32
SULFIDE BY SM4500 S2-F		Method:SM4500 S2-F				Analyst: CD	
Sulfide		U	0.920	5.00	mg/L	1	28-Apr-2025 10:00
PH BY SM4500H+ B		Method:SM4500H+ B				Analyst: SG	
pH	8.18	H	0.100	1.00	pH Units	1	29-Apr-2025 09:32
Temp Deg C @pH	23.2	H	0	0	°C	1	29-Apr-2025 09:32
ANIONS BY SW9056A		Method:SW9056				Analyst: TH	
Bromide	0.117		0.0300	0.100	mg/L	1	01-May-2025 02:42
Chloride	44.6		0.200	0.500	mg/L	1	01-May-2025 02:42
Sulfate	0.488	J	0.200	0.500	mg/L	1	01-May-2025 02:42

Note: See Qualifiers Page for a list of qualifiers and their explanation.

Client: Environmental Resources Mgmt.
 Project: Sulphur Dome
 Sample ID: LDNR-06
 Collection Date: 22-Apr-2025 10:45

ANALYTICAL REPORT

WorkOrder:HS25041426
 Lab ID:HS25041426-16
 Matrix:Groundwater

ANALYSES	RESULT	QUAL	MDL	REPORT LIMIT	UNITS	DILUTION FACTOR	DATE ANALYZED
LOW LEVEL VOLATILES BY SW8260C		Method:SW8260		Analyst: AKP			
Benzene	U		0.00028	0.0020	mg/L	1	01-May-2025 11:50
Ethylbenzene	U		0.00033	0.0020	mg/L	1	01-May-2025 11:50
m,p-Xylene	U		0.00061	0.0040	mg/L	1	01-May-2025 11:50
o-Xylene	U		0.00031	0.0020	mg/L	1	01-May-2025 11:50
Toluene	U		0.00033	0.0020	mg/L	1	01-May-2025 11:50
Xylenes, Total	U		0.00092	0.0030	mg/L	1	01-May-2025 11:50
<i>Surr: 1,2-Dichloroethane-d4</i>	86.2			70-126	%REC	1	01-May-2025 11:50
<i>Surr: 4-Bromofluorobenzene</i>	93.3			77-113	%REC	1	01-May-2025 11:50
<i>Surr: Dibromofluoromethane</i>	94.0			77-123	%REC	1	01-May-2025 11:50
<i>Surr: Toluene-d8</i>	101			82-127	%REC	1	01-May-2025 11:50
MASSACHUSETTS VPH, FEB 2018, REV 2.1		Method:MA VPH		Analyst: LC			
Aliphatics >C6 - C8	U		0.00180	0.00500	mg/L	1	01-May-2025 00:50
Aliphatics >C8 - C10	U		0.000400	0.00500	mg/L	1	01-May-2025 00:50
Aromatics >C8 - C10	U		0.000600	0.0200	mg/L	1	01-May-2025 00:50
<i>Surr: 2,5-Dibromotoluene (Aliphatic)</i>	88.2			70-130	%REC	1	01-May-2025 00:50
<i>Surr: 2,5-Dibromotoluene (Aromatic)</i>	86.6			70-130	%REC	1	01-May-2025 00:50
MASSACHUSETTS EPH R2.1, DEC 2019		Method:MA EPH		Prep:SW3510 / 29-Apr-2025		Analyst: SAM	
Aliphatics >C10 - C12	U		0.0250	0.100	mg/L	1	30-Apr-2025 16:14
Aliphatics >C12 - C16	U		0.0250	0.100	mg/L	1	30-Apr-2025 16:14
Aliphatics >C16 - C35	U		0.0250	0.100	mg/L	1	30-Apr-2025 16:14
Aromatics >C10 - C12	U		0.0250	0.100	mg/L	1	30-Apr-2025 16:14
Aromatics >C12 - C16	U		0.0250	0.100	mg/L	1	30-Apr-2025 16:14
Aromatics >C16 - C21	U		0.0250	0.100	mg/L	1	30-Apr-2025 16:14
Aromatics >C21 - C35	U		0.0250	0.100	mg/L	1	30-Apr-2025 16:14
<i>Surr: 1-Chlorooctadecane</i>	79.5			40-140	%REC	1	30-Apr-2025 16:14
<i>Surr: 2-Bromonaphthalene</i>	95.9			40-140	%REC	1	30-Apr-2025 16:14
<i>Surr: 2-Fluorobiphenyl</i>	86.0			40-140	%REC	1	30-Apr-2025 16:14
<i>Surr: o-Terphenyl</i>	69.3			40-140	%REC	1	30-Apr-2025 16:14

Note: See Qualifiers Page for a list of qualifiers and their explanation.

Client: Environmental Resources Mgmt.
 Project: Sulphur Dome
 Sample ID: LDNR-06
 Collection Date: 22-Apr-2025 10:45

ANALYTICAL REPORT
 WorkOrder:HS25041426
 Lab ID:HS25041426-16
 Matrix:Groundwater

ANALYSES	RESULT	QUAL	MDL	REPORT LIMIT	UNITS	DILUTION FACTOR	DATE ANALYZED
DISSOLVED METALS BY SW6020A		Method:SW6020A (dissolved)			Prep:SW3010A / 01-May-2025		Analyst: MSC
Arsenic	0.00146	J	0.000400	0.00200	mg/L	1	06-May-2025 14:56
Barium	0.107		0.00190	0.00400	mg/L	1	06-May-2025 14:56
Calcium	98.3		3.40	50.0	mg/L	100	06-May-2025 15:42
Chromium	U		0.000400	0.00400	mg/L	1	06-May-2025 14:56
Iron	U		0.0120	0.200	mg/L	1	06-May-2025 14:56
Lead	U		0.000600	0.00200	mg/L	1	06-May-2025 14:56
Magnesium	17.2		0.0500	1.00	mg/L	5	07-May-2025 15:27
Manganese	0.253		0.00350	0.0250	mg/L	5	07-May-2025 15:27
Nickel	0.000903	J	0.000600	0.00200	mg/L	1	06-May-2025 14:56
Potassium	2.19		0.0180	0.200	mg/L	1	06-May-2025 14:56
Sodium	222		1.40	20.0	mg/L	100	06-May-2025 15:42
Strontium	0.671		0.00100	0.0250	mg/L	5	07-May-2025 15:27
Vanadium	0.00222	J	0.000600	0.00500	mg/L	1	06-May-2025 14:56
Zinc	0.00789		0.00200	0.00400	mg/L	1	06-May-2025 14:56
DISSOLVED MERCURY BY SW7470A		Method:SW7470A (dissolved)			Prep:SW7470A / 05-May-2025		Analyst: JS
Mercury	U		0.0000300	0.000200	mg/L	1	05-May-2025 15:54
HYDROGEN SULFIDE BY E376.1		Method:E376.1			Analyst: CD		
Hydrogen Sulfide	U		0.500	1.00	mg/L	1	28-Apr-2025 10:00
TOTAL DISSOLVED SOLIDS BY SM2540C		Method:M2540C			Analyst: HB		
Total Dissolved Solids (Residue, Filterable)	1,180		3.00	10.0	mg/L	1	28-Apr-2025 12:00
ALKALINITY BY SM2320B		Method:SM2320B			Analyst: DH		
Alkalinity, Bicarbonate (As CaCO3)	141		3.00	10.0	mg/L	1	29-Apr-2025 10:09
Alkalinity, Carbonate (As CaCO3)	8.80	J	3.00	10.0	mg/L	1	29-Apr-2025 10:09
SULFIDE BY SM4500 S2-F		Method:SM4500 S2-F			Analyst: CD		
Sulfide	U		0.920	5.00	mg/L	1	28-Apr-2025 10:00
PH BY SM4500H+ B		Method:SM4500H+ B			Analyst: SG		
pH	8.45	H	0.100	1.00	pH Units	1	29-Apr-2025 10:09
Temp Deg C @pH	23.3	H	0	0	°C	1	29-Apr-2025 10:09
ANIONS BY SW9056A		Method:SW9056			Analyst: TH		
Bromide	U		0.0300	0.100	mg/L	1	01-May-2025 03:28
Chloride	393		2.00	5.00	mg/L	10	01-May-2025 03:34
Sulfate	162		2.00	5.00	mg/L	10	01-May-2025 03:34

Note: See Qualifiers Page for a list of qualifiers and their explanation.

Client: Environmental Resources Mgmt.
 Project: Sulphur Dome
 Sample ID: LDNR-03
 Collection Date: 22-Apr-2025 11:30

ANALYTICAL REPORT
 WorkOrder:HS25041426
 Lab ID:HS25041426-17
 Matrix:Groundwater

ANALYSES	RESULT	QUAL	MDL	REPORT LIMIT	UNITS	DILUTION FACTOR	DATE ANALYZED
LOW LEVEL VOLATILES BY SW8260C		Method:SW8260		Analyst: AKP			
Benzene	U		0.00020	0.0010	mg/L	1	01-May-2025 01:51
Ethylbenzene	U		0.00030	0.0010	mg/L	1	01-May-2025 01:51
m,p-Xylene	U		0.00050	0.0020	mg/L	1	01-May-2025 01:51
o-Xylene	U		0.00030	0.0010	mg/L	1	01-May-2025 01:51
Toluene	U		0.00020	0.0010	mg/L	1	01-May-2025 01:51
Xylenes, Total	U		0.00030	0.0030	mg/L	1	01-May-2025 01:51
<i>Surr: 1,2-Dichloroethane-d4</i>	<i>86.9</i>			<i>70-126</i>	<i>%REC</i>	<i>1</i>	<i>01-May-2025 01:51</i>
<i>Surr: 4-Bromofluorobenzene</i>	<i>93.4</i>			<i>77-113</i>	<i>%REC</i>	<i>1</i>	<i>01-May-2025 01:51</i>
<i>Surr: Dibromofluoromethane</i>	<i>94.5</i>			<i>77-123</i>	<i>%REC</i>	<i>1</i>	<i>01-May-2025 01:51</i>
<i>Surr: Toluene-d8</i>	<i>102</i>			<i>82-127</i>	<i>%REC</i>	<i>1</i>	<i>01-May-2025 01:51</i>
MASSACHUSETTS VPH, FEB 2018, REV 2.1		Method:MA VPH		Analyst: LC			
Aliphatics >C6 - C8	U		0.00180	0.00500	mg/L	1	01-May-2025 01:28
Aliphatics >C8 - C10	U		0.000400	0.00500	mg/L	1	01-May-2025 01:28
Aromatics >C8 - C10	U		0.000600	0.0200	mg/L	1	01-May-2025 01:28
<i>Surr: 2,5-Dibromotoluene (Aliphatic)</i>	<i>90.0</i>			<i>70-130</i>	<i>%REC</i>	<i>1</i>	<i>01-May-2025 01:28</i>
<i>Surr: 2,5-Dibromotoluene (Aromatic)</i>	<i>87.2</i>			<i>70-130</i>	<i>%REC</i>	<i>1</i>	<i>01-May-2025 01:28</i>
MASSACHUSETTS EPH R2.1, DEC 2019		Method:MA EPH		Prep:SW3510 / 29-Apr-2025		Analyst: SAM	
Aliphatics >C10 - C12	U		0.0250	0.100	mg/L	1	30-Apr-2025 19:07
Aliphatics >C12 - C16	U		0.0250	0.100	mg/L	1	30-Apr-2025 19:07
Aliphatics >C16 - C35	U		0.0250	0.100	mg/L	1	30-Apr-2025 19:07
Aromatics >C10 - C12	U		0.0250	0.100	mg/L	1	30-Apr-2025 19:07
Aromatics >C12 - C16	U		0.0250	0.100	mg/L	1	30-Apr-2025 19:07
Aromatics >C16 - C21	U		0.0250	0.100	mg/L	1	30-Apr-2025 19:07
Aromatics >C21 - C35	U		0.0250	0.100	mg/L	1	30-Apr-2025 19:07
<i>Surr: 1-Chlorooctadecane</i>	<i>81.6</i>			<i>40-140</i>	<i>%REC</i>	<i>1</i>	<i>30-Apr-2025 19:07</i>
<i>Surr: 2-Bromonaphthalene</i>	<i>95.3</i>			<i>40-140</i>	<i>%REC</i>	<i>1</i>	<i>30-Apr-2025 19:07</i>
<i>Surr: 2-Fluorobiphenyl</i>	<i>85.4</i>			<i>40-140</i>	<i>%REC</i>	<i>1</i>	<i>30-Apr-2025 19:07</i>
<i>Surr: o-Terphenyl</i>	<i>75.7</i>			<i>40-140</i>	<i>%REC</i>	<i>1</i>	<i>30-Apr-2025 19:07</i>

Note: See Qualifiers Page for a list of qualifiers and their explanation.

Client: Environmental Resources Mgmt.
 Project: Sulphur Dome
 Sample ID: LDNR-03
 Collection Date: 22-Apr-2025 11:30

ANALYTICAL REPORT
 WorkOrder:HS25041426
 Lab ID:HS25041426-17
 Matrix:Groundwater

ANALYSES	RESULT	QUAL	MDL	REPORT LIMIT	UNITS	DILUTION FACTOR	DATE ANALYZED
DISSOLVED METALS BY SW6020A		Method:SW6020A (dissolved)			Prep:SW3010A / 01-May-2025		Analyst: MSC
Arsenic	0.00145	J	0.000400	0.00200	mg/L	1	06-May-2025 16:06
Barium	0.107		0.00190	0.00400	mg/L	1	06-May-2025 16:06
Calcium	118		0.0340	0.500	mg/L	1	06-May-2025 16:06
Chromium	0.00147	J	0.000400	0.00400	mg/L	1	06-May-2025 16:06
Iron	0.0356	J	0.0120	0.200	mg/L	1	06-May-2025 16:06
Lead		U	0.000600	0.00200	mg/L	1	06-May-2025 16:06
Magnesium	23.2		0.0100	0.200	mg/L	1	06-May-2025 16:06
Manganese	0.309		0.000700	0.00500	mg/L	1	06-May-2025 16:06
Nickel	0.00130	J	0.000600	0.00200	mg/L	1	06-May-2025 16:06
Potassium	2.20		0.0180	0.200	mg/L	1	06-May-2025 16:06
Sodium	205		1.40	20.0	mg/L	100	07-May-2025 16:14
Strontium	0.851		0.000200	0.00500	mg/L	1	06-May-2025 16:06
Vanadium	0.00250	J	0.000600	0.00500	mg/L	1	06-May-2025 16:06
Zinc	0.00335	J	0.00200	0.00400	mg/L	1	06-May-2025 16:06
DISSOLVED MERCURY BY SW7470A		Method:SW7470A (dissolved)			Prep:SW7470A / 05-May-2025		Analyst: JS
Mercury		U	0.0000300	0.000200	mg/L	1	05-May-2025 15:59
HYDROGEN SULFIDE BY E376.1		Method:E376.1			Analyst: CD		
Hydrogen Sulfide		U	0.500	1.00	mg/L	1	28-Apr-2025 10:00
TOTAL DISSOLVED SOLIDS BY SM2540C		Method:M2540C			Analyst: HB		
Total Dissolved Solids (Residue, Filterable)	1,210		3.00	10.0	mg/L	1	28-Apr-2025 10:30
ALKALINITY BY SM2320B		Method:SM2320B			Analyst: DH		
Alkalinity, Bicarbonate (As CaCO3)	138		3.00	10.0	mg/L	1	29-Apr-2025 10:20
Alkalinity, Carbonate (As CaCO3)	8.80	J	3.00	10.0	mg/L	1	29-Apr-2025 10:20
SULFIDE BY SM4500 S2-F		Method:SM4500 S2-F			Analyst: CD		
Sulfide		U	0.920	5.00	mg/L	1	28-Apr-2025 10:00
PH BY SM4500H+ B		Method:SM4500H+ B			Analyst: SG		
pH	8.45	H	0.100	1.00	pH Units	1	29-Apr-2025 10:20
Temp Deg C @pH	23.2	H	0	0	°C	1	29-Apr-2025 10:20
ANIONS BY SW9056A		Method:SW9056			Analyst: TH		
Bromide		U	0.0300	0.100	mg/L	1	01-May-2025 02:53
Chloride	409		2.00	5.00	mg/L	10	01-May-2025 02:59
Sulfate	167		2.00	5.00	mg/L	10	01-May-2025 02:59

Note: See Qualifiers Page for a list of qualifiers and their explanation.

Client: Environmental Resources Mgmt.
 Project: Sulphur Dome
 Sample ID: LDNR-17
 Collection Date: 22-Apr-2025 12:00

ANALYTICAL REPORT
 WorkOrder:HS25041426
 Lab ID:HS25041426-18
 Matrix:Groundwater

ANALYSES	RESULT	QUAL	MDL	REPORT LIMIT	UNITS	DILUTION FACTOR	DATE ANALYZED
LOW LEVEL VOLATILES BY SW8260C		Method:SW8260		Analyst: AKP			
Benzene	U		0.00020	0.0010	mg/L	1	01-May-2025 02:12
Ethylbenzene	U		0.00030	0.0010	mg/L	1	01-May-2025 02:12
m,p-Xylene	U		0.00050	0.0020	mg/L	1	01-May-2025 02:12
o-Xylene	U		0.00030	0.0010	mg/L	1	01-May-2025 02:12
Toluene	U		0.00020	0.0010	mg/L	1	01-May-2025 02:12
Xylenes, Total	U		0.00030	0.0030	mg/L	1	01-May-2025 02:12
<i>Surr: 1,2-Dichloroethane-d4</i>	86.7			70-126	%REC	1	01-May-2025 02:12
<i>Surr: 4-Bromofluorobenzene</i>	93.6			77-113	%REC	1	01-May-2025 02:12
<i>Surr: Dibromofluoromethane</i>	92.5			77-123	%REC	1	01-May-2025 02:12
<i>Surr: Toluene-d8</i>	103			82-127	%REC	1	01-May-2025 02:12
MASSACHUSETTS VPH, FEB 2018, REV 2.1		Method:MA VPH		Analyst: LC			
Aliphatics >C6 - C8	U		0.00180	0.00500	mg/L	1	01-May-2025 03:25
Aliphatics >C8 - C10	U		0.000400	0.00500	mg/L	1	01-May-2025 03:25
Aromatics >C8 - C10	U		0.000600	0.0200	mg/L	1	01-May-2025 03:25
<i>Surr: 2,5-Dibromotoluene (Aliphatic)</i>	83.5			70-130	%REC	1	01-May-2025 03:25
<i>Surr: 2,5-Dibromotoluene (Aromatic)</i>	81.3			70-130	%REC	1	01-May-2025 03:25
MASSACHUSETTS EPH R2.1, DEC 2019		Method:MA EPH		Prep:SW3510 / 29-Apr-2025		Analyst: SAM	
Aliphatics >C10 - C12	U		0.0250	0.100	mg/L	1	30-Apr-2025 19:35
Aliphatics >C12 - C16	U		0.0250	0.100	mg/L	1	30-Apr-2025 19:35
Aliphatics >C16 - C35	U		0.0250	0.100	mg/L	1	30-Apr-2025 19:35
Aromatics >C10 - C12	U		0.0250	0.100	mg/L	1	30-Apr-2025 19:35
Aromatics >C12 - C16	U		0.0250	0.100	mg/L	1	30-Apr-2025 19:35
Aromatics >C16 - C21	U		0.0250	0.100	mg/L	1	30-Apr-2025 19:35
Aromatics >C21 - C35	U		0.0250	0.100	mg/L	1	30-Apr-2025 19:35
<i>Surr: 1-Chlorooctadecane</i>	74.5			40-140	%REC	1	30-Apr-2025 19:35
<i>Surr: 2-Bromonaphthalene</i>	89.4			40-140	%REC	1	30-Apr-2025 19:35
<i>Surr: 2-Fluorobiphenyl</i>	81.3			40-140	%REC	1	30-Apr-2025 19:35
<i>Surr: o-Terphenyl</i>	65.1			40-140	%REC	1	30-Apr-2025 19:35

Note: See Qualifiers Page for a list of qualifiers and their explanation.

Client: Environmental Resources Mgmt.
 Project: Sulphur Dome
 Sample ID: LDNR-17
 Collection Date: 22-Apr-2025 12:00

ANALYTICAL REPORT
 WorkOrder:HS25041426
 Lab ID:HS25041426-18
 Matrix:Groundwater

ANALYSES	RESULT	QUAL	MDL	REPORT LIMIT	UNITS	DILUTION FACTOR	DATE ANALYZED
DISSOLVED METALS BY SW6020A		Method:SW6020A (dissolved)			Prep:SW3010A / 01-May-2025		Analyst: MSC
Arsenic	0.00114	J	0.000400	0.00200	mg/L	1	06-May-2025 16:08
Barium	0.109		0.00190	0.00400	mg/L	1	06-May-2025 16:08
Calcium	110		0.0340	0.500	mg/L	1	06-May-2025 16:08
Chromium		U	0.000400	0.00400	mg/L	1	06-May-2025 16:08
Iron		U	0.0120	0.200	mg/L	1	06-May-2025 16:08
Lead		U	0.000600	0.00200	mg/L	1	06-May-2025 16:08
Magnesium	21.7		0.0100	0.200	mg/L	1	06-May-2025 16:08
Manganese	0.189		0.000700	0.00500	mg/L	1	06-May-2025 16:08
Nickel	0.00120	J	0.000600	0.00200	mg/L	1	06-May-2025 16:08
Potassium	1.96		0.0180	0.200	mg/L	1	06-May-2025 16:08
Sodium	191		1.40	20.0	mg/L	100	07-May-2025 16:16
Strontium	0.795		0.000200	0.00500	mg/L	1	06-May-2025 16:08
Vanadium	0.00213	J	0.000600	0.00500	mg/L	1	06-May-2025 16:08
Zinc	0.00341	J	0.00200	0.00400	mg/L	1	06-May-2025 16:08
DISSOLVED MERCURY BY SW7470A		Method:SW7470A (dissolved)			Prep:SW7470A / 05-May-2025		Analyst: JS
Mercury		U	0.0000300	0.000200	mg/L	1	05-May-2025 16:04
HYDROGEN SULFIDE BY E376.1		Method:E376.1			Analyst: CD		
Hydrogen Sulfide		U	0.500	1.00	mg/L	1	28-Apr-2025 10:00
TOTAL DISSOLVED SOLIDS BY SM2540C		Method:M2540C			Analyst: HB		
Total Dissolved Solids (Residue, Filterable)	1,070		3.00	10.0	mg/L	1	28-Apr-2025 10:30
ALKALINITY BY SM2320B		Method:SM2320B			Analyst: DH		
Alkalinity, Bicarbonate (As CaCO3)	136		3.00	10.0	mg/L	1	29-Apr-2025 10:25
Alkalinity, Carbonate (As CaCO3)	9.20	J	3.00	10.0	mg/L	1	29-Apr-2025 10:25
SULFIDE BY SM4500 S2-F		Method:SM4500 S2-F			Analyst: CD		
Sulfide		U	0.920	5.00	mg/L	1	28-Apr-2025 10:00
PH BY SM4500H+ B		Method:SM4500H+ B			Analyst: SG		
pH	8.46	H	0.100	1.00	pH Units	1	29-Apr-2025 10:25
Temp Deg C @pH	23.2	H	0	0	°C	1	29-Apr-2025 10:25
ANIONS BY SW9056A		Method:SW9056			Analyst: TH		
Bromide		U	0.0300	0.100	mg/L	1	01-May-2025 03:52
Chloride	405		2.00	5.00	mg/L	10	01-May-2025 03:58
Sulfate	170		2.00	5.00	mg/L	10	01-May-2025 03:58

Note: See Qualifiers Page for a list of qualifiers and their explanation.

Client: Environmental Resources Mgmt.
 Project: Sulphur Dome
 Sample ID: LDNR-18
 Collection Date: 22-Apr-2025 14:25

ANALYTICAL REPORT
 WorkOrder:HS25041426
 Lab ID:HS25041426-19
 Matrix:Groundwater

ANALYSES	RESULT	QUAL	MDL	REPORT LIMIT	UNITS	DILUTION FACTOR	DATE ANALYZED
LOW LEVEL VOLATILES BY SW8260C		Method:SW8260		Analyst: AKP			
Benzene	U		0.00020	0.0010	mg/L	1	01-May-2025 02:33
Ethylbenzene	U		0.00030	0.0010	mg/L	1	01-May-2025 02:33
m,p-Xylene	U		0.00050	0.0020	mg/L	1	01-May-2025 02:33
o-Xylene	U		0.00030	0.0010	mg/L	1	01-May-2025 02:33
Toluene	U		0.00020	0.0010	mg/L	1	01-May-2025 02:33
Xylenes, Total	U		0.00030	0.0030	mg/L	1	01-May-2025 02:33
<i>Surr: 1,2-Dichloroethane-d4</i>	<i>87.3</i>			<i>70-126</i>	<i>%REC</i>	<i>1</i>	<i>01-May-2025 02:33</i>
<i>Surr: 4-Bromofluorobenzene</i>	<i>93.5</i>			<i>77-113</i>	<i>%REC</i>	<i>1</i>	<i>01-May-2025 02:33</i>
<i>Surr: Dibromofluoromethane</i>	<i>92.6</i>			<i>77-123</i>	<i>%REC</i>	<i>1</i>	<i>01-May-2025 02:33</i>
<i>Surr: Toluene-d8</i>	<i>101</i>			<i>82-127</i>	<i>%REC</i>	<i>1</i>	<i>01-May-2025 02:33</i>
MASSACHUSETTS VPH, FEB 2018, REV 2.1		Method:MA VPH		Analyst: LC			
Aliphatics >C6 - C8	U		0.00180	0.00500	mg/L	1	01-May-2025 04:03
Aliphatics >C8 - C10	U		0.000400	0.00500	mg/L	1	01-May-2025 04:03
Aromatics >C8 - C10	U		0.000600	0.0200	mg/L	1	01-May-2025 04:03
<i>Surr: 2,5-Dibromotoluene (Aliphatic)</i>	<i>88.5</i>			<i>70-130</i>	<i>%REC</i>	<i>1</i>	<i>01-May-2025 04:03</i>
<i>Surr: 2,5-Dibromotoluene (Aromatic)</i>	<i>87.0</i>			<i>70-130</i>	<i>%REC</i>	<i>1</i>	<i>01-May-2025 04:03</i>
MASSACHUSETTS EPH R2.1, DEC 2019		Method:MA EPH		Prep:SW3510 / 29-Apr-2025		Analyst: SAM	
Aliphatics >C10 - C12	U		0.0250	0.100	mg/L	1	30-Apr-2025 21:02
Aliphatics >C12 - C16	U		0.0250	0.100	mg/L	1	30-Apr-2025 21:02
Aliphatics >C16 - C35	U		0.0250	0.100	mg/L	1	30-Apr-2025 21:02
Aromatics >C10 - C12	U		0.0250	0.100	mg/L	1	30-Apr-2025 21:02
Aromatics >C12 - C16	U		0.0250	0.100	mg/L	1	30-Apr-2025 21:02
Aromatics >C16 - C21	U		0.0250	0.100	mg/L	1	30-Apr-2025 21:02
Aromatics >C21 - C35	U		0.0250	0.100	mg/L	1	30-Apr-2025 21:02
<i>Surr: 1-Chlorooctadecane</i>	<i>79.5</i>			<i>40-140</i>	<i>%REC</i>	<i>1</i>	<i>30-Apr-2025 21:02</i>
<i>Surr: 2-Bromonaphthalene</i>	<i>101</i>			<i>40-140</i>	<i>%REC</i>	<i>1</i>	<i>30-Apr-2025 21:02</i>
<i>Surr: 2-Fluorobiphenyl</i>	<i>90.9</i>			<i>40-140</i>	<i>%REC</i>	<i>1</i>	<i>30-Apr-2025 21:02</i>
<i>Surr: o-Terphenyl</i>	<i>80.1</i>			<i>40-140</i>	<i>%REC</i>	<i>1</i>	<i>30-Apr-2025 21:02</i>

Note: See Qualifiers Page for a list of qualifiers and their explanation.

Client: Environmental Resources Mgmt.
 Project: Sulphur Dome
 Sample ID: LDNR-18
 Collection Date: 22-Apr-2025 14:25

ANALYTICAL REPORT
 WorkOrder:HS25041426
 Lab ID:HS25041426-19
 Matrix:Groundwater

ANALYSES	RESULT	QUAL	MDL	REPORT LIMIT	UNITS	DILUTION FACTOR	DATE ANALYZED
DISSOLVED METALS BY SW6020A		Method:SW6020A (dissolved)			Prep:SW3010A / 01-May-2025		Analyst: MSC
Arsenic	0.00120	J	0.000400	0.00200	mg/L	1	06-May-2025 16:11
Barium	0.106		0.00190	0.00400	mg/L	1	06-May-2025 16:11
Calcium	112		0.0340	0.500	mg/L	1	06-May-2025 16:11
Chromium	U		0.000400	0.00400	mg/L	1	06-May-2025 16:11
Iron	U		0.0120	0.200	mg/L	1	06-May-2025 16:11
Lead	U		0.000600	0.00200	mg/L	1	06-May-2025 16:11
Magnesium	22.2		0.0100	0.200	mg/L	1	06-May-2025 16:11
Manganese	0.137		0.000700	0.00500	mg/L	1	06-May-2025 16:11
Nickel	0.00120	J	0.000600	0.00200	mg/L	1	06-May-2025 16:11
Potassium	1.98		0.0180	0.200	mg/L	1	06-May-2025 16:11
Sodium	198		1.40	20.0	mg/L	100	07-May-2025 16:19
Strontium	0.813		0.000200	0.00500	mg/L	1	06-May-2025 16:11
Vanadium	0.00210	J	0.000600	0.00500	mg/L	1	06-May-2025 16:11
Zinc	0.00316	J	0.00200	0.00400	mg/L	1	06-May-2025 16:11
DISSOLVED MERCURY BY SW7470A		Method:SW7470A (dissolved)			Prep:SW7470A / 05-May-2025		Analyst: JS
Mercury	U		0.0000300	0.000200	mg/L	1	05-May-2025 16:06
HYDROGEN SULFIDE BY E376.1		Method:E376.1			Analyst: CD		
Hydrogen Sulfide	U		0.500	1.00	mg/L	1	28-Apr-2025 10:00
TOTAL DISSOLVED SOLIDS BY SM2540C		Method:M2540C			Analyst: HB		
Total Dissolved Solids (Residue, Filterable)	1,120		3.00	10.0	mg/L	1	28-Apr-2025 10:30
ALKALINITY BY SM2320B		Method:SM2320B			Analyst: DH		
Alkalinity, Bicarbonate (As CaCO3)	133		3.00	10.0	mg/L	1	29-Apr-2025 10:31
Alkalinity, Carbonate (As CaCO3)	10.2		3.00	10.0	mg/L	1	29-Apr-2025 10:31
SULFIDE BY SM4500 S2-F		Method:SM4500 S2-F			Analyst: CD		
Sulfide	U		0.920	5.00	mg/L	1	28-Apr-2025 10:00
PH BY SM4500H+ B		Method:SM4500H+ B			Analyst: SG		
pH	8.50	H	0.100	1.00	pH Units	1	29-Apr-2025 10:31
Temp Deg C @pH	23.2	H	0	0	°C	1	29-Apr-2025 10:31
ANIONS BY SW9056A		Method:SW9056			Analyst: TH		
Bromide	U		0.0300	0.100	mg/L	1	01-May-2025 04:44
Chloride	401		2.00	5.00	mg/L	10	01-May-2025 04:50
Sulfate	169		2.00	5.00	mg/L	10	01-May-2025 04:50

Note: See Qualifiers Page for a list of qualifiers and their explanation.

Client: Environmental Resources Mgmt.
 Project: Sulphur Dome
 Sample ID: LDNR-21
 Collection Date: 22-Apr-2025 14:50

ANALYTICAL REPORT
 WorkOrder:HS25041426
 Lab ID:HS25041426-20
 Matrix:Groundwater

ANALYSES	RESULT	QUAL	MDL	REPORT LIMIT	UNITS	DILUTION FACTOR	DATE ANALYZED
LOW LEVEL VOLATILES BY SW8260C		Method:SW8260		Analyst: AKP			
Benzene	U		0.00020	0.0010	mg/L	1	01-May-2025 02:53
Ethylbenzene	U		0.00030	0.0010	mg/L	1	01-May-2025 02:53
m,p-Xylene	U		0.00050	0.0020	mg/L	1	01-May-2025 02:53
o-Xylene	U		0.00030	0.0010	mg/L	1	01-May-2025 02:53
Toluene	U		0.00020	0.0010	mg/L	1	01-May-2025 02:53
Xylenes, Total	U		0.00030	0.0030	mg/L	1	01-May-2025 02:53
<i>Surr: 1,2-Dichloroethane-d4</i>	<i>88.0</i>			<i>70-126</i>	<i>%REC</i>	<i>1</i>	<i>01-May-2025 02:53</i>
<i>Surr: 4-Bromofluorobenzene</i>	<i>92.5</i>			<i>77-113</i>	<i>%REC</i>	<i>1</i>	<i>01-May-2025 02:53</i>
<i>Surr: Dibromofluoromethane</i>	<i>94.8</i>			<i>77-123</i>	<i>%REC</i>	<i>1</i>	<i>01-May-2025 02:53</i>
<i>Surr: Toluene-d8</i>	<i>102</i>			<i>82-127</i>	<i>%REC</i>	<i>1</i>	<i>01-May-2025 02:53</i>
MASSACHUSETTS VPH, FEB 2018, REV 2.1		Method:MA VPH		Analyst: LC			
Aliphatics >C6 - C8	U		0.00180	0.00500	mg/L	1	01-May-2025 04:42
Aliphatics >C8 - C10	U		0.000400	0.00500	mg/L	1	01-May-2025 04:42
Aromatics >C8 - C10	U		0.000600	0.0200	mg/L	1	01-May-2025 04:42
<i>Surr: 2,5-Dibromotoluene (Aliphatic)</i>	<i>87.6</i>			<i>70-130</i>	<i>%REC</i>	<i>1</i>	<i>01-May-2025 04:42</i>
<i>Surr: 2,5-Dibromotoluene (Aromatic)</i>	<i>85.4</i>			<i>70-130</i>	<i>%REC</i>	<i>1</i>	<i>01-May-2025 04:42</i>
MASSACHUSETTS EPH R2.1, DEC 2019		Method:MA EPH		Prep:SW3510 / 29-Apr-2025		Analyst: SAM	
Aliphatics >C10 - C12	U		0.0250	0.100	mg/L	1	30-Apr-2025 21:31
Aliphatics >C12 - C16	U		0.0250	0.100	mg/L	1	30-Apr-2025 21:31
Aliphatics >C16 - C35	U		0.0250	0.100	mg/L	1	30-Apr-2025 21:31
Aromatics >C10 - C12	U		0.0250	0.100	mg/L	1	30-Apr-2025 21:31
Aromatics >C12 - C16	U		0.0250	0.100	mg/L	1	30-Apr-2025 21:31
Aromatics >C16 - C21	U		0.0250	0.100	mg/L	1	30-Apr-2025 21:31
Aromatics >C21 - C35	U		0.0250	0.100	mg/L	1	30-Apr-2025 21:31
<i>Surr: 1-Chlorooctadecane</i>	<i>81.7</i>			<i>40-140</i>	<i>%REC</i>	<i>1</i>	<i>30-Apr-2025 21:31</i>
<i>Surr: 2-Bromonaphthalene</i>	<i>97.4</i>			<i>40-140</i>	<i>%REC</i>	<i>1</i>	<i>30-Apr-2025 21:31</i>
<i>Surr: 2-Fluorobiphenyl</i>	<i>86.9</i>			<i>40-140</i>	<i>%REC</i>	<i>1</i>	<i>30-Apr-2025 21:31</i>
<i>Surr: o-Terphenyl</i>	<i>70.6</i>			<i>40-140</i>	<i>%REC</i>	<i>1</i>	<i>30-Apr-2025 21:31</i>

Note: See Qualifiers Page for a list of qualifiers and their explanation.

Client: Environmental Resources Mgmt.
 Project: Sulphur Dome
 Sample ID: LDNR-21
 Collection Date: 22-Apr-2025 14:50

ANALYTICAL REPORT
 WorkOrder:HS25041426
 Lab ID:HS25041426-20
 Matrix:Groundwater

ANALYSES	RESULT	QUAL	MDL	REPORT LIMIT	UNITS	DILUTION FACTOR	DATE ANALYZED
DISSOLVED METALS BY SW6020A		Method:SW6020A (dissolved)			Prep:SW3010A / 01-May-2025		Analyst: MSC
Arsenic	0.00128	J	0.000400	0.00200	mg/L	1	06-May-2025 16:13
Barium	0.107		0.00190	0.00400	mg/L	1	06-May-2025 16:13
Calcium	116		0.0340	0.500	mg/L	1	06-May-2025 16:13
Chromium	U		0.000400	0.00400	mg/L	1	06-May-2025 16:13
Iron	U		0.0120	0.200	mg/L	1	06-May-2025 16:13
Lead	U		0.000600	0.00200	mg/L	1	06-May-2025 16:13
Magnesium	23.2		0.0100	0.200	mg/L	1	06-May-2025 16:13
Manganese	0.133		0.000700	0.00500	mg/L	1	06-May-2025 16:13
Nickel	0.000841	J	0.000600	0.00200	mg/L	1	06-May-2025 16:13
Potassium	2.04		0.0180	0.200	mg/L	1	06-May-2025 16:13
Sodium	195		1.40	20.0	mg/L	100	07-May-2025 16:21
Strontium	0.842		0.000200	0.00500	mg/L	1	06-May-2025 16:13
Vanadium	0.00187	J	0.000600	0.00500	mg/L	1	06-May-2025 16:13
Zinc	0.00210	J	0.00200	0.00400	mg/L	1	06-May-2025 16:13
DISSOLVED MERCURY BY SW7470A		Method:SW7470A (dissolved)			Prep:SW7470A / 05-May-2025		Analyst: JS
Mercury	U		0.0000300	0.000200	mg/L	1	05-May-2025 16:07
HYDROGEN SULFIDE BY E376.1		Method:E376.1			Analyst: CD		
Hydrogen Sulfide	U		0.500	1.00	mg/L	1	28-Apr-2025 10:00
TOTAL DISSOLVED SOLIDS BY SM2540C		Method:M2540C			Analyst: HB		
Total Dissolved Solids (Residue, Filterable)	1,120		3.00	10.0	mg/L	1	28-Apr-2025 10:30
ALKALINITY BY SM2320B		Method:SM2320B			Analyst: DH		
Alkalinity, Bicarbonate (As CaCO3)	130		3.00	10.0	mg/L	1	29-Apr-2025 10:36
Alkalinity, Carbonate (As CaCO3)	10.00	J	3.00	10.0	mg/L	1	29-Apr-2025 10:36
SULFIDE BY SM4500 S2-F		Method:SM4500 S2-F			Analyst: CD		
Sulfide	U		0.920	5.00	mg/L	1	28-Apr-2025 10:00
PH BY SM4500H+ B		Method:SM4500H+ B			Analyst: SG		
pH	8.50	H	0.100	1.00	pH Units	1	29-Apr-2025 10:36
Temp Deg C @pH	23.2	H	0	0	°C	1	29-Apr-2025 10:36
ANIONS BY SW9056A		Method:SW9056			Analyst: TH		
Bromide	U		0.0300	0.100	mg/L	1	01-May-2025 04:56
Chloride	390		2.00	5.00	mg/L	10	01-May-2025 05:02
Sulfate	164		2.00	5.00	mg/L	10	01-May-2025 05:02

Note: See Qualifiers Page for a list of qualifiers and their explanation.

Client: Environmental Resources Mgmt.
 Project: Sulphur Dome
 Sample ID: LDNR-22
 Collection Date: 22-Apr-2025 15:10

ANALYTICAL REPORT
 WorkOrder:HS25041426
 Lab ID:HS25041426-21
 Matrix:Groundwater

ANALYSES	RESULT	QUAL	MDL	REPORT LIMIT	UNITS	DILUTION FACTOR	DATE ANALYZED
LOW LEVEL VOLATILES BY SW8260C		Method:SW8260		Analyst: AKP			
Benzene	U		0.00020	0.0010	mg/L	1	01-May-2025 03:14
Ethylbenzene	U		0.00030	0.0010	mg/L	1	01-May-2025 03:14
m,p-Xylene	U		0.00050	0.0020	mg/L	1	01-May-2025 03:14
o-Xylene	U		0.00030	0.0010	mg/L	1	01-May-2025 03:14
Toluene	U		0.00020	0.0010	mg/L	1	01-May-2025 03:14
Xylenes, Total	U		0.00030	0.0030	mg/L	1	01-May-2025 03:14
<i>Surr: 1,2-Dichloroethane-d4</i>	<i>87.0</i>			<i>70-126</i>	<i>%REC</i>	<i>1</i>	<i>01-May-2025 03:14</i>
<i>Surr: 4-Bromofluorobenzene</i>	<i>92.4</i>			<i>77-113</i>	<i>%REC</i>	<i>1</i>	<i>01-May-2025 03:14</i>
<i>Surr: Dibromofluoromethane</i>	<i>93.6</i>			<i>77-123</i>	<i>%REC</i>	<i>1</i>	<i>01-May-2025 03:14</i>
<i>Surr: Toluene-d8</i>	<i>105</i>			<i>82-127</i>	<i>%REC</i>	<i>1</i>	<i>01-May-2025 03:14</i>
MASSACHUSETTS VPH, FEB 2018, REV 2.1		Method:MA VPH		Analyst: LC			
Aliphatics >C6 - C8	U		0.00180	0.00500	mg/L	1	01-May-2025 13:57
Aliphatics >C8 - C10	U		0.000400	0.00500	mg/L	1	01-May-2025 13:57
Aromatics >C8 - C10	U		0.000600	0.0200	mg/L	1	01-May-2025 13:57
<i>Surr: 2,5-Dibromotoluene (Aliphatic)</i>	<i>87.8</i>			<i>70-130</i>	<i>%REC</i>	<i>1</i>	<i>01-May-2025 13:57</i>
<i>Surr: 2,5-Dibromotoluene (Aromatic)</i>	<i>84.8</i>			<i>70-130</i>	<i>%REC</i>	<i>1</i>	<i>01-May-2025 13:57</i>
MASSACHUSETTS EPH R2.1, DEC 2019		Method:MA EPH		Prep:SW3510 / 29-Apr-2025		Analyst: SAM	
Aliphatics >C10 - C12	U		0.0250	0.100	mg/L	1	30-Apr-2025 22:00
Aliphatics >C12 - C16	U		0.0250	0.100	mg/L	1	30-Apr-2025 22:00
Aliphatics >C16 - C35	U		0.0250	0.100	mg/L	1	30-Apr-2025 22:00
Aromatics >C10 - C12	U		0.0250	0.100	mg/L	1	30-Apr-2025 22:00
Aromatics >C12 - C16	U		0.0250	0.100	mg/L	1	30-Apr-2025 22:00
Aromatics >C16 - C21	U		0.0250	0.100	mg/L	1	30-Apr-2025 22:00
Aromatics >C21 - C35	U		0.0250	0.100	mg/L	1	30-Apr-2025 22:00
<i>Surr: 1-Chlorooctadecane</i>	<i>91.1</i>			<i>40-140</i>	<i>%REC</i>	<i>1</i>	<i>30-Apr-2025 22:00</i>
<i>Surr: 2-Bromonaphthalene</i>	<i>97.9</i>			<i>40-140</i>	<i>%REC</i>	<i>1</i>	<i>30-Apr-2025 22:00</i>
<i>Surr: 2-Fluorobiphenyl</i>	<i>89.2</i>			<i>40-140</i>	<i>%REC</i>	<i>1</i>	<i>30-Apr-2025 22:00</i>
<i>Surr: o-Terphenyl</i>	<i>77.7</i>			<i>40-140</i>	<i>%REC</i>	<i>1</i>	<i>30-Apr-2025 22:00</i>

Note: See Qualifiers Page for a list of qualifiers and their explanation.

Client: Environmental Resources Mgmt.
 Project: Sulphur Dome
 Sample ID: LDNR-22
 Collection Date: 22-Apr-2025 15:10

ANALYTICAL REPORT
 WorkOrder:HS25041426
 Lab ID:HS25041426-21
 Matrix:Groundwater

ANALYSES	RESULT	QUAL	MDL	REPORT LIMIT	UNITS	DILUTION FACTOR	DATE ANALYZED
DISSOLVED METALS BY SW6020A		Method:SW6020A (dissolved)			Prep:SW3010A / 01-May-2025		Analyst: MSC
Arsenic	0.00145	J	0.000400	0.00200	mg/L	1	06-May-2025 16:15
Barium	0.104		0.00190	0.00400	mg/L	1	06-May-2025 16:15
Calcium	110		0.0340	0.500	mg/L	1	06-May-2025 16:15
Chromium	U		0.000400	0.00400	mg/L	1	06-May-2025 16:15
Iron	0.0135	J	0.0120	0.200	mg/L	1	06-May-2025 16:15
Lead	U		0.000600	0.00200	mg/L	1	06-May-2025 16:15
Magnesium	21.7		0.0100	0.200	mg/L	1	06-May-2025 16:15
Manganese	0.135		0.000700	0.00500	mg/L	1	06-May-2025 16:15
Nickel	0.00199	J	0.000600	0.00200	mg/L	1	06-May-2025 16:15
Potassium	2.00		0.0180	0.200	mg/L	1	06-May-2025 16:15
Sodium	190		1.40	20.0	mg/L	100	07-May-2025 16:23
Strontium	0.806		0.000200	0.00500	mg/L	1	06-May-2025 16:15
Vanadium	0.00248	J	0.000600	0.00500	mg/L	1	06-May-2025 16:15
Zinc	0.00893		0.00200	0.00400	mg/L	1	06-May-2025 16:15
DISSOLVED MERCURY BY SW7470A		Method:SW7470A (dissolved)			Prep:SW7470A / 05-May-2025		Analyst: JS
Mercury	U		0.0000300	0.000200	mg/L	1	05-May-2025 16:09
HYDROGEN SULFIDE BY E376.1		Method:E376.1			Analyst: CD		
Hydrogen Sulfide	U		0.500	1.00	mg/L	1	28-Apr-2025 10:00
TOTAL DISSOLVED SOLIDS BY SM2540C		Method:M2540C			Analyst: HB		
Total Dissolved Solids (Residue, Filterable)	1,160		3.00	10.0	mg/L	1	28-Apr-2025 10:30
ALKALINITY BY SM2320B		Method:SM2320B			Analyst: DH		
Alkalinity, Bicarbonate (As CaCO3)	132		3.00	10.0	mg/L	1	29-Apr-2025 10:41
Alkalinity, Carbonate (As CaCO3)	10.00	J	3.00	10.0	mg/L	1	29-Apr-2025 10:41
SULFIDE BY SM4500 S2-F		Method:SM4500 S2-F			Analyst: CD		
Sulfide	U		0.920	5.00	mg/L	1	28-Apr-2025 10:00
PH BY SM4500H+ B		Method:SM4500H+ B			Analyst: SG		
pH	8.51	H	0.100	1.00	pH Units	1	29-Apr-2025 10:41
Temp Deg C @pH	23.2	H	0	0	°C	1	29-Apr-2025 10:41
ANIONS BY SW9056A		Method:SW9056			Analyst: TH		
Bromide	U		0.0300	0.100	mg/L	1	01-May-2025 05:08
Chloride	393		2.00	5.00	mg/L	10	01-May-2025 05:13
Sulfate	165		2.00	5.00	mg/L	10	01-May-2025 05:13

Note: See Qualifiers Page for a list of qualifiers and their explanation.

Client: Environmental Resources Mgmt.
 Project: Sulphur Dome
 Sample ID: LDNR-12
 Collection Date: 22-Apr-2025 16:35

ANALYTICAL REPORT

WorkOrder:HS25041426
 Lab ID:HS25041426-22
 Matrix:Groundwater

ANALYSES	RESULT	QUAL	MDL	REPORT LIMIT	UNITS	DILUTION FACTOR	DATE ANALYZED
LOW LEVEL VOLATILES BY SW8260C		Method:SW8260		Analyst: AKP			
Benzene	U		0.00020	0.0010	mg/L	1	01-May-2025 03:35
Ethylbenzene	U		0.00030	0.0010	mg/L	1	01-May-2025 03:35
m,p-Xylene	U		0.00050	0.0020	mg/L	1	01-May-2025 03:35
o-Xylene	U		0.00030	0.0010	mg/L	1	01-May-2025 03:35
Toluene	U		0.00020	0.0010	mg/L	1	01-May-2025 03:35
Xylenes, Total	U		0.00030	0.0030	mg/L	1	01-May-2025 03:35
<i>Surr: 1,2-Dichloroethane-d4</i>	<i>87.5</i>			<i>70-126</i>	<i>%REC</i>	<i>1</i>	<i>01-May-2025 03:35</i>
<i>Surr: 4-Bromofluorobenzene</i>	<i>94.6</i>			<i>77-113</i>	<i>%REC</i>	<i>1</i>	<i>01-May-2025 03:35</i>
<i>Surr: Dibromofluoromethane</i>	<i>92.5</i>			<i>77-123</i>	<i>%REC</i>	<i>1</i>	<i>01-May-2025 03:35</i>
<i>Surr: Toluene-d8</i>	<i>103</i>			<i>82-127</i>	<i>%REC</i>	<i>1</i>	<i>01-May-2025 03:35</i>
MASSACHUSETTS VPH, FEB 2018, REV 2.1		Method:MA VPH		Analyst: LC			
Aliphatics >C6 - C8	U		0.00180	0.00500	mg/L	1	01-May-2025 14:36
Aliphatics >C8 - C10	U		0.000400	0.00500	mg/L	1	01-May-2025 14:36
Aromatics >C8 - C10	U		0.000600	0.0200	mg/L	1	01-May-2025 14:36
<i>Surr: 2,5-Dibromotoluene (Aliphatic)</i>	<i>76.5</i>			<i>70-130</i>	<i>%REC</i>	<i>1</i>	<i>01-May-2025 14:36</i>
<i>Surr: 2,5-Dibromotoluene (Aromatic)</i>	<i>75.0</i>			<i>70-130</i>	<i>%REC</i>	<i>1</i>	<i>01-May-2025 14:36</i>
MASSACHUSETTS EPH R2.1, DEC 2019		Method:MA EPH		Prep:SW3510 / 29-Apr-2025		Analyst: SAM	
Aliphatics >C10 - C12	U		0.0250	0.100	mg/L	1	30-Apr-2025 22:28
Aliphatics >C12 - C16	U		0.0250	0.100	mg/L	1	30-Apr-2025 22:28
Aliphatics >C16 - C35	U		0.0250	0.100	mg/L	1	30-Apr-2025 22:28
Aromatics >C10 - C12	U		0.0250	0.100	mg/L	1	30-Apr-2025 22:28
Aromatics >C12 - C16	U		0.0250	0.100	mg/L	1	30-Apr-2025 22:28
Aromatics >C16 - C21	U		0.0250	0.100	mg/L	1	30-Apr-2025 22:28
Aromatics >C21 - C35	U		0.0250	0.100	mg/L	1	30-Apr-2025 22:28
<i>Surr: 1-Chlorooctadecane</i>	<i>84.4</i>			<i>40-140</i>	<i>%REC</i>	<i>1</i>	<i>30-Apr-2025 22:28</i>
<i>Surr: 2-Bromonaphthalene</i>	<i>110</i>			<i>40-140</i>	<i>%REC</i>	<i>1</i>	<i>30-Apr-2025 22:28</i>
<i>Surr: 2-Fluorobiphenyl</i>	<i>99.4</i>			<i>40-140</i>	<i>%REC</i>	<i>1</i>	<i>30-Apr-2025 22:28</i>
<i>Surr: o-Terphenyl</i>	<i>77.9</i>			<i>40-140</i>	<i>%REC</i>	<i>1</i>	<i>30-Apr-2025 22:28</i>

Note: See Qualifiers Page for a list of qualifiers and their explanation.

Client: Environmental Resources Mgmt.
 Project: Sulphur Dome
 Sample ID: LDNR-12
 Collection Date: 22-Apr-2025 16:35

ANALYTICAL REPORT
 WorkOrder:HS25041426
 Lab ID:HS25041426-22
 Matrix:Groundwater

ANALYSES	RESULT	QUAL	MDL	REPORT LIMIT	UNITS	DILUTION FACTOR	DATE ANALYZED
DISSOLVED METALS BY SW6020A		Method:SW6020A (dissolved)			Prep:SW3010A / 01-May-2025		Analyst: MSC
Arsenic	0.00138	J	0.000400	0.00200	mg/L	1	06-May-2025 16:29
Barium	0.117		0.00190	0.00400	mg/L	1	06-May-2025 16:29
Calcium	117		0.0340	0.500	mg/L	1	06-May-2025 16:29
Chromium	U		0.000400	0.00400	mg/L	1	06-May-2025 16:29
Iron	U		0.0120	0.200	mg/L	1	06-May-2025 16:29
Lead	U		0.000600	0.00200	mg/L	1	06-May-2025 16:29
Magnesium	23.9		0.0100	0.200	mg/L	1	06-May-2025 16:29
Manganese	0.225		0.000700	0.00500	mg/L	1	06-May-2025 16:29
Nickel	0.00124	J	0.000600	0.00200	mg/L	1	06-May-2025 16:29
Potassium	2.06		0.0180	0.200	mg/L	1	06-May-2025 16:29
Sodium	208		1.40	20.0	mg/L	100	07-May-2025 16:26
Strontium	0.858		0.000200	0.00500	mg/L	1	06-May-2025 16:29
Vanadium	0.00198	J	0.000600	0.00500	mg/L	1	06-May-2025 16:29
Zinc	0.00272	J	0.00200	0.00400	mg/L	1	06-May-2025 16:29
DISSOLVED MERCURY BY SW7470A		Method:SW7470A (dissolved)			Prep:SW7470A / 05-May-2025		Analyst: JS
Mercury	U		0.0000300	0.000200	mg/L	1	05-May-2025 16:11
HYDROGEN SULFIDE BY E376.1		Method:E376.1			Analyst: CD		
Hydrogen Sulfide	U		0.500	1.00	mg/L	1	28-Apr-2025 10:00
TOTAL DISSOLVED SOLIDS BY SM2540C		Method:M2540C			Analyst: HB		
Total Dissolved Solids (Residue, Filterable)	1,200		3.00	10.0	mg/L	1	28-Apr-2025 12:00
ALKALINITY BY SM2320B		Method:SM2320B			Analyst: DH		
Alkalinity, Bicarbonate (As CaCO3)	131		3.00	10.0	mg/L	1	29-Apr-2025 11:00
Alkalinity, Carbonate (As CaCO3)	11.0		3.00	10.0	mg/L	1	29-Apr-2025 11:00
SULFIDE BY SM4500 S2-F		Method:SM4500 S2-F			Analyst: CD		
Sulfide	U		0.920	5.00	mg/L	1	28-Apr-2025 10:00
PH BY SM4500H+ B		Method:SM4500H+ B			Analyst: SG		
pH	8.53	H	0.100	1.00	pH Units	1	29-Apr-2025 11:00
Temp Deg C @pH	23.4	H	0	0	°C	1	29-Apr-2025 11:00
ANIONS BY SW9056A		Method:SW9056			Analyst: TH		
Bromide	U		0.0300	0.100	mg/L	1	01-May-2025 05:19
Chloride	420		2.00	5.00	mg/L	10	01-May-2025 05:25
Sulfate	172		2.00	5.00	mg/L	10	01-May-2025 05:25

Note: See Qualifiers Page for a list of qualifiers and their explanation.

Client: Environmental Resources Mgmt.
 Project: Sulphur Dome
 Sample ID: SW-Dup-02
 Collection Date: 21-Apr-2025 00:00

ANALYTICAL REPORT

WorkOrder:HS25041426
 Lab ID:HS25041426-23
 Matrix:Groundwater

ANALYSES	RESULT	QUAL	MDL	REPORT LIMIT	UNITS	DILUTION FACTOR	DATE ANALYZED
LOW LEVEL VOLATILES BY SW8260C		Method:SW8260		Analyst: AKP			
Benzene	U		0.00020	0.0010	mg/L	1	01-May-2025 03:56
Ethylbenzene	U		0.00030	0.0010	mg/L	1	01-May-2025 03:56
m,p-Xylene	U		0.00050	0.0020	mg/L	1	01-May-2025 03:56
o-Xylene	U		0.00030	0.0010	mg/L	1	01-May-2025 03:56
Toluene	U		0.00020	0.0010	mg/L	1	01-May-2025 03:56
Xylenes, Total	U		0.00030	0.0030	mg/L	1	01-May-2025 03:56
<i>Surr: 1,2-Dichloroethane-d4</i>	<i>87.5</i>			<i>70-126</i>	<i>%REC</i>	<i>1</i>	<i>01-May-2025 03:56</i>
<i>Surr: 4-Bromofluorobenzene</i>	<i>95.2</i>			<i>77-113</i>	<i>%REC</i>	<i>1</i>	<i>01-May-2025 03:56</i>
<i>Surr: Dibromofluoromethane</i>	<i>93.7</i>			<i>77-123</i>	<i>%REC</i>	<i>1</i>	<i>01-May-2025 03:56</i>
<i>Surr: Toluene-d8</i>	<i>103</i>			<i>82-127</i>	<i>%REC</i>	<i>1</i>	<i>01-May-2025 03:56</i>
MASSACHUSETTS VPH, FEB 2018, REV 2.1		Method:MA VPH		Analyst: LC			
Aliphatics >C6 - C8	U		0.00180	0.00500	mg/L	1	01-May-2025 15:15
Aliphatics >C8 - C10	U		0.000400	0.00500	mg/L	1	01-May-2025 15:15
Aromatics >C8 - C10	U		0.000600	0.0200	mg/L	1	01-May-2025 15:15
<i>Surr: 2,5-Dibromotoluene (Aliphatic)</i>	<i>89.9</i>			<i>70-130</i>	<i>%REC</i>	<i>1</i>	<i>01-May-2025 15:15</i>
<i>Surr: 2,5-Dibromotoluene (Aromatic)</i>	<i>87.9</i>			<i>70-130</i>	<i>%REC</i>	<i>1</i>	<i>01-May-2025 15:15</i>
MASSACHUSETTS EPH R2.1, DEC 2019		Method:MA EPH		Prep:SW3510 / 29-Apr-2025		Analyst: SAM	
Aliphatics >C10 - C12	U		0.0250	0.100	mg/L	1	30-Apr-2025 22:57
Aliphatics >C12 - C16	U		0.0250	0.100	mg/L	1	30-Apr-2025 22:57
Aliphatics >C16 - C35	U		0.0250	0.100	mg/L	1	30-Apr-2025 22:57
Aromatics >C10 - C12	U		0.0250	0.100	mg/L	1	30-Apr-2025 22:57
Aromatics >C12 - C16	U		0.0250	0.100	mg/L	1	30-Apr-2025 22:57
Aromatics >C16 - C21	U		0.0250	0.100	mg/L	1	30-Apr-2025 22:57
Aromatics >C21 - C35	U		0.0250	0.100	mg/L	1	30-Apr-2025 22:57
<i>Surr: 1-Chlorooctadecane</i>	<i>73.6</i>			<i>40-140</i>	<i>%REC</i>	<i>1</i>	<i>30-Apr-2025 22:57</i>
<i>Surr: 2-Bromonaphthalene</i>	<i>103</i>			<i>40-140</i>	<i>%REC</i>	<i>1</i>	<i>30-Apr-2025 22:57</i>
<i>Surr: 2-Fluorobiphenyl</i>	<i>93.4</i>			<i>40-140</i>	<i>%REC</i>	<i>1</i>	<i>30-Apr-2025 22:57</i>
<i>Surr: o-Terphenyl</i>	<i>75.1</i>			<i>40-140</i>	<i>%REC</i>	<i>1</i>	<i>30-Apr-2025 22:57</i>

Note: See Qualifiers Page for a list of qualifiers and their explanation.

Client: Environmental Resources Mgmt.
 Project: Sulphur Dome
 Sample ID: SW-Dup-02
 Collection Date: 21-Apr-2025 00:00

ANALYTICAL REPORT
 WorkOrder:HS25041426
 Lab ID:HS25041426-23
 Matrix:Groundwater

ANALYSES	RESULT	QUAL	MDL	REPORT LIMIT	UNITS	DILUTION FACTOR	DATE ANALYZED
DISSOLVED METALS BY SW6020A		Method:SW6020A (dissolved)			Prep:SW3010A / 01-May-2025		Analyst: MSC
Arsenic	0.00200	J	0.000400	0.00200	mg/L	1	06-May-2025 16:31
Barium	0.521		0.00190	0.00400	mg/L	1	06-May-2025 16:31
Calcium	9.49		0.0340	0.500	mg/L	1	06-May-2025 16:31
Chromium	U		0.000400	0.00400	mg/L	1	06-May-2025 16:31
Iron	0.0208	J	0.0120	0.200	mg/L	1	06-May-2025 16:31
Lead	U		0.000600	0.00200	mg/L	1	06-May-2025 16:31
Magnesium	1.38		0.0100	0.200	mg/L	1	06-May-2025 16:31
Manganese	0.0303		0.000700	0.00500	mg/L	1	06-May-2025 16:31
Nickel	0.000690	J	0.000600	0.00200	mg/L	1	06-May-2025 16:31
Potassium	1.10		0.0180	0.200	mg/L	1	06-May-2025 16:31
Sodium	32.1		0.0140	0.200	mg/L	1	06-May-2025 16:31
Strontium	0.139		0.000200	0.00500	mg/L	1	06-May-2025 16:31
Vanadium	0.000831	J	0.000600	0.00500	mg/L	1	06-May-2025 16:31
Zinc	0.00417		0.00200	0.00400	mg/L	1	06-May-2025 16:31
DISSOLVED MERCURY BY SW7470A		Method:SW7470A (dissolved)			Prep:SW7470A / 05-May-2025		Analyst: JS
Mercury	U		0.0000300	0.000200	mg/L	1	05-May-2025 16:13
HYDROGEN SULFIDE BY E376.1		Method:E376.1					Analyst: CD
Hydrogen Sulfide	U		0.500	1.00	mg/L	1	28-Apr-2025 10:00
TOTAL DISSOLVED SOLIDS BY SM2540C		Method:M2540C					Analyst: HB
Total Dissolved Solids (Residue, Filterable)	172		3.00	10.0	mg/L	1	28-Apr-2025 10:30
ALKALINITY BY SM2320B		Method:SM2320B					Analyst: DH
Alkalinity, Bicarbonate (As CaCO3)	40.5		3.00	10.0	mg/L	1	29-Apr-2025 11:05
Alkalinity, Carbonate (As CaCO3)	U		3.00	10.0	mg/L	1	29-Apr-2025 11:05
SULFIDE BY SM4500 S2-F		Method:SM4500 S2-F					Analyst: CD
Sulfide	U		0.920	5.00	mg/L	1	28-Apr-2025 10:00
PH BY SM4500H+ B		Method:SM4500H+ B					Analyst: SG
pH	7.97	H	0.100	1.00	pH Units	1	29-Apr-2025 11:05
Temp Deg C @pH	23.3	H	0	0	°C	1	29-Apr-2025 11:05
ANIONS BY SW9056A		Method:SW9056					Analyst: TH
Bromide	U		0.0300	0.100	mg/L	1	01-May-2025 06:06
Chloride	35.2		0.200	0.500	mg/L	1	01-May-2025 06:06
Sulfate	19.6		0.200	0.500	mg/L	1	01-May-2025 06:06

Note: See Qualifiers Page for a list of qualifiers and their explanation.

Client: Environmental Resources Mgmt.
 Project: Sulphur Dome
 Sample ID: LDNR-26
 Collection Date: 21-Apr-2025 11:50

ANALYTICAL REPORT
 WorkOrder:HS25041426
 Lab ID:HS25041426-24
 Matrix:Groundwater

ANALYSES	RESULT	QUAL	MDL	REPORT LIMIT	UNITS	DILUTION FACTOR	DATE ANALYZED
LOW LEVEL VOLATILES BY SW8260C		Method:SW8260		Analyst: AKP			
Benzene	U		0.00028	0.0020	mg/L	1	02-May-2025 15:19
Ethylbenzene	U		0.00033	0.0020	mg/L	1	02-May-2025 15:19
m,p-Xylene	U		0.00061	0.0040	mg/L	1	02-May-2025 15:19
o-Xylene	U		0.00031	0.0020	mg/L	1	02-May-2025 15:19
Toluene	U		0.00033	0.0020	mg/L	1	02-May-2025 15:19
Xylenes, Total	U		0.00030	0.0030	mg/L	1	02-May-2025 15:19
<i>Surr: 1,2-Dichloroethane-d4</i>	<i>84.3</i>			<i>70-126</i>	<i>%REC</i>	<i>1</i>	<i>02-May-2025 15:19</i>
<i>Surr: 4-Bromofluorobenzene</i>	<i>92.0</i>			<i>77-113</i>	<i>%REC</i>	<i>1</i>	<i>02-May-2025 15:19</i>
<i>Surr: Dibromofluoromethane</i>	<i>90.6</i>			<i>77-123</i>	<i>%REC</i>	<i>1</i>	<i>02-May-2025 15:19</i>
<i>Surr: Toluene-d8</i>	<i>103</i>			<i>82-127</i>	<i>%REC</i>	<i>1</i>	<i>02-May-2025 15:19</i>
MASSACHUSETTS VPH, FEB 2018, REV 2.1		Method:MA VPH		Analyst: LC			
Aliphatics >C6 - C8	U		0.00180	0.00500	mg/L	1	01-May-2025 15:54
Aliphatics >C8 - C10	U		0.000400	0.00500	mg/L	1	01-May-2025 15:54
Aromatics >C8 - C10	U		0.000600	0.0200	mg/L	1	01-May-2025 15:54
<i>Surr: 2,5-Dibromotoluene (Aliphatic)</i>	<i>82.3</i>			<i>70-130</i>	<i>%REC</i>	<i>1</i>	<i>01-May-2025 15:54</i>
<i>Surr: 2,5-Dibromotoluene (Aromatic)</i>	<i>80.2</i>			<i>70-130</i>	<i>%REC</i>	<i>1</i>	<i>01-May-2025 15:54</i>
MASSACHUSETTS EPH R2.1, DEC 2019		Method:MA EPH		Prep:SW3510 / 30-Apr-2025		Analyst: SAM	
Aliphatics >C10 - C12	U		0.0250	0.100	mg/L	1	01-May-2025 15:25
Aliphatics >C12 - C16	U		0.0250	0.100	mg/L	1	01-May-2025 15:25
Aliphatics >C16 - C35	U		0.0250	0.100	mg/L	1	01-May-2025 15:25
Aromatics >C10 - C12	U		0.0250	0.100	mg/L	1	01-May-2025 15:25
Aromatics >C12 - C16	U		0.0250	0.100	mg/L	1	01-May-2025 15:25
Aromatics >C16 - C21	U		0.0250	0.100	mg/L	1	01-May-2025 15:25
Aromatics >C21 - C35	U		0.0250	0.100	mg/L	1	01-May-2025 15:25
<i>Surr: 1-Chlorooctadecane</i>	<i>87.8</i>			<i>40-140</i>	<i>%REC</i>	<i>1</i>	<i>01-May-2025 15:25</i>
<i>Surr: 2-Bromonaphthalene</i>	<i>104</i>			<i>40-140</i>	<i>%REC</i>	<i>1</i>	<i>01-May-2025 15:25</i>
<i>Surr: 2-Fluorobiphenyl</i>	<i>95.2</i>			<i>40-140</i>	<i>%REC</i>	<i>1</i>	<i>01-May-2025 15:25</i>
<i>Surr: o-Terphenyl</i>	<i>80.2</i>			<i>40-140</i>	<i>%REC</i>	<i>1</i>	<i>01-May-2025 15:25</i>

Note: See Qualifiers Page for a list of qualifiers and their explanation.

Client: Environmental Resources Mgmt.
 Project: Sulphur Dome
 Sample ID: LDNR-26
 Collection Date: 21-Apr-2025 11:50

ANALYTICAL REPORT
 WorkOrder:HS25041426
 Lab ID:HS25041426-24
 Matrix:Groundwater

ANALYSES	RESULT	QUAL	MDL	REPORT LIMIT	UNITS	DILUTION FACTOR	DATE ANALYZED
DISSOLVED METALS BY SW6020A		Method:SW6020A (dissolved)			Prep:SW3010A / 01-May-2025		Analyst: JC
Arsenic	0.00179	J	0.000400	0.00200	mg/L	1	06-May-2025 17:57
Barium	0.512		0.00190	0.00400	mg/L	1	06-May-2025 17:57
Calcium	9.28		0.0340	0.500	mg/L	1	06-May-2025 17:57
Chromium	U		0.000400	0.00400	mg/L	1	06-May-2025 17:57
Iron	0.0138	J	0.0120	0.200	mg/L	1	06-May-2025 17:57
Lead	U		0.000600	0.00200	mg/L	1	06-May-2025 17:57
Magnesium	1.67		0.0100	0.200	mg/L	1	06-May-2025 17:57
Manganese	0.0295		0.000700	0.00500	mg/L	1	06-May-2025 17:57
Nickel	0.000670	J	0.000600	0.00200	mg/L	1	06-May-2025 17:57
Potassium	1.35		0.0180	0.200	mg/L	1	06-May-2025 17:57
Sodium	32.1		0.0140	0.200	mg/L	1	06-May-2025 17:57
Strontium	0.137		0.000200	0.00500	mg/L	1	06-May-2025 17:57
Vanadium	0.00101	J	0.000600	0.00500	mg/L	1	06-May-2025 17:57
Zinc	0.00348	J	0.00200	0.00400	mg/L	1	06-May-2025 17:57
DISSOLVED MERCURY BY SW7470A		Method:SW7470A (dissolved)			Prep:SW7470A / 05-May-2025		Analyst: JS
Mercury	U		0.0000300	0.000200	mg/L	1	05-May-2025 16:14
HYDROGEN SULFIDE BY E376.1		Method:E376.1			Analyst: CD		
Hydrogen Sulfide	U		0.500	1.00	mg/L	1	28-Apr-2025 10:00
TOTAL DISSOLVED SOLIDS BY SM2540C		Method:M2540C			Analyst: HB		
Total Dissolved Solids (Residue, Filterable)	130		3.00	10.0	mg/L	1	28-Apr-2025 10:30
ALKALINITY BY SM2320B		Method:SM2320B			Analyst: DH		
Alkalinity, Bicarbonate (As CaCO3)	40.2		3.00	10.0	mg/L	1	29-Apr-2025 11:10
Alkalinity, Carbonate (As CaCO3)	U		3.00	10.0	mg/L	1	29-Apr-2025 11:10
SULFIDE BY SM4500 S2-F		Method:SM4500 S2-F			Analyst: CD		
Sulfide	U		0.920	5.00	mg/L	1	28-Apr-2025 10:00
PH BY SM4500H+ B		Method:SM4500H+ B			Analyst: SG		
pH	7.95	H	0.100	1.00	pH Units	1	29-Apr-2025 11:10
Temp Deg C @pH	23.3	H	0	0	°C	1	29-Apr-2025 11:10
ANIONS BY SW9056A		Method:SW9056			Analyst: TH		
Bromide	U		0.0300	0.100	mg/L	1	01-May-2025 06:12
Chloride	35.7		0.200	0.500	mg/L	1	01-May-2025 06:12
Sulfate	19.9		0.200	0.500	mg/L	1	01-May-2025 06:12

Note: See Qualifiers Page for a list of qualifiers and their explanation.

Client: Environmental Resources Mgmt.
 Project: Sulphur Dome
 Sample ID: SW-Dup-01
 Collection Date: 21-Apr-2025 00:00

ANALYTICAL REPORT
 WorkOrder:HS25041426
 Lab ID:HS25041426-25
 Matrix:Groundwater

ANALYSES	RESULT	QUAL	MDL	REPORT LIMIT	UNITS	DILUTION FACTOR	DATE ANALYZED
LOW LEVEL VOLATILES BY SW8260C		Method:SW8260		Analyst: AKP			
Benzene		U	0.00020	0.0010	mg/L	1	01-May-2025 04:17
Ethylbenzene		U	0.00030	0.0010	mg/L	1	01-May-2025 04:17
m,p-Xylene		U	0.00050	0.0020	mg/L	1	01-May-2025 04:17
o-Xylene		U	0.00030	0.0010	mg/L	1	01-May-2025 04:17
Toluene		U	0.00020	0.0010	mg/L	1	01-May-2025 04:17
Xylenes, Total		U	0.00030	0.0030	mg/L	1	01-May-2025 04:17
<i>Surr: 1,2-Dichloroethane-d4</i>	86.3			70-126	%REC	1	01-May-2025 04:17
<i>Surr: 4-Bromofluorobenzene</i>	93.2			77-113	%REC	1	01-May-2025 04:17
<i>Surr: Dibromofluoromethane</i>	94.4			77-123	%REC	1	01-May-2025 04:17
<i>Surr: Toluene-d8</i>	101			82-127	%REC	1	01-May-2025 04:17
MASSACHUSETTS VPH, FEB 2018, REV 2.1		Method:MA VPH		Analyst: LC			
Aliphatics >C6 - C8	0.0140		0.00180	0.00500	mg/L	1	01-May-2025 16:32
Aliphatics >C8 - C10	0.000543	J	0.000400	0.00500	mg/L	1	01-May-2025 16:32
Aromatics >C8 - C10		U	0.000600	0.0200	mg/L	1	01-May-2025 16:32
<i>Surr: 2,5-Dibromotoluene (Aliphatic)</i>	90.2			70-130	%REC	1	01-May-2025 16:32
<i>Surr: 2,5-Dibromotoluene (Aromatic)</i>	87.7			70-130	%REC	1	01-May-2025 16:32
MASSACHUSETTS EPH R2.1, DEC 2019		Method:MA EPH		Prep:SW3510 / 29-Apr-2025		Analyst: SAM	
Aliphatics >C10 - C12		U	0.0250	0.100	mg/L	1	30-Apr-2025 23:26
Aliphatics >C12 - C16		U	0.0250	0.100	mg/L	1	30-Apr-2025 23:26
Aliphatics >C16 - C35		U	0.0250	0.100	mg/L	1	30-Apr-2025 23:26
Aromatics >C10 - C12		U	0.0250	0.100	mg/L	1	30-Apr-2025 23:26
Aromatics >C12 - C16		U	0.0250	0.100	mg/L	1	30-Apr-2025 23:26
Aromatics >C16 - C21		U	0.0250	0.100	mg/L	1	30-Apr-2025 23:26
Aromatics >C21 - C35		U	0.0250	0.100	mg/L	1	30-Apr-2025 23:26
<i>Surr: 1-Chlorooctadecane</i>	87.5			40-140	%REC	1	30-Apr-2025 23:26
<i>Surr: 2-Bromonaphthalene</i>	108			40-140	%REC	1	30-Apr-2025 23:26
<i>Surr: 2-Fluorobiphenyl</i>	97.5			40-140	%REC	1	30-Apr-2025 23:26
<i>Surr: o-Terphenyl</i>	77.2			40-140	%REC	1	30-Apr-2025 23:26

Note: See Qualifiers Page for a list of qualifiers and their explanation.

Client: Environmental Resources Mgmt.
 Project: Sulphur Dome
 Sample ID: SW-Dup-01
 Collection Date: 21-Apr-2025 00:00

ANALYTICAL REPORT
 WorkOrder:HS25041426
 Lab ID:HS25041426-25
 Matrix:Groundwater

ANALYSES	RESULT	QUAL	MDL	REPORT LIMIT	UNITS	DILUTION FACTOR	DATE ANALYZED
DISSOLVED METALS BY SW6020A		Method:SW6020A (dissolved)			Prep:SW3010A / 01-May-2025		Analyst: MSC
Arsenic	0.00168	J	0.000400	0.00200	mg/L	1	06-May-2025 16:34
Barium	0.603		0.00190	0.00400	mg/L	1	06-May-2025 16:34
Calcium	113		0.0340	0.500	mg/L	1	06-May-2025 16:34
Chromium	U		0.000400	0.00400	mg/L	1	06-May-2025 16:34
Iron	0.0327	J	0.0120	0.200	mg/L	1	06-May-2025 16:34
Lead	U		0.000600	0.00200	mg/L	1	06-May-2025 16:34
Magnesium	22.5		0.0100	0.200	mg/L	1	06-May-2025 16:34
Manganese	0.631		0.000700	0.00500	mg/L	1	06-May-2025 16:34
Nickel	0.000885	J	0.000600	0.00200	mg/L	1	06-May-2025 16:34
Potassium	2.12		0.0180	0.200	mg/L	1	06-May-2025 16:34
Sodium	197		1.40	20.0	mg/L	100	07-May-2025 16:28
Strontium	0.850		0.000200	0.00500	mg/L	1	06-May-2025 16:34
Vanadium	0.00229	J	0.000600	0.00500	mg/L	1	06-May-2025 16:34
Zinc	0.00679		0.00200	0.00400	mg/L	1	06-May-2025 16:34
DISSOLVED MERCURY BY SW7470A		Method:SW7470A (dissolved)			Prep:SW7470A / 05-May-2025		Analyst: JS
Mercury	U		0.0000300	0.000200	mg/L	1	05-May-2025 16:16
HYDROGEN SULFIDE BY E376.1		Method:E376.1					Analyst: CD
Hydrogen Sulfide	U		0.500	1.00	mg/L	1	28-Apr-2025 10:00
TOTAL DISSOLVED SOLIDS BY SM2540C		Method:M2540C					Analyst: HB
Total Dissolved Solids (Residue, Filterable)	1,060		3.00	10.0	mg/L	1	28-Apr-2025 10:30
ALKALINITY BY SM2320B		Method:SM2320B					Analyst: DH
Alkalinity, Bicarbonate (As CaCO3)	146		3.00	10.0	mg/L	1	29-Apr-2025 11:20
Alkalinity, Carbonate (As CaCO3)	7.60	J	3.00	10.0	mg/L	1	29-Apr-2025 11:20
SULFIDE BY SM4500 S2-F		Method:SM4500 S2-F					Analyst: CD
Sulfide	U		0.920	5.00	mg/L	1	28-Apr-2025 10:00
PH BY SM4500H+ B		Method:SM4500H+ B					Analyst: SG
pH	8.37	H	0.100	1.00	pH Units	1	29-Apr-2025 11:20
Temp Deg C @pH	23.3	H	0	0	°C	1	29-Apr-2025 11:20
ANIONS BY SW9056A		Method:SW9056					Analyst: TH
Bromide	U		0.0300	0.100	mg/L	1	01-May-2025 06:29
Chloride	402		2.00	5.00	mg/L	10	01-May-2025 06:35
Sulfate	160		2.00	5.00	mg/L	10	01-May-2025 06:35

Note: See Qualifiers Page for a list of qualifiers and their explanation.

Client: Environmental Resources Mgmt.
 Project: Sulphur Dome
 Sample ID: LDNR-04
 Collection Date: 21-Apr-2025 14:35

ANALYTICAL REPORT
 WorkOrder:HS25041426
 Lab ID:HS25041426-26
 Matrix:Groundwater

ANALYSES	RESULT	QUAL	MDL	REPORT LIMIT	UNITS	DILUTION FACTOR	DATE ANALYZED
LOW LEVEL VOLATILES BY SW8260C		Method:SW8260		Analyst: AKP			
Benzene		U	0.00020	0.0010	mg/L	1	01-May-2025 04:38
Ethylbenzene		U	0.00030	0.0010	mg/L	1	01-May-2025 04:38
m,p-Xylene		U	0.00050	0.0020	mg/L	1	01-May-2025 04:38
o-Xylene		U	0.00030	0.0010	mg/L	1	01-May-2025 04:38
Toluene		U	0.00020	0.0010	mg/L	1	01-May-2025 04:38
Xylenes, Total		U	0.00030	0.0030	mg/L	1	01-May-2025 04:38
<i>Surr: 1,2-Dichloroethane-d4</i>	<i>88.7</i>			<i>70-126</i>	<i>%REC</i>	<i>1</i>	<i>01-May-2025 04:38</i>
<i>Surr: 4-Bromofluorobenzene</i>	<i>92.5</i>			<i>77-113</i>	<i>%REC</i>	<i>1</i>	<i>01-May-2025 04:38</i>
<i>Surr: Dibromofluoromethane</i>	<i>94.5</i>			<i>77-123</i>	<i>%REC</i>	<i>1</i>	<i>01-May-2025 04:38</i>
<i>Surr: Toluene-d8</i>	<i>103</i>			<i>82-127</i>	<i>%REC</i>	<i>1</i>	<i>01-May-2025 04:38</i>
MASSACHUSETTS VPH, FEB 2018, REV 2.1		Method:MA VPH		Analyst: LC			
Aliphatics >C6 - C8	0.0139		0.00180	0.00500	mg/L	1	01-May-2025 17:11
Aliphatics >C8 - C10	0.000773	J	0.000400	0.00500	mg/L	1	01-May-2025 17:11
Aromatics >C8 - C10		U	0.000600	0.0200	mg/L	1	01-May-2025 17:11
<i>Surr: 2,5-Dibromotoluene (Aliphatic)</i>	<i>87.3</i>			<i>70-130</i>	<i>%REC</i>	<i>1</i>	<i>01-May-2025 17:11</i>
<i>Surr: 2,5-Dibromotoluene (Aromatic)</i>	<i>85.1</i>			<i>70-130</i>	<i>%REC</i>	<i>1</i>	<i>01-May-2025 17:11</i>
MASSACHUSETTS EPH R2.1, DEC 2019		Method:MA EPH		Prep:SW3510 / 29-Apr-2025		Analyst: SAM	
Aliphatics >C10 - C12		U	0.0250	0.100	mg/L	1	30-Apr-2025 23:55
Aliphatics >C12 - C16		U	0.0250	0.100	mg/L	1	30-Apr-2025 23:55
Aliphatics >C16 - C35		U	0.0250	0.100	mg/L	1	30-Apr-2025 23:55
Aromatics >C10 - C12		U	0.0250	0.100	mg/L	1	30-Apr-2025 23:55
Aromatics >C12 - C16		U	0.0250	0.100	mg/L	1	30-Apr-2025 23:55
Aromatics >C16 - C21		U	0.0250	0.100	mg/L	1	30-Apr-2025 23:55
Aromatics >C21 - C35		U	0.0250	0.100	mg/L	1	30-Apr-2025 23:55
<i>Surr: 1-Chlorooctadecane</i>	<i>87.9</i>			<i>40-140</i>	<i>%REC</i>	<i>1</i>	<i>30-Apr-2025 23:55</i>
<i>Surr: 2-Bromonaphthalene</i>	<i>107</i>			<i>40-140</i>	<i>%REC</i>	<i>1</i>	<i>30-Apr-2025 23:55</i>
<i>Surr: 2-Fluorobiphenyl</i>	<i>96.0</i>			<i>40-140</i>	<i>%REC</i>	<i>1</i>	<i>30-Apr-2025 23:55</i>
<i>Surr: o-Terphenyl</i>	<i>81.3</i>			<i>40-140</i>	<i>%REC</i>	<i>1</i>	<i>30-Apr-2025 23:55</i>

Note: See Qualifiers Page for a list of qualifiers and their explanation.

Client: Environmental Resources Mgmt.
 Project: Sulphur Dome
 Sample ID: LDNR-04
 Collection Date: 21-Apr-2025 14:35

ANALYTICAL REPORT
 WorkOrder:HS25041426
 Lab ID:HS25041426-26
 Matrix:Groundwater

ANALYSES	RESULT	QUAL	MDL	REPORT LIMIT	UNITS	DILUTION FACTOR	DATE ANALYZED
DISSOLVED METALS BY SW6020A		Method:SW6020A (dissolved)			Prep:SW3010A / 01-May-2025		Analyst: MSC
Arsenic	0.00164	J	0.000400	0.00200	mg/L	1	06-May-2025 16:36
Barium	0.625		0.00190	0.00400	mg/L	1	06-May-2025 16:36
Calcium	113		0.0340	0.500	mg/L	1	06-May-2025 16:36
Chromium	U		0.000400	0.00400	mg/L	1	06-May-2025 16:36
Iron	0.0383	J	0.0120	0.200	mg/L	1	06-May-2025 16:36
Lead	U		0.000600	0.00200	mg/L	1	06-May-2025 16:36
Magnesium	22.3		0.0100	0.200	mg/L	1	06-May-2025 16:36
Manganese	0.634		0.000700	0.00500	mg/L	1	06-May-2025 16:36
Nickel	0.00136	J	0.000600	0.00200	mg/L	1	06-May-2025 16:36
Potassium	2.16		0.0180	0.200	mg/L	1	06-May-2025 16:36
Sodium	190		1.40	20.0	mg/L	100	07-May-2025 16:30
Strontium	0.861		0.000200	0.00500	mg/L	1	06-May-2025 16:36
Vanadium	0.00226	J	0.000600	0.00500	mg/L	1	06-May-2025 16:36
Zinc	0.00901		0.00200	0.00400	mg/L	1	06-May-2025 16:36
DISSOLVED MERCURY BY SW7470A		Method:SW7470A (dissolved)			Prep:SW7470A / 05-May-2025		Analyst: JS
Mercury	U		0.0000300	0.000200	mg/L	1	05-May-2025 16:18
HYDROGEN SULFIDE BY E376.1		Method:E376.1			Analyst: CD		
Hydrogen Sulfide	U		0.500	1.00	mg/L	1	28-Apr-2025 10:00
TOTAL DISSOLVED SOLIDS BY SM2540C		Method:M2540C			Analyst: HB		
Total Dissolved Solids (Residue, Filterable)	1,160		3.00	10.0	mg/L	1	28-Apr-2025 10:30
ALKALINITY BY SM2320B		Method:SM2320B			Analyst: DH		
Alkalinity, Bicarbonate (As CaCO3)	150		3.00	10.0	mg/L	1	29-Apr-2025 11:25
Alkalinity, Carbonate (As CaCO3)	6.40	J	3.00	10.0	mg/L	1	29-Apr-2025 11:25
SULFIDE BY SM4500 S2-F		Method:SM4500 S2-F			Analyst: CD		
Sulfide	U		0.920	5.00	mg/L	1	28-Apr-2025 10:00
PH BY SM4500H+ B		Method:SM4500H+ B			Analyst: SG		
pH	8.34	H	0.100	1.00	pH Units	1	29-Apr-2025 11:25
Temp Deg C @pH	23.2	H	0	0	°C	1	29-Apr-2025 11:25
ANIONS BY SW9056A		Method:SW9056			Analyst: TH		
Bromide	U		0.0300	0.100	mg/L	1	01-May-2025 06:41
Chloride	399		2.00	5.00	mg/L	10	01-May-2025 06:47
Sulfate	159		2.00	5.00	mg/L	10	01-May-2025 06:47

Note: See Qualifiers Page for a list of qualifiers and their explanation.

Client: Environmental Resources Mgmt.
 Project: Sulphur Dome
 Sample ID: LDNR-24
 Collection Date: 21-Apr-2025 15:20

ANALYTICAL REPORT
 WorkOrder:HS25041426
 Lab ID:HS25041426-27
 Matrix:Groundwater

ANALYSES	RESULT	QUAL	MDL	REPORT LIMIT	UNITS	DILUTION FACTOR	DATE ANALYZED
LOW LEVEL VOLATILES BY SW8260C			Method:SW8260		Analyst: AKP		
Benzene	0.00077	J	0.00028	0.0020	mg/L	1	01-May-2025 12:11
Ethylbenzene		U	0.00033	0.0020	mg/L	1	01-May-2025 12:11
m,p-Xylene		U	0.00061	0.0040	mg/L	1	01-May-2025 12:11
o-Xylene		U	0.00031	0.0020	mg/L	1	01-May-2025 12:11
Toluene	0.00081	J	0.00033	0.0020	mg/L	1	01-May-2025 12:11
Xylenes, Total		U	0.00092	0.0030	mg/L	1	01-May-2025 12:11
<i>Surr: 1,2-Dichloroethane-d4</i>	<i>86.7</i>			<i>70-126</i>	<i>%REC</i>	<i>1</i>	<i>01-May-2025 12:11</i>
<i>Surr: 4-Bromofluorobenzene</i>	<i>92.3</i>			<i>77-113</i>	<i>%REC</i>	<i>1</i>	<i>01-May-2025 12:11</i>
<i>Surr: Dibromofluoromethane</i>	<i>91.7</i>			<i>77-123</i>	<i>%REC</i>	<i>1</i>	<i>01-May-2025 12:11</i>
<i>Surr: Toluene-d8</i>	<i>103</i>			<i>82-127</i>	<i>%REC</i>	<i>1</i>	<i>01-May-2025 12:11</i>
MASSACHUSETTS VPH, FEB 2018, REV 2.1			Method:MA VPH		Analyst: LC		
Aliphatics >C6 - C8	0.0860		0.00180	0.00500	mg/L	1	01-May-2025 17:50
Aliphatics >C8 - C10	0.00124	J	0.000400	0.00500	mg/L	1	01-May-2025 17:50
Aromatics >C8 - C10	0.00450	J	0.000600	0.0200	mg/L	1	01-May-2025 17:50
<i>Surr: 2,5-Dibromotoluene (Aliphatic)</i>	<i>86.9</i>			<i>70-130</i>	<i>%REC</i>	<i>1</i>	<i>01-May-2025 17:50</i>
<i>Surr: 2,5-Dibromotoluene (Aromatic)</i>	<i>84.2</i>			<i>70-130</i>	<i>%REC</i>	<i>1</i>	<i>01-May-2025 17:50</i>
MASSACHUSETTS EPH R2.1, DEC 2019			Method:MA EPH		Prep:SW3510 / 29-Apr-2025		Analyst: SAM
Aliphatics >C10 - C12		U	0.0250	0.100	mg/L	1	01-May-2025 00:24
Aliphatics >C12 - C16		U	0.0250	0.100	mg/L	1	01-May-2025 00:24
Aliphatics >C16 - C35		U	0.0250	0.100	mg/L	1	01-May-2025 00:24
Aromatics >C10 - C12		U	0.0250	0.100	mg/L	1	01-May-2025 00:24
Aromatics >C12 - C16		U	0.0250	0.100	mg/L	1	01-May-2025 00:24
Aromatics >C16 - C21		U	0.0250	0.100	mg/L	1	01-May-2025 00:24
Aromatics >C21 - C35		U	0.0250	0.100	mg/L	1	01-May-2025 00:24
<i>Surr: 1-Chlorooctadecane</i>	<i>76.6</i>			<i>40-140</i>	<i>%REC</i>	<i>1</i>	<i>01-May-2025 00:24</i>
<i>Surr: 2-Bromonaphthalene</i>	<i>103</i>			<i>40-140</i>	<i>%REC</i>	<i>1</i>	<i>01-May-2025 00:24</i>
<i>Surr: 2-Fluorobiphenyl</i>	<i>92.4</i>			<i>40-140</i>	<i>%REC</i>	<i>1</i>	<i>01-May-2025 00:24</i>
<i>Surr: o-Terphenyl</i>	<i>79.9</i>			<i>40-140</i>	<i>%REC</i>	<i>1</i>	<i>01-May-2025 00:24</i>

Note: See Qualifiers Page for a list of qualifiers and their explanation.

Client: Environmental Resources Mgmt.
 Project: Sulphur Dome
 Sample ID: LDNR-24
 Collection Date: 21-Apr-2025 15:20

ANALYTICAL REPORT
 WorkOrder:HS25041426
 Lab ID:HS25041426-27
 Matrix:Groundwater

ANALYSES	RESULT	QUAL	MDL	REPORT LIMIT	UNITS	DILUTION FACTOR	DATE ANALYZED
DISSOLVED METALS BY SW6020A		Method:SW6020A (dissolved)			Prep:SW3010A / 01-May-2025		Analyst: MSC
Arsenic	0.00200		0.000400	0.00200	mg/L	1	06-May-2025 16:38
Barium	0.132		0.00190	0.00400	mg/L	1	06-May-2025 16:38
Calcium	106		0.0340	0.500	mg/L	1	06-May-2025 16:38
Chromium		U	0.000400	0.00400	mg/L	1	06-May-2025 16:38
Iron	0.0319	J	0.0120	0.200	mg/L	1	06-May-2025 16:38
Lead		U	0.000600	0.00200	mg/L	1	06-May-2025 16:38
Magnesium	21.3		0.0100	0.200	mg/L	1	06-May-2025 16:38
Manganese	0.340		0.000700	0.00500	mg/L	1	06-May-2025 16:38
Nickel	0.00102	J	0.000600	0.00200	mg/L	1	06-May-2025 16:38
Potassium	1.98		0.0180	0.200	mg/L	1	06-May-2025 16:38
Sodium	225		1.40	20.0	mg/L	100	08-May-2025 12:50
Strontium	0.784		0.000200	0.00500	mg/L	1	06-May-2025 16:38
Vanadium	0.00152	J	0.000600	0.00500	mg/L	1	06-May-2025 16:38
Zinc	0.0114		0.00200	0.00400	mg/L	1	06-May-2025 16:38
DISSOLVED MERCURY BY SW7470A		Method:SW7470A (dissolved)			Prep:SW7470A / 05-May-2025		Analyst: JS
Mercury		U	0.0000300	0.000200	mg/L	1	05-May-2025 16:19
HYDROGEN SULFIDE BY E376.1		Method:E376.1			Analyst: CD		
Hydrogen Sulfide		U	0.500	1.00	mg/L	1	28-Apr-2025 10:00
TOTAL DISSOLVED SOLIDS BY SM2540C		Method:M2540C			Analyst: HB		
Total Dissolved Solids (Residue, Filterable)	956		3.00	10.0	mg/L	1	28-Apr-2025 10:30
ALKALINITY BY SM2320B		Method:SM2320B			Analyst: DH		
Alkalinity, Bicarbonate (As CaCO3)	145		3.00	10.0	mg/L	1	29-Apr-2025 11:31
Alkalinity, Carbonate (As CaCO3)	6.60	J	3.00	10.0	mg/L	1	29-Apr-2025 11:31
SULFIDE BY SM4500 S2-F		Method:SM4500 S2-F			Analyst: CD		
Sulfide		U	0.920	5.00	mg/L	1	28-Apr-2025 10:00
PH BY SM4500H+ B		Method:SM4500H+ B			Analyst: SG		
pH	8.35	H	0.100	1.00	pH Units	1	29-Apr-2025 11:31
Temp Deg C @pH	23.3	H	0	0	°C	1	29-Apr-2025 11:31
ANIONS BY SW9056A		Method:SW9056			Analyst: TH		
Bromide		U	0.0300	0.100	mg/L	1	01-May-2025 07:16
Chloride	402		2.00	5.00	mg/L	10	01-May-2025 07:22
Sulfate	166		2.00	5.00	mg/L	10	01-May-2025 07:22

Note: See Qualifiers Page for a list of qualifiers and their explanation.

Client: Environmental Resources Mgmt.
 Project: Sulphur Dome
 Sample ID: LDNR-08
 Collection Date: 22-Apr-2025 08:45

ANALYTICAL REPORT
 WorkOrder:HS25041426
 Lab ID:HS25041426-28
 Matrix:Groundwater

ANALYSES	RESULT	QUAL	MDL	REPORT LIMIT	UNITS	DILUTION FACTOR	DATE ANALYZED
LOW LEVEL VOLATILES BY SW8260C		Method:SW8260		Analyst: AKP			
Benzene	U		0.00028	0.0020	mg/L	1	01-May-2025 12:32
Ethylbenzene	U		0.00033	0.0020	mg/L	1	01-May-2025 12:32
m,p-Xylene	U		0.00061	0.0040	mg/L	1	01-May-2025 12:32
o-Xylene	U		0.00031	0.0020	mg/L	1	01-May-2025 12:32
Toluene	U		0.00033	0.0020	mg/L	1	01-May-2025 12:32
Xylenes, Total	U		0.00092	0.0030	mg/L	1	01-May-2025 12:32
<i>Surr: 1,2-Dichloroethane-d4</i>	<i>86.1</i>			<i>70-126</i>	<i>%REC</i>	<i>1</i>	<i>01-May-2025 12:32</i>
<i>Surr: 4-Bromofluorobenzene</i>	<i>94.3</i>			<i>77-113</i>	<i>%REC</i>	<i>1</i>	<i>01-May-2025 12:32</i>
<i>Surr: Dibromofluoromethane</i>	<i>92.3</i>			<i>77-123</i>	<i>%REC</i>	<i>1</i>	<i>01-May-2025 12:32</i>
<i>Surr: Toluene-d8</i>	<i>103</i>			<i>82-127</i>	<i>%REC</i>	<i>1</i>	<i>01-May-2025 12:32</i>
MASSACHUSETTS VPH, FEB 2018, REV 2.1		Method:MA VPH		Analyst: LC			
Aliphatics >C6 - C8	U		0.00180	0.00500	mg/L	1	01-May-2025 19:46
Aliphatics >C8 - C10	U		0.000400	0.00500	mg/L	1	01-May-2025 19:46
Aromatics >C8 - C10	U		0.000600	0.0200	mg/L	1	01-May-2025 19:46
<i>Surr: 2,5-Dibromotoluene (Aliphatic)</i>	<i>80.2</i>			<i>70-130</i>	<i>%REC</i>	<i>1</i>	<i>01-May-2025 19:46</i>
<i>Surr: 2,5-Dibromotoluene (Aromatic)</i>	<i>78.2</i>			<i>70-130</i>	<i>%REC</i>	<i>1</i>	<i>01-May-2025 19:46</i>
MASSACHUSETTS EPH R2.1, DEC 2019		Method:MA EPH		Prep:SW3510 / 29-Apr-2025		Analyst: SAM	
Aliphatics >C10 - C12	U		0.0250	0.100	mg/L	1	01-May-2025 00:53
Aliphatics >C12 - C16	U		0.0250	0.100	mg/L	1	01-May-2025 00:53
Aliphatics >C16 - C35	U		0.0250	0.100	mg/L	1	01-May-2025 00:53
Aromatics >C10 - C12	U		0.0250	0.100	mg/L	1	01-May-2025 00:53
Aromatics >C12 - C16	U		0.0250	0.100	mg/L	1	01-May-2025 00:53
Aromatics >C16 - C21	U		0.0250	0.100	mg/L	1	01-May-2025 00:53
Aromatics >C21 - C35	U		0.0250	0.100	mg/L	1	01-May-2025 00:53
<i>Surr: 1-Chlorooctadecane</i>	<i>80.0</i>			<i>40-140</i>	<i>%REC</i>	<i>1</i>	<i>01-May-2025 00:53</i>
<i>Surr: 2-Bromonaphthalene</i>	<i>97.5</i>			<i>40-140</i>	<i>%REC</i>	<i>1</i>	<i>01-May-2025 00:53</i>
<i>Surr: 2-Fluorobiphenyl</i>	<i>86.8</i>			<i>40-140</i>	<i>%REC</i>	<i>1</i>	<i>01-May-2025 00:53</i>
<i>Surr: o-Terphenyl</i>	<i>72.2</i>			<i>40-140</i>	<i>%REC</i>	<i>1</i>	<i>01-May-2025 00:53</i>

Note: See Qualifiers Page for a list of qualifiers and their explanation.

Client: Environmental Resources Mgmt.
 Project: Sulphur Dome
 Sample ID: LDNR-08
 Collection Date: 22-Apr-2025 08:45

ANALYTICAL REPORT
 WorkOrder:HS25041426
 Lab ID:HS25041426-28
 Matrix:Groundwater

ANALYSES	RESULT	QUAL	MDL	REPORT LIMIT	UNITS	DILUTION FACTOR	DATE ANALYZED
DISSOLVED METALS BY SW6020A		Method:SW6020A (dissolved)			Prep:SW3010A / 01-May-2025		Analyst: MSC
Arsenic	0.00129	J	0.000400	0.00200	mg/L	1	06-May-2025 16:41
Barium	0.112		0.00190	0.00400	mg/L	1	06-May-2025 16:41
Calcium	115		0.0340	0.500	mg/L	1	06-May-2025 16:41
Chromium	U		0.000400	0.00400	mg/L	1	06-May-2025 16:41
Iron	U		0.0120	0.200	mg/L	1	06-May-2025 16:41
Lead	U		0.000600	0.00200	mg/L	1	06-May-2025 16:41
Magnesium	23.3		0.0100	0.200	mg/L	1	06-May-2025 16:41
Manganese	0.136		0.000700	0.00500	mg/L	1	06-May-2025 16:41
Nickel	0.000971	J	0.000600	0.00200	mg/L	1	06-May-2025 16:41
Potassium	2.00		0.0180	0.200	mg/L	1	06-May-2025 16:41
Sodium	244		1.40	20.0	mg/L	100	08-May-2025 12:53
Strontium	0.862		0.000200	0.00500	mg/L	1	06-May-2025 16:41
Vanadium	0.00193	J	0.000600	0.00500	mg/L	1	06-May-2025 16:41
Zinc	0.00245	J	0.00200	0.00400	mg/L	1	06-May-2025 16:41
DISSOLVED MERCURY BY SW7470A		Method:SW7470A (dissolved)			Prep:SW7470A / 05-May-2025		Analyst: JS
Mercury	U		0.0000300	0.000200	mg/L	1	05-May-2025 16:26
HYDROGEN SULFIDE BY E376.1		Method:E376.1			Analyst: CD		
Hydrogen Sulfide	U		0.500	1.00	mg/L	1	28-Apr-2025 10:00
TOTAL DISSOLVED SOLIDS BY SM2540C		Method:M2540C			Analyst: HB		
Total Dissolved Solids (Residue, Filterable)	1,350		3.00	10.0	mg/L	1	28-Apr-2025 12:00
ALKALINITY BY SM2320B		Method:SM2320B			Analyst: DH		
Alkalinity, Bicarbonate (As CaCO3)	133		3.00	10.0	mg/L	1	29-Apr-2025 11:36
Alkalinity, Carbonate (As CaCO3)	10.8		3.00	10.0	mg/L	1	29-Apr-2025 11:36
SULFIDE BY SM4500 S2-F		Method:SM4500 S2-F			Analyst: CD		
Sulfide	U		0.920	5.00	mg/L	1	28-Apr-2025 10:00
PH BY SM4500H+ B		Method:SM4500H+ B			Analyst: SG		
pH	8.54	H	0.100	1.00	pH Units	1	29-Apr-2025 11:36
Temp Deg C @pH	23.3	H	0	0	°C	1	29-Apr-2025 11:36
ANIONS BY SW9056A		Method:SW9056			Analyst: TH		
Bromide	U		0.0300	0.100	mg/L	1	01-May-2025 07:27
Chloride	412		2.00	5.00	mg/L	10	01-May-2025 07:33
Sulfate	170		2.00	5.00	mg/L	10	01-May-2025 07:33

Note: See Qualifiers Page for a list of qualifiers and their explanation.

Client: Environmental Resources Mgmt.
 Project: Sulphur Dome
 Sample ID: LDNR-07
 Collection Date: 22-Apr-2025 09:10

ANALYTICAL REPORT
 WorkOrder:HS25041426
 Lab ID:HS25041426-29
 Matrix:Groundwater

ANALYSES	RESULT	QUAL	MDL	REPORT LIMIT	UNITS	DILUTION FACTOR	DATE ANALYZED
LOW LEVEL VOLATILES BY SW8260C		Method:SW8260		Analyst: AKP			
Benzene	U		0.00028	0.0020	mg/L	1	01-May-2025 12:53
Ethylbenzene	U		0.00033	0.0020	mg/L	1	01-May-2025 12:53
m,p-Xylene	U		0.00061	0.0040	mg/L	1	01-May-2025 12:53
o-Xylene	U		0.00031	0.0020	mg/L	1	01-May-2025 12:53
Toluene	U		0.00033	0.0020	mg/L	1	01-May-2025 12:53
Xylenes, Total	U		0.00092	0.0030	mg/L	1	01-May-2025 12:53
<i>Surr: 1,2-Dichloroethane-d4</i>	86.5			70-126	%REC	1	01-May-2025 12:53
<i>Surr: 4-Bromofluorobenzene</i>	94.1			77-113	%REC	1	01-May-2025 12:53
<i>Surr: Dibromofluoromethane</i>	92.3			77-123	%REC	1	01-May-2025 12:53
<i>Surr: Toluene-d8</i>	104			82-127	%REC	1	01-May-2025 12:53
MASSACHUSETTS VPH, FEB 2018, REV 2.1		Method:MA VPH		Analyst: LC			
Aliphatics >C6 - C8	U		0.00180	0.00500	mg/L	1	01-May-2025 20:25
Aliphatics >C8 - C10	U		0.000400	0.00500	mg/L	1	01-May-2025 20:25
Aromatics >C8 - C10	U		0.000600	0.0200	mg/L	1	01-May-2025 20:25
<i>Surr: 2,5-Dibromotoluene (Aliphatic)</i>	91.6			70-130	%REC	1	01-May-2025 20:25
<i>Surr: 2,5-Dibromotoluene (Aromatic)</i>	89.3			70-130	%REC	1	01-May-2025 20:25
MASSACHUSETTS EPH R2.1, DEC 2019		Method:MA EPH		Prep:SW3510 / 29-Apr-2025		Analyst: SAM	
Aliphatics >C10 - C12	U		0.0250	0.100	mg/L	1	01-May-2025 01:21
Aliphatics >C12 - C16	U		0.0250	0.100	mg/L	1	01-May-2025 01:21
Aliphatics >C16 - C35	U		0.0250	0.100	mg/L	1	01-May-2025 01:21
Aromatics >C10 - C12	U		0.0250	0.100	mg/L	1	01-May-2025 01:21
Aromatics >C12 - C16	U		0.0250	0.100	mg/L	1	01-May-2025 01:21
Aromatics >C16 - C21	U		0.0250	0.100	mg/L	1	01-May-2025 01:21
Aromatics >C21 - C35	U		0.0250	0.100	mg/L	1	01-May-2025 01:21
<i>Surr: 1-Chlorooctadecane</i>	87.2			40-140	%REC	1	01-May-2025 01:21
<i>Surr: 2-Bromonaphthalene</i>	98.4			40-140	%REC	1	01-May-2025 01:21
<i>Surr: 2-Fluorobiphenyl</i>	86.4			40-140	%REC	1	01-May-2025 01:21
<i>Surr: o-Terphenyl</i>	80.9			40-140	%REC	1	01-May-2025 01:21

Note: See Qualifiers Page for a list of qualifiers and their explanation.

Client: Environmental Resources Mgmt.
 Project: Sulphur Dome
 Sample ID: LDNR-07
 Collection Date: 22-Apr-2025 09:10

ANALYTICAL REPORT
 WorkOrder:HS25041426
 Lab ID:HS25041426-29
 Matrix:Groundwater

ANALYSES	RESULT	QUAL	MDL	REPORT LIMIT	UNITS	DILUTION FACTOR	DATE ANALYZED
DISSOLVED METALS BY SW6020A		Method:SW6020A (dissolved)			Prep:SW3010A / 01-May-2025		Analyst: MSC
Arsenic	0.00126	J	0.000400	0.00200	mg/L	1	06-May-2025 16:43
Barium	0.107		0.00190	0.00400	mg/L	1	06-May-2025 16:43
Calcium	111		0.0340	0.500	mg/L	1	06-May-2025 16:43
Chromium	0.000884	J	0.000400	0.00400	mg/L	1	06-May-2025 16:43
Iron		U	0.0120	0.200	mg/L	1	06-May-2025 16:43
Lead		U	0.000600	0.00200	mg/L	1	06-May-2025 16:43
Magnesium	22.3		0.0100	0.200	mg/L	1	06-May-2025 16:43
Manganese	0.114		0.000700	0.00500	mg/L	1	06-May-2025 16:43
Nickel	0.000883	J	0.000600	0.00200	mg/L	1	06-May-2025 16:43
Potassium	1.96		0.0180	0.200	mg/L	1	06-May-2025 16:43
Sodium	233		1.40	20.0	mg/L	100	08-May-2025 12:55
Strontium	0.836		0.000200	0.00500	mg/L	1	06-May-2025 16:43
Vanadium	0.00160	J	0.000600	0.00500	mg/L	1	06-May-2025 16:43
Zinc	0.00214	J	0.00200	0.00400	mg/L	1	06-May-2025 16:43
DISSOLVED MERCURY BY SW7470A		Method:SW7470A (dissolved)			Prep:SW7470A / 05-May-2025		Analyst: JS
Mercury		U	0.0000300	0.000200	mg/L	1	05-May-2025 16:28
HYDROGEN SULFIDE BY E376.1		Method:E376.1					Analyst: CD
Hydrogen Sulfide		U	0.500	1.00	mg/L	1	28-Apr-2025 10:00
TOTAL DISSOLVED SOLIDS BY SM2540C		Method:M2540C					Analyst: HB
Total Dissolved Solids (Residue, Filterable)	1,010		3.00	10.0	mg/L	1	28-Apr-2025 12:00
ALKALINITY BY SM2320B		Method:SM2320B					Analyst: DH
Alkalinity, Bicarbonate (As CaCO3)	134		3.00	10.0	mg/L	1	29-Apr-2025 11:42
Alkalinity, Carbonate (As CaCO3)	10.4		3.00	10.0	mg/L	1	29-Apr-2025 11:42
SULFIDE BY SM4500 S2-F		Method:SM4500 S2-F					Analyst: CD
Sulfide		U	0.920	5.00	mg/L	1	28-Apr-2025 10:00
PH BY SM4500H+ B		Method:SM4500H+ B					Analyst: SG
pH	8.50	H	0.100	1.00	pH Units	1	29-Apr-2025 11:42
Temp Deg C @pH	23.5	H	0	0	°C	1	29-Apr-2025 11:42
ANIONS BY SW9056A		Method:SW9056					Analyst: TH
Bromide		U	0.0300	0.100	mg/L	1	01-May-2025 07:39
Chloride	400		2.00	5.00	mg/L	10	01-May-2025 07:45
Sulfate	167		2.00	5.00	mg/L	10	01-May-2025 07:45

Note: See Qualifiers Page for a list of qualifiers and their explanation.

Client: Environmental Resources Mgmt.
 Project: Sulphur Dome
 Sample ID: LDNR-23
 Collection Date: 22-Apr-2025 09:30

ANALYTICAL REPORT
 WorkOrder:HS25041426
 Lab ID:HS25041426-30
 Matrix:Groundwater

ANALYSES	RESULT	QUAL	MDL	REPORT LIMIT	UNITS	DILUTION FACTOR	DATE ANALYZED
LOW LEVEL VOLATILES BY SW8260C		Method:SW8260		Analyst: AKP			
Benzene	U		0.00028	0.0020	mg/L	1	01-May-2025 13:13
Ethylbenzene	U		0.00033	0.0020	mg/L	1	01-May-2025 13:13
m,p-Xylene	U		0.00061	0.0040	mg/L	1	01-May-2025 13:13
o-Xylene	U		0.00031	0.0020	mg/L	1	01-May-2025 13:13
Toluene	U		0.00033	0.0020	mg/L	1	01-May-2025 13:13
Xylenes, Total	U		0.00092	0.0030	mg/L	1	01-May-2025 13:13
<i>Surr: 1,2-Dichloroethane-d4</i>	<i>87.0</i>			<i>70-126</i>	<i>%REC</i>	<i>1</i>	<i>01-May-2025 13:13</i>
<i>Surr: 4-Bromofluorobenzene</i>	<i>92.3</i>			<i>77-113</i>	<i>%REC</i>	<i>1</i>	<i>01-May-2025 13:13</i>
<i>Surr: Dibromofluoromethane</i>	<i>92.1</i>			<i>77-123</i>	<i>%REC</i>	<i>1</i>	<i>01-May-2025 13:13</i>
<i>Surr: Toluene-d8</i>	<i>103</i>			<i>82-127</i>	<i>%REC</i>	<i>1</i>	<i>01-May-2025 13:13</i>
MASSACHUSETTS VPH, FEB 2018, REV 2.1		Method:MA VPH		Analyst: LC			
Aliphatics >C6 - C8	U		0.00180	0.00500	mg/L	1	01-May-2025 21:04
Aliphatics >C8 - C10	U		0.000400	0.00500	mg/L	1	01-May-2025 21:04
Aromatics >C8 - C10	U		0.000600	0.0200	mg/L	1	01-May-2025 21:04
<i>Surr: 2,5-Dibromotoluene (Aliphatic)</i>	<i>81.7</i>			<i>70-130</i>	<i>%REC</i>	<i>1</i>	<i>01-May-2025 21:04</i>
<i>Surr: 2,5-Dibromotoluene (Aromatic)</i>	<i>80.1</i>			<i>70-130</i>	<i>%REC</i>	<i>1</i>	<i>01-May-2025 21:04</i>
MASSACHUSETTS EPH R2.1, DEC 2019		Method:MA EPH		Prep:SW3510 / 29-Apr-2025		Analyst: SAM	
Aliphatics >C10 - C12	U		0.0250	0.100	mg/L	1	01-May-2025 02:48
Aliphatics >C12 - C16	U		0.0250	0.100	mg/L	1	01-May-2025 02:48
Aliphatics >C16 - C35	U		0.0250	0.100	mg/L	1	01-May-2025 02:48
Aromatics >C10 - C12	U		0.0250	0.100	mg/L	1	01-May-2025 02:48
Aromatics >C12 - C16	U		0.0250	0.100	mg/L	1	01-May-2025 02:48
Aromatics >C16 - C21	U		0.0250	0.100	mg/L	1	01-May-2025 02:48
Aromatics >C21 - C35	U		0.0250	0.100	mg/L	1	01-May-2025 02:48
<i>Surr: 1-Chlorooctadecane</i>	<i>79.2</i>			<i>40-140</i>	<i>%REC</i>	<i>1</i>	<i>01-May-2025 02:48</i>
<i>Surr: 2-Bromonaphthalene</i>	<i>101</i>			<i>40-140</i>	<i>%REC</i>	<i>1</i>	<i>01-May-2025 02:48</i>
<i>Surr: 2-Fluorobiphenyl</i>	<i>90.4</i>			<i>40-140</i>	<i>%REC</i>	<i>1</i>	<i>01-May-2025 02:48</i>
<i>Surr: o-Terphenyl</i>	<i>74.7</i>			<i>40-140</i>	<i>%REC</i>	<i>1</i>	<i>01-May-2025 02:48</i>

Note: See Qualifiers Page for a list of qualifiers and their explanation.

Client: Environmental Resources Mgmt.
 Project: Sulphur Dome
 Sample ID: LDNR-23
 Collection Date: 22-Apr-2025 09:30

ANALYTICAL REPORT
 WorkOrder:HS25041426
 Lab ID:HS25041426-30
 Matrix:Groundwater

ANALYSES	RESULT	QUAL	MDL	REPORT LIMIT	UNITS	DILUTION FACTOR	DATE ANALYZED
DISSOLVED METALS BY SW6020A		Method:SW6020A (dissolved)			Prep:SW3010A / 01-May-2025		Analyst: MSC
Arsenic	0.00127	J	0.000400	0.00200	mg/L	1	06-May-2025 16:46
Barium	0.0978		0.00190	0.00400	mg/L	1	06-May-2025 16:46
Calcium	109		0.0340	0.500	mg/L	1	06-May-2025 16:46
Chromium	0.000584	J	0.000400	0.00400	mg/L	1	06-May-2025 16:46
Iron	0.0125	J	0.0120	0.200	mg/L	1	06-May-2025 16:46
Lead		U	0.000600	0.00200	mg/L	1	06-May-2025 16:46
Magnesium	21.6		0.0100	0.200	mg/L	1	06-May-2025 16:46
Manganese	0.115		0.000700	0.00500	mg/L	1	06-May-2025 16:46
Nickel	0.00192	J	0.000600	0.00200	mg/L	1	06-May-2025 16:46
Potassium	1.96		0.0180	0.200	mg/L	1	06-May-2025 16:46
Sodium	226		1.40	20.0	mg/L	100	08-May-2025 12:58
Strontium	0.809		0.000200	0.00500	mg/L	1	06-May-2025 16:46
Vanadium	0.00214	J	0.000600	0.00500	mg/L	1	06-May-2025 16:46
Zinc	0.00709		0.00200	0.00400	mg/L	1	06-May-2025 16:46
DISSOLVED MERCURY BY SW7470A		Method:SW7470A (dissolved)			Prep:SW7470A / 05-May-2025		Analyst: JS
Mercury		U	0.0000300	0.000200	mg/L	1	05-May-2025 16:30
HYDROGEN SULFIDE BY E376.1		Method:E376.1			Analyst: CD		
Hydrogen Sulfide		U	0.500	1.00	mg/L	1	28-Apr-2025 10:00
TOTAL DISSOLVED SOLIDS BY SM2540C		Method:M2540C			Analyst: HB		
Total Dissolved Solids (Residue, Filterable)	1,100		3.00	10.0	mg/L	1	28-Apr-2025 12:00
ALKALINITY BY SM2320B		Method:SM2320B			Analyst: DH		
Alkalinity, Bicarbonate (As CaCO3)	135		3.00	10.0	mg/L	1	29-Apr-2025 11:48
Alkalinity, Carbonate (As CaCO3)	9.60	J	3.00	10.0	mg/L	1	29-Apr-2025 11:48
SULFIDE BY SM4500 S2-F		Method:SM4500 S2-F			Analyst: CD		
Sulfide		U	0.920	5.00	mg/L	1	28-Apr-2025 10:00
PH BY SM4500H+ B		Method:SM4500H+ B			Analyst: SG		
pH	8.48	H	0.100	1.00	pH Units	1	29-Apr-2025 11:48
Temp Deg C @pH	23.6	H	0	0	°C	1	29-Apr-2025 11:48
ANIONS BY SW9056A		Method:SW9056			Analyst: TH		
Bromide		U	0.0300	0.100	mg/L	1	01-May-2025 07:51
Chloride	415		2.00	5.00	mg/L	10	01-May-2025 07:57
Sulfate	172		2.00	5.00	mg/L	10	01-May-2025 07:57

Note: See Qualifiers Page for a list of qualifiers and their explanation.

Client: Environmental Resources Mgmt.
 Project: Sulphur Dome
 Sample ID: LDNR-05
 Collection Date: 23-Apr-2025 08:40

ANALYTICAL REPORT
 WorkOrder:HS25041426
 Lab ID:HS25041426-31
 Matrix:Groundwater

ANALYSES	RESULT	QUAL	MDL	REPORT LIMIT	UNITS	DILUTION FACTOR	DATE ANALYZED
LOW LEVEL VOLATILES BY SW8260C		Method:SW8260		Analyst: AKP			
Benzene	U		0.00028	0.0020	mg/L	1	01-May-2025 13:34
Ethylbenzene	U		0.00033	0.0020	mg/L	1	01-May-2025 13:34
m,p-Xylene	U		0.00061	0.0040	mg/L	1	01-May-2025 13:34
o-Xylene	U		0.00031	0.0020	mg/L	1	01-May-2025 13:34
Toluene	U		0.00033	0.0020	mg/L	1	01-May-2025 13:34
Xylenes, Total	U		0.00092	0.0030	mg/L	1	01-May-2025 13:34
<i>Surr: 1,2-Dichloroethane-d4</i>	85.6			70-126	%REC	1	01-May-2025 13:34
<i>Surr: 4-Bromofluorobenzene</i>	92.9			77-113	%REC	1	01-May-2025 13:34
<i>Surr: Dibromofluoromethane</i>	92.0			77-123	%REC	1	01-May-2025 13:34
<i>Surr: Toluene-d8</i>	102			82-127	%REC	1	01-May-2025 13:34
MASSACHUSETTS VPH, FEB 2018, REV 2.1		Method:MA VPH		Analyst: LC			
Aliphatics >C6 - C8	U		0.00180	0.00500	mg/L	1	01-May-2025 21:42
Aliphatics >C8 - C10	U		0.000400	0.00500	mg/L	1	01-May-2025 21:42
Aromatics >C8 - C10	U		0.000600	0.0200	mg/L	1	01-May-2025 21:42
<i>Surr: 2,5-Dibromotoluene (Aliphatic)</i>	80.0			70-130	%REC	1	01-May-2025 21:42
<i>Surr: 2,5-Dibromotoluene (Aromatic)</i>	78.3			70-130	%REC	1	01-May-2025 21:42
MASSACHUSETTS EPH R2.1, DEC 2019		Method:MA EPH		Prep:SW3510 / 30-Apr-2025		Analyst: SAM	
Aliphatics >C10 - C12	U		0.0250	0.100	mg/L	1	01-May-2025 16:51
Aliphatics >C12 - C16	U		0.0250	0.100	mg/L	1	01-May-2025 16:51
Aliphatics >C16 - C35	U		0.0250	0.100	mg/L	1	01-May-2025 16:51
Aromatics >C10 - C12	U		0.0250	0.100	mg/L	1	01-May-2025 16:51
Aromatics >C12 - C16	U		0.0250	0.100	mg/L	1	01-May-2025 16:51
Aromatics >C16 - C21	U		0.0250	0.100	mg/L	1	01-May-2025 16:51
Aromatics >C21 - C35	U		0.0250	0.100	mg/L	1	01-May-2025 16:51
<i>Surr: 1-Chlorooctadecane</i>	76.5			40-140	%REC	1	01-May-2025 16:51
<i>Surr: 2-Bromonaphthalene</i>	98.8			40-140	%REC	1	01-May-2025 16:51
<i>Surr: 2-Fluorobiphenyl</i>	89.2			40-140	%REC	1	01-May-2025 16:51
<i>Surr: o-Terphenyl</i>	75.0			40-140	%REC	1	01-May-2025 16:51

Note: See Qualifiers Page for a list of qualifiers and their explanation.

Client: Environmental Resources Mgmt.
 Project: Sulphur Dome
 Sample ID: LDNR-05
 Collection Date: 23-Apr-2025 08:40

ANALYTICAL REPORT
 WorkOrder:HS25041426
 Lab ID:HS25041426-31
 Matrix:Groundwater

ANALYSES	RESULT	QUAL	MDL	REPORT LIMIT	UNITS	DILUTION FACTOR	DATE ANALYZED
DISSOLVED METALS BY SW6020A		Method:SW6020A (dissolved)			Prep:SW3010A / 01-May-2025		Analyst: MSC
Arsenic	0.00124	J	0.000400	0.00200	mg/L	1	06-May-2025 16:48
Barium	0.108		0.00190	0.00400	mg/L	1	06-May-2025 16:48
Calcium	116		0.0340	0.500	mg/L	1	06-May-2025 16:48
Chromium	U		0.000400	0.00400	mg/L	1	06-May-2025 16:48
Iron	U		0.0120	0.200	mg/L	1	06-May-2025 16:48
Lead	U		0.000600	0.00200	mg/L	1	06-May-2025 16:48
Magnesium	22.9		0.0100	0.200	mg/L	1	06-May-2025 16:48
Manganese	0.164		0.000700	0.00500	mg/L	1	06-May-2025 16:48
Nickel	0.00148	J	0.000600	0.00200	mg/L	1	06-May-2025 16:48
Potassium	2.01		0.0180	0.200	mg/L	1	06-May-2025 16:48
Sodium	232		1.40	20.0	mg/L	100	08-May-2025 13:00
Strontium	0.840		0.000200	0.00500	mg/L	1	06-May-2025 16:48
Vanadium	0.00205	J	0.000600	0.00500	mg/L	1	06-May-2025 16:48
Zinc	U		0.00200	0.00400	mg/L	1	06-May-2025 16:48
DISSOLVED MERCURY BY SW7470A		Method:SW7470A (dissolved)			Prep:SW7470A / 05-May-2025		Analyst: JS
Mercury	U		0.0000300	0.000200	mg/L	1	05-May-2025 16:32
HYDROGEN SULFIDE BY E376.1		Method:E376.1			Analyst: CD		
Hydrogen Sulfide	U		0.500	1.00	mg/L	1	28-Apr-2025 10:00
TOTAL DISSOLVED SOLIDS BY SM2540C		Method:M2540C			Analyst: HB		
Total Dissolved Solids (Residue, Filterable)	1,150		3.00	10.0	mg/L	1	28-Apr-2025 12:00
ALKALINITY BY SM2320B		Method:SM2320B			Analyst: DH		
Alkalinity, Bicarbonate (As CaCO3)	134		3.00	10.0	mg/L	1	29-Apr-2025 12:24
Alkalinity, Carbonate (As CaCO3)	9.00	J	3.00	10.0	mg/L	1	29-Apr-2025 12:24
SULFIDE BY SM4500 S2-F		Method:SM4500 S2-F			Analyst: CD		
Sulfide	U		0.920	5.00	mg/L	1	28-Apr-2025 10:00
PH BY SM4500H+ B		Method:SM4500H+ B			Analyst: SG		
pH	8.46	H	0.100	1.00	pH Units	1	29-Apr-2025 12:24
Temp Deg C @pH	23.4	H	0	0	°C	1	29-Apr-2025 12:24
ANIONS BY SW9056A		Method:SW9056			Analyst: TH		
Bromide	U		0.0300	0.100	mg/L	1	01-May-2025 08:02
Chloride	401		2.00	5.00	mg/L	10	01-May-2025 08:08
Sulfate	168		2.00	5.00	mg/L	10	01-May-2025 08:08

Note: See Qualifiers Page for a list of qualifiers and their explanation.

Client: Environmental Resources Mgmt.
 Project: Sulphur Dome
 Sample ID: LDNR-25
 Collection Date: 23-Apr-2025 09:10

ANALYTICAL REPORT
 WorkOrder:HS25041426
 Lab ID:HS25041426-32
 Matrix:Groundwater

ANALYSES	RESULT	QUAL	MDL	REPORT LIMIT	UNITS	DILUTION FACTOR	DATE ANALYZED
LOW LEVEL VOLATILES BY SW8260C		Method:SW8260		Analyst: AKP			
Benzene	U		0.00028	0.0020	mg/L	1	02-May-2025 16:00
Ethylbenzene	U		0.00033	0.0020	mg/L	1	02-May-2025 16:00
m,p-Xylene	U		0.00061	0.0040	mg/L	1	02-May-2025 16:00
o-Xylene	U		0.00031	0.0020	mg/L	1	02-May-2025 16:00
Toluene	U		0.00033	0.0020	mg/L	1	02-May-2025 16:00
Xylenes, Total	U		0.00030	0.0030	mg/L	1	02-May-2025 16:00
<i>Surr: 1,2-Dichloroethane-d4</i>	<i>85.6</i>			<i>70-126</i>	<i>%REC</i>	<i>1</i>	<i>02-May-2025 16:00</i>
<i>Surr: 4-Bromofluorobenzene</i>	<i>92.1</i>			<i>77-113</i>	<i>%REC</i>	<i>1</i>	<i>02-May-2025 16:00</i>
<i>Surr: Dibromofluoromethane</i>	<i>91.0</i>			<i>77-123</i>	<i>%REC</i>	<i>1</i>	<i>02-May-2025 16:00</i>
<i>Surr: Toluene-d8</i>	<i>105</i>			<i>82-127</i>	<i>%REC</i>	<i>1</i>	<i>02-May-2025 16:00</i>
MASSACHUSETTS VPH, FEB 2018, REV 2.1		Method:MA VPH		Analyst: LC			
Aliphatics >C6 - C8	U		0.00180	0.00500	mg/L	1	01-May-2025 22:21
Aliphatics >C8 - C10	U		0.000400	0.00500	mg/L	1	01-May-2025 22:21
Aromatics >C8 - C10	U		0.000600	0.0200	mg/L	1	01-May-2025 22:21
<i>Surr: 2,5-Dibromotoluene (Aliphatic)</i>	<i>89.9</i>			<i>70-130</i>	<i>%REC</i>	<i>1</i>	<i>01-May-2025 22:21</i>
<i>Surr: 2,5-Dibromotoluene (Aromatic)</i>	<i>87.9</i>			<i>70-130</i>	<i>%REC</i>	<i>1</i>	<i>01-May-2025 22:21</i>
MASSACHUSETTS EPH R2.1, DEC 2019		Method:MA EPH		Prep:SW3510 / 30-Apr-2025		Analyst: SAM	
Aliphatics >C10 - C12	U		0.0250	0.100	mg/L	1	01-May-2025 17:20
Aliphatics >C12 - C16	U		0.0250	0.100	mg/L	1	01-May-2025 17:20
Aliphatics >C16 - C35	U		0.0250	0.100	mg/L	1	01-May-2025 17:20
Aromatics >C10 - C12	U		0.0250	0.100	mg/L	1	01-May-2025 17:20
Aromatics >C12 - C16	U		0.0250	0.100	mg/L	1	01-May-2025 17:20
Aromatics >C16 - C21	U		0.0250	0.100	mg/L	1	01-May-2025 17:20
Aromatics >C21 - C35	U		0.0250	0.100	mg/L	1	01-May-2025 17:20
<i>Surr: 1-Chlorooctadecane</i>	<i>69.1</i>			<i>40-140</i>	<i>%REC</i>	<i>1</i>	<i>01-May-2025 17:20</i>
<i>Surr: 2-Bromonaphthalene</i>	<i>108</i>			<i>40-140</i>	<i>%REC</i>	<i>1</i>	<i>01-May-2025 17:20</i>
<i>Surr: 2-Fluorobiphenyl</i>	<i>97.3</i>			<i>40-140</i>	<i>%REC</i>	<i>1</i>	<i>01-May-2025 17:20</i>
<i>Surr: o-Terphenyl</i>	<i>75.6</i>			<i>40-140</i>	<i>%REC</i>	<i>1</i>	<i>01-May-2025 17:20</i>

Note: See Qualifiers Page for a list of qualifiers and their explanation.

Client: Environmental Resources Mgmt.
 Project: Sulphur Dome
 Sample ID: LDNR-25
 Collection Date: 23-Apr-2025 09:10

ANALYTICAL REPORT
 WorkOrder:HS25041426
 Lab ID:HS25041426-32
 Matrix:Groundwater

ANALYSES	RESULT	QUAL	MDL	REPORT LIMIT	UNITS	DILUTION FACTOR	DATE ANALYZED
DISSOLVED METALS BY SW6020A		Method:SW6020A (dissolved)			Prep:SW3010A / 01-May-2025		Analyst: MSC
Arsenic	0.00135	J	0.000400	0.00200	mg/L	1	06-May-2025 16:57
Barium	0.113		0.00190	0.00400	mg/L	1	06-May-2025 16:57
Calcium	108		0.0340	0.500	mg/L	1	06-May-2025 16:57
Chromium	U		0.000400	0.00400	mg/L	1	06-May-2025 16:57
Iron	U		0.0120	0.200	mg/L	1	06-May-2025 16:57
Lead	U		0.000600	0.00200	mg/L	1	06-May-2025 16:57
Magnesium	22.0		0.0100	0.200	mg/L	1	06-May-2025 16:57
Manganese	0.235		0.000700	0.00500	mg/L	1	06-May-2025 16:57
Nickel	0.00120	J	0.000600	0.00200	mg/L	1	06-May-2025 16:57
Potassium	1.94		0.0180	0.200	mg/L	1	06-May-2025 16:57
Sodium	233		1.40	20.0	mg/L	100	08-May-2025 13:02
Strontium	0.801		0.000200	0.00500	mg/L	1	06-May-2025 16:57
Vanadium	0.00177	J	0.000600	0.00500	mg/L	1	06-May-2025 16:57
Zinc	0.00236	J	0.00200	0.00400	mg/L	1	06-May-2025 16:57
DISSOLVED MERCURY BY SW7470A		Method:SW7470A (dissolved)			Prep:SW7470A / 05-May-2025		Analyst: JS
Mercury	U		0.0000300	0.000200	mg/L	1	05-May-2025 16:51
HYDROGEN SULFIDE BY E376.1		Method:E376.1			Analyst: CD		
Hydrogen Sulfide	U		0.500	1.00	mg/L	1	28-Apr-2025 10:00
TOTAL DISSOLVED SOLIDS BY SM2540C		Method:M2540C			Analyst: HB		
Total Dissolved Solids (Residue, Filterable)	1,080		3.00	10.0	mg/L	1	28-Apr-2025 12:00
ALKALINITY BY SM2320B		Method:SM2320B			Analyst: DH		
Alkalinity, Bicarbonate (As CaCO3)	129		3.00	10.0	mg/L	1	29-Apr-2025 12:30
Alkalinity, Carbonate (As CaCO3)	10.00	J	3.00	10.0	mg/L	1	29-Apr-2025 12:30
SULFIDE BY SM4500 S2-F		Method:SM4500 S2-F			Analyst: CD		
Sulfide	U		0.920	5.00	mg/L	1	28-Apr-2025 10:00
PH BY SM4500H+ B		Method:SM4500H+ B			Analyst: SG		
pH	8.49	H	0.100	1.00	pH Units	1	29-Apr-2025 12:30
Temp Deg C @pH	23.5	H	0	0	°C	1	29-Apr-2025 12:30
ANIONS BY SW9056A		Method:SW9056			Analyst: TH		
Bromide	U		0.0300	0.100	mg/L	1	01-May-2025 13:25
Chloride	415		2.00	5.00	mg/L	10	01-May-2025 13:31
Sulfate	165		2.00	5.00	mg/L	10	01-May-2025 13:31

Note: See Qualifiers Page for a list of qualifiers and their explanation.

Client: Environmental Resources Mgmt.
 Project: Sulphur Dome
 Sample ID: LDNR-14
 Collection Date: 23-Apr-2025 09:30

ANALYTICAL REPORT
 WorkOrder:HS25041426
 Lab ID:HS25041426-33
 Matrix:Groundwater

ANALYSES	RESULT	QUAL	MDL	REPORT LIMIT	UNITS	DILUTION FACTOR	DATE ANALYZED
LOW LEVEL VOLATILES BY SW8260C		Method:SW8260		Analyst: AKP			
Benzene	U		0.00028	0.0020	mg/L	1	03-May-2025 16:00
Ethylbenzene	U		0.00033	0.0020	mg/L	1	03-May-2025 16:00
m,p-Xylene	U		0.00061	0.0040	mg/L	1	03-May-2025 16:00
o-Xylene	U		0.00031	0.0020	mg/L	1	03-May-2025 16:00
Toluene	U		0.00033	0.0020	mg/L	1	03-May-2025 16:00
Xylenes, Total	U		0.00030	0.0030	mg/L	1	03-May-2025 16:00
<i>Surr: 1,2-Dichloroethane-d4</i>	<i>94.1</i>			<i>70-126</i>	<i>%REC</i>	<i>1</i>	<i>03-May-2025 16:00</i>
<i>Surr: 4-Bromofluorobenzene</i>	<i>108</i>			<i>77-113</i>	<i>%REC</i>	<i>1</i>	<i>03-May-2025 16:00</i>
<i>Surr: Dibromofluoromethane</i>	<i>93.7</i>			<i>77-123</i>	<i>%REC</i>	<i>1</i>	<i>03-May-2025 16:00</i>
<i>Surr: Toluene-d8</i>	<i>106</i>			<i>82-127</i>	<i>%REC</i>	<i>1</i>	<i>03-May-2025 16:00</i>
MASSACHUSETTS VPH, FEB 2018, REV 2.1		Method:MA VPH		Analyst: LC			
Aliphatics >C6 - C8	U		0.00180	0.00500	mg/L	1	01-May-2025 23:00
Aliphatics >C8 - C10	U		0.000400	0.00500	mg/L	1	01-May-2025 23:00
Aromatics >C8 - C10	U		0.000600	0.0200	mg/L	1	01-May-2025 23:00
<i>Surr: 2,5-Dibromotoluene (Aliphatic)</i>	<i>84.9</i>			<i>70-130</i>	<i>%REC</i>	<i>1</i>	<i>01-May-2025 23:00</i>
<i>Surr: 2,5-Dibromotoluene (Aromatic)</i>	<i>83.3</i>			<i>70-130</i>	<i>%REC</i>	<i>1</i>	<i>01-May-2025 23:00</i>
MASSACHUSETTS EPH R2.1, DEC 2019		Method:MA EPH		Prep:SW3510 / 30-Apr-2025		Analyst: SAM	
Aliphatics >C10 - C12	U		0.0250	0.100	mg/L	1	01-May-2025 17:49
Aliphatics >C12 - C16	U		0.0250	0.100	mg/L	1	01-May-2025 17:49
Aliphatics >C16 - C35	U		0.0250	0.100	mg/L	1	01-May-2025 17:49
Aromatics >C10 - C12	U		0.0250	0.100	mg/L	1	01-May-2025 17:49
Aromatics >C12 - C16	U		0.0250	0.100	mg/L	1	01-May-2025 17:49
Aromatics >C16 - C21	U		0.0250	0.100	mg/L	1	01-May-2025 17:49
Aromatics >C21 - C35	U		0.0250	0.100	mg/L	1	01-May-2025 17:49
<i>Surr: 1-Chlorooctadecane</i>	<i>76.4</i>			<i>40-140</i>	<i>%REC</i>	<i>1</i>	<i>01-May-2025 17:49</i>
<i>Surr: 2-Bromonaphthalene</i>	<i>97.3</i>			<i>40-140</i>	<i>%REC</i>	<i>1</i>	<i>01-May-2025 17:49</i>
<i>Surr: 2-Fluorobiphenyl</i>	<i>87.2</i>			<i>40-140</i>	<i>%REC</i>	<i>1</i>	<i>01-May-2025 17:49</i>
<i>Surr: o-Terphenyl</i>	<i>68.4</i>			<i>40-140</i>	<i>%REC</i>	<i>1</i>	<i>01-May-2025 17:49</i>

Note: See Qualifiers Page for a list of qualifiers and their explanation.

Client: Environmental Resources Mgmt.
 Project: Sulphur Dome
 Sample ID: LDNR-14
 Collection Date: 23-Apr-2025 09:30

ANALYTICAL REPORT
 WorkOrder:HS25041426
 Lab ID:HS25041426-33
 Matrix:Groundwater

ANALYSES	RESULT	QUAL	MDL	REPORT LIMIT	UNITS	DILUTION FACTOR	DATE ANALYZED
DISSOLVED METALS BY SW6020A		Method:SW6020A (dissolved)			Prep:SW3010A / 01-May-2025		Analyst: JC
Arsenic	0.00134	J	0.000400	0.00200	mg/L	1	07-May-2025 11:03
Barium	0.103		0.00190	0.00400	mg/L	1	07-May-2025 11:03
Calcium	106		0.0340	0.500	mg/L	1	07-May-2025 11:03
Chromium	U		0.000400	0.00400	mg/L	1	07-May-2025 11:03
Iron	0.0135	J	0.0120	0.200	mg/L	1	07-May-2025 11:03
Lead	U		0.000600	0.00200	mg/L	1	06-May-2025 18:11
Magnesium	26.2		0.0100	0.200	mg/L	1	07-May-2025 11:03
Manganese	0.297		0.000700	0.00500	mg/L	1	07-May-2025 11:03
Nickel	0.00148	J	0.000600	0.00200	mg/L	1	07-May-2025 11:03
Potassium	2.96		0.0180	0.200	mg/L	1	07-May-2025 11:03
Sodium	258		0.280	4.00	mg/L	20	07-May-2025 11:47
Strontium	0.683		0.000200	0.00500	mg/L	1	07-May-2025 11:03
Vanadium	0.00204	J	0.000600	0.00500	mg/L	1	07-May-2025 11:03
Zinc	0.00706		0.00200	0.00400	mg/L	1	07-May-2025 11:03
DISSOLVED MERCURY BY SW7470A		Method:SW7470A (dissolved)			Prep:SW7470A / 05-May-2025		Analyst: JS
Mercury	U		0.0000300	0.000200	mg/L	1	05-May-2025 16:56
HYDROGEN SULFIDE BY E376.1		Method:E376.1			Analyst: CD		
Hydrogen Sulfide	U		0.500	1.00	mg/L	1	28-Apr-2025 10:00
TOTAL DISSOLVED SOLIDS BY SM2540C		Method:M2540C			Analyst: HB		
Total Dissolved Solids (Residue, Filterable)	1,200		3.00	10.0	mg/L	1	28-Apr-2025 12:00
ALKALINITY BY SM2320B		Method:SM2320B			Analyst: DH		
Alkalinity, Bicarbonate (As CaCO3)	134		3.00	10.0	mg/L	1	29-Apr-2025 12:35
Alkalinity, Carbonate (As CaCO3)	9.20	J	3.00	10.0	mg/L	1	29-Apr-2025 12:35
SULFIDE BY SM4500 S2-F		Method:SM4500 S2-F			Analyst: CD		
Sulfide	U		0.920	5.00	mg/L	1	28-Apr-2025 10:00
PH BY SM4500H+ B		Method:SM4500H+ B			Analyst: SG		
pH	8.47	H	0.100	1.00	pH Units	1	29-Apr-2025 12:35
Temp Deg C @pH	23.6	H	0	0	°C	1	29-Apr-2025 12:35
ANIONS BY SW9056A		Method:SW9056			Analyst: TH		
Bromide	U		0.0300	0.100	mg/L	1	01-May-2025 13:48
Chloride	416		4.00	10.0	mg/L	20	01-May-2025 13:54
Sulfate	163		4.00	10.0	mg/L	20	01-May-2025 13:54

Note: See Qualifiers Page for a list of qualifiers and their explanation.

Client: Environmental Resources Mgmt.
 Project: Sulphur Dome
 Sample ID: LDNR-13
 Collection Date: 23-Apr-2025 09:50

ANALYTICAL REPORT
 WorkOrder:HS25041426
 Lab ID:HS25041426-34
 Matrix:Groundwater

ANALYSES	RESULT	QUAL	MDL	REPORT LIMIT	UNITS	DILUTION FACTOR	DATE ANALYZED
LOW LEVEL VOLATILES BY SW8260C		Method:SW8260		Analyst: AKP			
Benzene	U		0.00028	0.0020	mg/L	1	01-May-2025 16:00
Ethylbenzene	U		0.00033	0.0020	mg/L	1	01-May-2025 16:00
m,p-Xylene	U		0.00061	0.0040	mg/L	1	01-May-2025 16:00
o-Xylene	U		0.00031	0.0020	mg/L	1	01-May-2025 16:00
Toluene	U		0.00033	0.0020	mg/L	1	01-May-2025 16:00
Xylenes, Total	U		0.00092	0.0030	mg/L	1	01-May-2025 16:00
<i>Surr: 1,2-Dichloroethane-d4</i>	<i>86.3</i>			<i>70-126</i>	<i>%REC</i>	<i>1</i>	<i>01-May-2025 16:00</i>
<i>Surr: 4-Bromofluorobenzene</i>	<i>92.5</i>			<i>77-113</i>	<i>%REC</i>	<i>1</i>	<i>01-May-2025 16:00</i>
<i>Surr: Dibromofluoromethane</i>	<i>92.7</i>			<i>77-123</i>	<i>%REC</i>	<i>1</i>	<i>01-May-2025 16:00</i>
<i>Surr: Toluene-d8</i>	<i>103</i>			<i>82-127</i>	<i>%REC</i>	<i>1</i>	<i>01-May-2025 16:00</i>
MASSACHUSETTS VPH, FEB 2018, REV 2.1		Method:MA VPH		Analyst: LC			
Aliphatics >C6 - C8	U		0.00180	0.00500	mg/L	1	01-May-2025 23:38
Aliphatics >C8 - C10	U		0.000400	0.00500	mg/L	1	01-May-2025 23:38
Aromatics >C8 - C10	U		0.000600	0.0200	mg/L	1	01-May-2025 23:38
<i>Surr: 2,5-Dibromotoluene (Aliphatic)</i>	<i>88.7</i>			<i>70-130</i>	<i>%REC</i>	<i>1</i>	<i>01-May-2025 23:38</i>
<i>Surr: 2,5-Dibromotoluene (Aromatic)</i>	<i>87.0</i>			<i>70-130</i>	<i>%REC</i>	<i>1</i>	<i>01-May-2025 23:38</i>
MASSACHUSETTS EPH R2.1, DEC 2019		Method:MA EPH		Prep:SW3510 / 30-Apr-2025		Analyst: SAM	
Aliphatics >C10 - C12	U		0.0250	0.100	mg/L	1	01-May-2025 18:18
Aliphatics >C12 - C16	U		0.0250	0.100	mg/L	1	01-May-2025 18:18
Aliphatics >C16 - C35	U		0.0250	0.100	mg/L	1	01-May-2025 18:18
Aromatics >C10 - C12	U		0.0250	0.100	mg/L	1	01-May-2025 18:18
Aromatics >C12 - C16	U		0.0250	0.100	mg/L	1	01-May-2025 18:18
Aromatics >C16 - C21	U		0.0250	0.100	mg/L	1	01-May-2025 18:18
Aromatics >C21 - C35	U		0.0250	0.100	mg/L	1	01-May-2025 18:18
<i>Surr: 1-Chlorooctadecane</i>	<i>73.5</i>			<i>40-140</i>	<i>%REC</i>	<i>1</i>	<i>01-May-2025 18:18</i>
<i>Surr: 2-Bromonaphthalene</i>	<i>98.3</i>			<i>40-140</i>	<i>%REC</i>	<i>1</i>	<i>01-May-2025 18:18</i>
<i>Surr: 2-Fluorobiphenyl</i>	<i>86.0</i>			<i>40-140</i>	<i>%REC</i>	<i>1</i>	<i>01-May-2025 18:18</i>
<i>Surr: o-Terphenyl</i>	<i>70.8</i>			<i>40-140</i>	<i>%REC</i>	<i>1</i>	<i>01-May-2025 18:18</i>

Note: See Qualifiers Page for a list of qualifiers and their explanation.

Client: Environmental Resources Mgmt.
 Project: Sulphur Dome
 Sample ID: LDNR-13
 Collection Date: 23-Apr-2025 09:50

ANALYTICAL REPORT
 WorkOrder:HS25041426
 Lab ID:HS25041426-34
 Matrix:Groundwater

ANALYSES	RESULT	QUAL	MDL	REPORT LIMIT	UNITS	DILUTION FACTOR	DATE ANALYZED
DISSOLVED METALS BY SW6020A		Method:SW6020A (dissolved)			Prep:SW3010A / 01-May-2025		Analyst: JC
Arsenic	0.00157	J	0.000400	0.00200	mg/L	1	07-May-2025 11:05
Barium	0.124		0.00190	0.00400	mg/L	1	07-May-2025 11:05
Calcium	110		0.0340	0.500	mg/L	1	07-May-2025 11:05
Chromium		U	0.000400	0.00400	mg/L	1	07-May-2025 11:05
Iron	0.0709	J	0.0120	0.200	mg/L	1	07-May-2025 11:05
Lead		U	0.000600	0.00200	mg/L	1	07-May-2025 11:05
Magnesium	28.2		0.0100	0.200	mg/L	1	07-May-2025 11:05
Manganese	0.593		0.000700	0.00500	mg/L	1	07-May-2025 11:05
Nickel	0.00154	J	0.000600	0.00200	mg/L	1	07-May-2025 11:05
Potassium	3.34		0.0180	0.200	mg/L	1	07-May-2025 11:05
Sodium	304		0.280	4.00	mg/L	20	07-May-2025 11:49
Strontium	0.764		0.000200	0.00500	mg/L	1	07-May-2025 11:05
Vanadium	0.00139	J	0.000600	0.00500	mg/L	1	07-May-2025 11:05
Zinc	0.00447		0.00200	0.00400	mg/L	1	07-May-2025 11:05
DISSOLVED MERCURY BY SW7470A		Method:SW7470A (dissolved)			Prep:SW7470A / 05-May-2025		Analyst: JS
Mercury		U	0.0000300	0.000200	mg/L	1	05-May-2025 17:01
HYDROGEN SULFIDE BY E376.1		Method:E376.1			Analyst: CD		
Hydrogen Sulfide		U	0.500	1.00	mg/L	1	28-Apr-2025 10:00
TOTAL DISSOLVED SOLIDS BY SM2540C		Method:M2540C			Analyst: HB		
Total Dissolved Solids (Residue, Filterable)	1,250		3.00	10.0	mg/L	1	28-Apr-2025 12:00
ALKALINITY BY SM2320B		Method:SM2320B			Analyst: DH		
Alkalinity, Bicarbonate (As CaCO3)	140		3.00	10.0	mg/L	1	29-Apr-2025 12:41
Alkalinity, Carbonate (As CaCO3)	6.20	J	3.00	10.0	mg/L	1	29-Apr-2025 12:41
SULFIDE BY SM4500 S2-F		Method:SM4500 S2-F			Analyst: CD		
Sulfide		U	0.920	5.00	mg/L	1	28-Apr-2025 10:00
PH BY SM4500H+ B		Method:SM4500H+ B			Analyst: SG		
pH	8.35	H	0.100	1.00	pH Units	1	29-Apr-2025 12:41
Temp Deg C @pH	23.5	H	0	0	°C	1	29-Apr-2025 12:41
ANIONS BY SW9056A		Method:SW9056			Analyst: TH		
Bromide		U	0.0300	0.100	mg/L	1	01-May-2025 14:00
Chloride	449		2.00	5.00	mg/L	10	01-May-2025 14:06
Sulfate	156		2.00	5.00	mg/L	10	01-May-2025 14:06

Note: See Qualifiers Page for a list of qualifiers and their explanation.

Client: Environmental Resources Mgmt.
 Project: Sulphur Dome
 Sample ID: LDNR-01
 Collection Date: 23-Apr-2025 11:25

ANALYTICAL REPORT
 WorkOrder:HS25041426
 Lab ID:HS25041426-35
 Matrix:Groundwater

ANALYSES	RESULT	QUAL	MDL	REPORT LIMIT	UNITS	DILUTION FACTOR	DATE ANALYZED
LOW LEVEL VOLATILES BY SW8260C		Method:SW8260		Analyst: AKP			
Benzene	U		0.00028	0.0020	mg/L	1	01-May-2025 16:21
Ethylbenzene	U		0.00033	0.0020	mg/L	1	01-May-2025 16:21
m,p-Xylene	U		0.00061	0.0040	mg/L	1	01-May-2025 16:21
o-Xylene	U		0.00031	0.0020	mg/L	1	01-May-2025 16:21
Toluene	U		0.00033	0.0020	mg/L	1	01-May-2025 16:21
Xylenes, Total	U		0.00092	0.0030	mg/L	1	01-May-2025 16:21
<i>Surr: 1,2-Dichloroethane-d4</i>	<i>86.1</i>			<i>70-126</i>	<i>%REC</i>	<i>1</i>	<i>01-May-2025 16:21</i>
<i>Surr: 4-Bromofluorobenzene</i>	<i>94.1</i>			<i>77-113</i>	<i>%REC</i>	<i>1</i>	<i>01-May-2025 16:21</i>
<i>Surr: Dibromofluoromethane</i>	<i>91.8</i>			<i>77-123</i>	<i>%REC</i>	<i>1</i>	<i>01-May-2025 16:21</i>
<i>Surr: Toluene-d8</i>	<i>102</i>			<i>82-127</i>	<i>%REC</i>	<i>1</i>	<i>01-May-2025 16:21</i>
MASSACHUSETTS VPH, FEB 2018, REV 2.1		Method:MA VPH		Analyst: LC			
Aliphatics >C6 - C8	U		0.00180	0.00500	mg/L	1	02-May-2025 00:17
Aliphatics >C8 - C10	U		0.000400	0.00500	mg/L	1	02-May-2025 00:17
Aromatics >C8 - C10	U		0.000600	0.0200	mg/L	1	02-May-2025 00:17
<i>Surr: 2,5-Dibromotoluene (Aliphatic)</i>	<i>92.2</i>			<i>70-130</i>	<i>%REC</i>	<i>1</i>	<i>02-May-2025 00:17</i>
<i>Surr: 2,5-Dibromotoluene (Aromatic)</i>	<i>90.0</i>			<i>70-130</i>	<i>%REC</i>	<i>1</i>	<i>02-May-2025 00:17</i>
MASSACHUSETTS EPH R2.1, DEC 2019		Method:MA EPH		Prep:SW3510 / 30-Apr-2025		Analyst: SAM	
Aliphatics >C10 - C12	U		0.0250	0.100	mg/L	1	01-May-2025 19:44
Aliphatics >C12 - C16	U		0.0250	0.100	mg/L	1	01-May-2025 19:44
Aliphatics >C16 - C35	U		0.0250	0.100	mg/L	1	01-May-2025 19:44
Aromatics >C10 - C12	U		0.0250	0.100	mg/L	1	01-May-2025 19:44
Aromatics >C12 - C16	U		0.0250	0.100	mg/L	1	01-May-2025 19:44
Aromatics >C16 - C21	U		0.0250	0.100	mg/L	1	01-May-2025 19:44
Aromatics >C21 - C35	0.0688	J	0.0250	0.100	mg/L	1	01-May-2025 19:44
<i>Surr: 1-Chlorooctadecane</i>	<i>79.7</i>			<i>40-140</i>	<i>%REC</i>	<i>1</i>	<i>01-May-2025 19:44</i>
<i>Surr: 2-Bromonaphthalene</i>	<i>121</i>			<i>40-140</i>	<i>%REC</i>	<i>1</i>	<i>01-May-2025 19:44</i>
<i>Surr: 2-Fluorobiphenyl</i>	<i>105</i>			<i>40-140</i>	<i>%REC</i>	<i>1</i>	<i>01-May-2025 19:44</i>
<i>Surr: o-Terphenyl</i>	<i>74.4</i>			<i>40-140</i>	<i>%REC</i>	<i>1</i>	<i>01-May-2025 19:44</i>

Note: See Qualifiers Page for a list of qualifiers and their explanation.

Client: Environmental Resources Mgmt.
 Project: Sulphur Dome
 Sample ID: LDNR-01
 Collection Date: 23-Apr-2025 11:25

ANALYTICAL REPORT
 WorkOrder:HS25041426
 Lab ID:HS25041426-35
 Matrix:Groundwater

ANALYSES	RESULT	QUAL	MDL	REPORT LIMIT	UNITS	DILUTION FACTOR	DATE ANALYZED
DISSOLVED METALS BY SW6020A		Method:SW6020A (dissolved)			Prep:SW3010A / 01-May-2025		Analyst: JC
Arsenic	0.00433		0.000400	0.00200	mg/L	1	07-May-2025 11:07
Barium	0.287		0.00190	0.00400	mg/L	1	07-May-2025 11:07
Calcium	175		0.0340	0.500	mg/L	1	07-May-2025 11:07
Chromium	0.00135	J	0.000400	0.00400	mg/L	1	07-May-2025 11:07
Iron	0.298		0.0120	0.200	mg/L	1	07-May-2025 11:07
Lead		U	0.000600	0.00200	mg/L	1	07-May-2025 11:07
Magnesium	41.5		0.0100	0.200	mg/L	1	07-May-2025 11:07
Manganese	2.95		0.0140	0.100	mg/L	20	07-May-2025 11:51
Nickel	0.00487		0.000600	0.00200	mg/L	1	07-May-2025 11:07
Potassium	7.22		0.0180	0.200	mg/L	1	07-May-2025 11:07
Sodium	241		0.280	4.00	mg/L	20	07-May-2025 11:51
Strontium	1.15		0.000200	0.00500	mg/L	1	07-May-2025 11:07
Vanadium	0.00202	J	0.000600	0.00500	mg/L	1	07-May-2025 11:07
Zinc	0.00686		0.00200	0.00400	mg/L	1	07-May-2025 11:07
DISSOLVED MERCURY BY SW7470A		Method:SW7470A (dissolved)			Prep:SW7470A / 05-May-2025		Analyst: JS
Mercury		U	0.0000300	0.000200	mg/L	1	05-May-2025 17:03
HYDROGEN SULFIDE BY E376.1		Method:E376.1			Analyst: CD		
Hydrogen Sulfide		U	0.500	1.00	mg/L	1	29-Apr-2025 10:16
TOTAL DISSOLVED SOLIDS BY SM2540C		Method:M2540C			Analyst: HB		
Total Dissolved Solids (Residue, Filterable)	1,440		3.00	10.0	mg/L	1	28-Apr-2025 12:00
ALKALINITY BY SM2320B		Method:SM2320B			Analyst: DH		
Alkalinity, Bicarbonate (As CaCO3)	309		3.00	10.0	mg/L	1	29-Apr-2025 12:47
Alkalinity, Carbonate (As CaCO3)	11.8		3.00	10.0	mg/L	1	29-Apr-2025 12:47
SULFIDE BY SM4500 S2-F		Method:SM4500 S2-F			Analyst: CD		
Sulfide		U	0.920	5.00	mg/L	1	29-Apr-2025 10:30
PH BY SM4500H+ B		Method:SM4500H+ B			Analyst: SG		
pH	8.37	H	0.100	1.00	pH Units	1	29-Apr-2025 12:47
Temp Deg C @pH	23.5	H	0	0	°C	1	29-Apr-2025 12:47
ANIONS BY SW9056A		Method:SW9056			Analyst: TH		
Bromide	0.199		0.0300	0.100	mg/L	1	01-May-2025 14:11
Chloride	422		4.00	10.0	mg/L	20	01-May-2025 14:17
Sulfate	54.2		0.200	0.500	mg/L	1	01-May-2025 14:11

Note: See Qualifiers Page for a list of qualifiers and their explanation.

Client: Environmental Resources Mgmt.
 Project: Sulphur Dome
 Sample ID: LDNR-09
 Collection Date: 23-Apr-2025 12:10

ANALYTICAL REPORT

WorkOrder:HS25041426
 Lab ID:HS25041426-36
 Matrix:Groundwater

ANALYSES	RESULT	QUAL	MDL	REPORT LIMIT	UNITS	DILUTION FACTOR	DATE ANALYZED
LOW LEVEL VOLATILES BY SW8260C		Method:SW8260		Analyst: AKP			
Benzene	U		0.00028	0.0020	mg/L	1	01-May-2025 16:42
Ethylbenzene	U		0.00033	0.0020	mg/L	1	01-May-2025 16:42
m,p-Xylene	U		0.00061	0.0040	mg/L	1	01-May-2025 16:42
o-Xylene	U		0.00031	0.0020	mg/L	1	01-May-2025 16:42
Toluene	0.00040	J	0.00033	0.0020	mg/L	1	01-May-2025 16:42
Xylenes, Total	U		0.00092	0.0030	mg/L	1	01-May-2025 16:42
<i>Surr: 1,2-Dichloroethane-d4</i>	<i>86.8</i>			<i>70-126</i>	<i>%REC</i>	<i>1</i>	<i>01-May-2025 16:42</i>
<i>Surr: 4-Bromofluorobenzene</i>	<i>92.5</i>			<i>77-113</i>	<i>%REC</i>	<i>1</i>	<i>01-May-2025 16:42</i>
<i>Surr: Dibromofluoromethane</i>	<i>92.1</i>			<i>77-123</i>	<i>%REC</i>	<i>1</i>	<i>01-May-2025 16:42</i>
<i>Surr: Toluene-d8</i>	<i>103</i>			<i>82-127</i>	<i>%REC</i>	<i>1</i>	<i>01-May-2025 16:42</i>
MASSACHUSETTS VPH, FEB 2018, REV 2.1		Method:MA VPH		Analyst: LC			
Aliphatics >C6 - C8	U		0.00180	0.00500	mg/L	1	02-May-2025 00:56
Aliphatics >C8 - C10	U		0.000400	0.00500	mg/L	1	02-May-2025 00:56
Aromatics >C8 - C10	U		0.000600	0.0200	mg/L	1	02-May-2025 00:56
<i>Surr: 2,5-Dibromotoluene (Aliphatic)</i>	<i>97.9</i>			<i>70-130</i>	<i>%REC</i>	<i>1</i>	<i>02-May-2025 00:56</i>
<i>Surr: 2,5-Dibromotoluene (Aromatic)</i>	<i>95.5</i>			<i>70-130</i>	<i>%REC</i>	<i>1</i>	<i>02-May-2025 00:56</i>
MASSACHUSETTS EPH R2.1, DEC 2019		Method:MA EPH		Prep:SW3510 / 30-Apr-2025		Analyst: SAM	
Aliphatics >C10 - C12	U		0.0250	0.100	mg/L	1	01-May-2025 20:13
Aliphatics >C12 - C16	U		0.0250	0.100	mg/L	1	01-May-2025 20:13
Aliphatics >C16 - C35	U		0.0250	0.100	mg/L	1	01-May-2025 20:13
Aromatics >C10 - C12	U		0.0250	0.100	mg/L	1	01-May-2025 20:13
Aromatics >C12 - C16	U		0.0250	0.100	mg/L	1	01-May-2025 20:13
Aromatics >C16 - C21	U		0.0250	0.100	mg/L	1	01-May-2025 20:13
Aromatics >C21 - C35	U		0.0250	0.100	mg/L	1	01-May-2025 20:13
<i>Surr: 1-Chlorooctadecane</i>	<i>76.7</i>			<i>40-140</i>	<i>%REC</i>	<i>1</i>	<i>01-May-2025 20:13</i>
<i>Surr: 2-Bromonaphthalene</i>	<i>103</i>			<i>40-140</i>	<i>%REC</i>	<i>1</i>	<i>01-May-2025 20:13</i>
<i>Surr: 2-Fluorobiphenyl</i>	<i>92.6</i>			<i>40-140</i>	<i>%REC</i>	<i>1</i>	<i>01-May-2025 20:13</i>
<i>Surr: o-Terphenyl</i>	<i>86.1</i>			<i>40-140</i>	<i>%REC</i>	<i>1</i>	<i>01-May-2025 20:13</i>

Note: See Qualifiers Page for a list of qualifiers and their explanation.

Client: Environmental Resources Mgmt.
 Project: Sulphur Dome
 Sample ID: LDNR-09
 Collection Date: 23-Apr-2025 12:10

ANALYTICAL REPORT
 WorkOrder:HS25041426
 Lab ID:HS25041426-36
 Matrix:Groundwater

ANALYSES	RESULT	QUAL	MDL	REPORT LIMIT	UNITS	DILUTION FACTOR	DATE ANALYZED
DISSOLVED METALS BY SW6020A		Method:SW6020A (dissolved)			Prep:SW3010A / 01-May-2025		Analyst: JC
Arsenic	0.00638		0.000400	0.00200	mg/L	1	07-May-2025 11:09
Barium	0.181		0.00190	0.00400	mg/L	1	07-May-2025 11:09
Calcium	74.2		0.0340	0.500	mg/L	1	07-May-2025 11:09
Chromium	0.000446	J	0.000400	0.00400	mg/L	1	07-May-2025 11:09
Iron	0.518		0.0120	0.200	mg/L	1	07-May-2025 11:09
Lead		U	0.000600	0.00200	mg/L	1	07-May-2025 11:09
Magnesium	8.92		0.0100	0.200	mg/L	1	07-May-2025 11:09
Manganese	0.841		0.000700	0.00500	mg/L	1	07-May-2025 11:09
Nickel	0.00216		0.000600	0.00200	mg/L	1	07-May-2025 11:09
Potassium	2.69		0.0180	0.200	mg/L	1	07-May-2025 11:09
Sodium	178		0.0140	0.200	mg/L	1	07-May-2025 11:09
Strontium	0.468		0.000200	0.00500	mg/L	1	07-May-2025 11:09
Vanadium	0.00465	J	0.000600	0.00500	mg/L	1	07-May-2025 11:09
Zinc	0.00468		0.00200	0.00400	mg/L	1	07-May-2025 11:09
DISSOLVED MERCURY BY SW7470A		Method:SW7470A (dissolved)			Prep:SW7470A / 05-May-2025		Analyst: JS
Mercury		U	0.0000300	0.000200	mg/L	1	05-May-2025 17:04
HYDROGEN SULFIDE BY E376.1		Method:E376.1					Analyst: CD
Hydrogen Sulfide		U	0.500	1.00	mg/L	1	29-Apr-2025 10:16
TOTAL DISSOLVED SOLIDS BY SM2540C		Method:M2540C					Analyst: HB
Total Dissolved Solids (Residue, Filterable)	808		3.00	10.0	mg/L	1	28-Apr-2025 12:00
ALKALINITY BY SM2320B		Method:SM2320B					Analyst: DH
Alkalinity, Bicarbonate (As CaCO3)	262		3.00	10.0	mg/L	1	29-Apr-2025 12:53
Alkalinity, Carbonate (As CaCO3)	21.2		3.00	10.0	mg/L	1	29-Apr-2025 12:53
SULFIDE BY SM4500 S2-F		Method:SM4500 S2-F					Analyst: CD
Sulfide		U	0.920	5.00	mg/L	1	29-Apr-2025 10:30
PH BY SM4500H+ B		Method:SM4500H+ B					Analyst: SG
pH	8.63	H	0.100	1.00	pH Units	1	29-Apr-2025 12:53
Temp Deg C @pH	23.5	H	0	0	°C	1	29-Apr-2025 12:53
ANIONS BY SW9056A		Method:SW9056					Analyst: TH
Bromide		U	0.0300	0.100	mg/L	1	01-May-2025 14:47
Chloride	254		2.00	5.00	mg/L	10	01-May-2025 14:53
Sulfate	17.2		0.200	0.500	mg/L	1	01-May-2025 14:47

Note: See Qualifiers Page for a list of qualifiers and their explanation.

Client: Environmental Resources Mgmt.
 Project: Sulphur Dome
 Sample ID: LDNR-19
 Collection Date: 23-Apr-2025 12:30

ANALYTICAL REPORT
 WorkOrder:HS25041426
 Lab ID:HS25041426-37
 Matrix:Groundwater

ANALYSES	RESULT	QUAL	MDL	REPORT LIMIT	UNITS	DILUTION FACTOR	DATE ANALYZED
LOW LEVEL VOLATILES BY SW8260C		Method:SW8260		Analyst: AKP			
Benzene	U		0.00028	0.0020	mg/L	1	01-May-2025 17:03
Ethylbenzene	U		0.00033	0.0020	mg/L	1	01-May-2025 17:03
m,p-Xylene	U		0.00061	0.0040	mg/L	1	01-May-2025 17:03
o-Xylene	U		0.00031	0.0020	mg/L	1	01-May-2025 17:03
Toluene	U		0.00033	0.0020	mg/L	1	01-May-2025 17:03
Xylenes, Total	U		0.00092	0.0030	mg/L	1	01-May-2025 17:03
<i>Surr: 1,2-Dichloroethane-d4</i>	86.8			70-126	%REC	1	01-May-2025 17:03
<i>Surr: 4-Bromofluorobenzene</i>	92.2			77-113	%REC	1	01-May-2025 17:03
<i>Surr: Dibromofluoromethane</i>	92.7			77-123	%REC	1	01-May-2025 17:03
<i>Surr: Toluene-d8</i>	102			82-127	%REC	1	01-May-2025 17:03
MASSACHUSETTS VPH, FEB 2018, REV 2.1		Method:MA VPH		Analyst: LC			
Aliphatics >C6 - C8	U		0.00180	0.00500	mg/L	1	02-May-2025 01:35
Aliphatics >C8 - C10	0.000414	J	0.000400	0.00500	mg/L	1	02-May-2025 01:35
Aromatics >C8 - C10	U		0.000600	0.0200	mg/L	1	02-May-2025 01:35
<i>Surr: 2,5-Dibromotoluene (Aliphatic)</i>	78.1			70-130	%REC	1	02-May-2025 01:35
<i>Surr: 2,5-Dibromotoluene (Aromatic)</i>	76.7			70-130	%REC	1	02-May-2025 01:35
MASSACHUSETTS EPH R2.1, DEC 2019		Method:MA EPH		Prep:SW3510 / 30-Apr-2025		Analyst: SAM	
Aliphatics >C10 - C12	U		0.0250	0.100	mg/L	1	01-May-2025 20:42
Aliphatics >C12 - C16	U		0.0250	0.100	mg/L	1	01-May-2025 20:42
Aliphatics >C16 - C35	U		0.0250	0.100	mg/L	1	01-May-2025 20:42
Aromatics >C10 - C12	U		0.0250	0.100	mg/L	1	01-May-2025 20:42
Aromatics >C12 - C16	U		0.0250	0.100	mg/L	1	01-May-2025 20:42
Aromatics >C16 - C21	U		0.0250	0.100	mg/L	1	01-May-2025 20:42
Aromatics >C21 - C35	U		0.0250	0.100	mg/L	1	01-May-2025 20:42
<i>Surr: 1-Chlorooctadecane</i>	78.7			40-140	%REC	1	01-May-2025 20:42
<i>Surr: 2-Bromonaphthalene</i>	101			40-140	%REC	1	01-May-2025 20:42
<i>Surr: 2-Fluorobiphenyl</i>	90.0			40-140	%REC	1	01-May-2025 20:42
<i>Surr: o-Terphenyl</i>	78.4			40-140	%REC	1	01-May-2025 20:42

Note: See Qualifiers Page for a list of qualifiers and their explanation.

Client: Environmental Resources Mgmt.
 Project: Sulphur Dome
 Sample ID: LDNR-19
 Collection Date: 23-Apr-2025 12:30

ANALYTICAL REPORT
 WorkOrder:HS25041426
 Lab ID:HS25041426-37
 Matrix:Groundwater

ANALYSES	RESULT	QUAL	MDL	REPORT LIMIT	UNITS	DILUTION FACTOR	DATE ANALYZED
DISSOLVED METALS BY SW6020A		Method:SW6020A (dissolved)			Prep:SW3010A / 01-May-2025		Analyst: JC
Arsenic	0.00584		0.000400	0.00200	mg/L	1	07-May-2025 11:11
Barium	0.167		0.00190	0.00400	mg/L	1	07-May-2025 11:11
Calcium	70.5		0.0340	0.500	mg/L	1	07-May-2025 11:11
Chromium	0.000440	J	0.000400	0.00400	mg/L	1	07-May-2025 11:11
Iron	0.222		0.0120	0.200	mg/L	1	07-May-2025 11:11
Lead		U	0.000600	0.00200	mg/L	1	07-May-2025 11:11
Magnesium	8.30		0.0100	0.200	mg/L	1	07-May-2025 11:11
Manganese	0.772		0.000700	0.00500	mg/L	1	07-May-2025 11:11
Nickel	0.00179	J	0.000600	0.00200	mg/L	1	07-May-2025 11:11
Potassium	2.59		0.0180	0.200	mg/L	1	07-May-2025 11:11
Sodium	172		0.0140	0.200	mg/L	1	07-May-2025 11:11
Strontium	0.438		0.000200	0.00500	mg/L	1	07-May-2025 11:11
Vanadium	0.00439	J	0.000600	0.00500	mg/L	1	07-May-2025 11:11
Zinc	0.00832		0.00200	0.00400	mg/L	1	07-May-2025 11:11
DISSOLVED MERCURY BY SW7470A		Method:SW7470A (dissolved)			Prep:SW7470A / 05-May-2025		Analyst: JS
Mercury		U	0.0000300	0.000200	mg/L	1	05-May-2025 17:06
HYDROGEN SULFIDE BY E376.1		Method:E376.1			Analyst: CD		
Hydrogen Sulfide		U	0.500	1.00	mg/L	1	29-Apr-2025 10:16
TOTAL DISSOLVED SOLIDS BY SM2540C		Method:M2540C			Analyst: HB		
Total Dissolved Solids (Residue, Filterable)	672		3.00	10.0	mg/L	1	28-Apr-2025 12:00
ALKALINITY BY SM2320B		Method:SM2320B			Analyst: DH		
Alkalinity, Bicarbonate (As CaCO3)	265		3.00	10.0	mg/L	1	29-Apr-2025 12:59
Alkalinity, Carbonate (As CaCO3)	19.8		3.00	10.0	mg/L	1	29-Apr-2025 12:59
SULFIDE BY SM4500 S2-F		Method:SM4500 S2-F			Analyst: CD		
Sulfide		U	0.920	5.00	mg/L	1	29-Apr-2025 10:30
PH BY SM4500H+ B		Method:SM4500H+ B			Analyst: SG		
pH	8.60	H	0.100	1.00	pH Units	1	29-Apr-2025 12:59
Temp Deg C @pH	23.4	H	0	0	°C	1	29-Apr-2025 12:59
ANIONS BY SW9056A		Method:SW9056			Analyst: TH		
Bromide		U	0.0300	0.100	mg/L	1	01-May-2025 14:58
Chloride	179		2.00	5.00	mg/L	10	01-May-2025 15:04
Sulfate	17.0		0.200	0.500	mg/L	1	01-May-2025 14:58

Note: See Qualifiers Page for a list of qualifiers and their explanation.

Client: Environmental Resources Mgmt.
 Project: Sulphur Dome
 Sample ID: PPG-7B-BS
 Collection Date: 23-Apr-2025 15:00

ANALYTICAL REPORT
 WorkOrder:HS25041426
 Lab ID:HS25041426-38
 Matrix:Groundwater

ANALYSES	RESULT	QUAL	MDL	REPORT LIMIT	UNITS	DILUTION FACTOR	DATE ANALYZED
LOW LEVEL VOLATILES BY SW8260C		Method:SW8260		Analyst: AKP			
Benzene	U		0.00028	0.0020	mg/L	1	01-May-2025 17:24
Ethylbenzene	U		0.00033	0.0020	mg/L	1	01-May-2025 17:24
m,p-Xylene	U		0.00061	0.0040	mg/L	1	01-May-2025 17:24
o-Xylene	U		0.00031	0.0020	mg/L	1	01-May-2025 17:24
Toluene	U		0.00033	0.0020	mg/L	1	01-May-2025 17:24
Xylenes, Total	U		0.00092	0.0030	mg/L	1	01-May-2025 17:24
<i>Surr: 1,2-Dichloroethane-d4</i>	<i>91.0</i>			<i>70-126</i>	<i>%REC</i>	<i>1</i>	<i>01-May-2025 17:24</i>
<i>Surr: 4-Bromofluorobenzene</i>	<i>95.5</i>			<i>77-113</i>	<i>%REC</i>	<i>1</i>	<i>01-May-2025 17:24</i>
<i>Surr: Dibromofluoromethane</i>	<i>95.7</i>			<i>77-123</i>	<i>%REC</i>	<i>1</i>	<i>01-May-2025 17:24</i>
<i>Surr: Toluene-d8</i>	<i>104</i>			<i>82-127</i>	<i>%REC</i>	<i>1</i>	<i>01-May-2025 17:24</i>
MASSACHUSETTS VPH, FEB 2018, REV 2.1		Method:MA VPH		Analyst: LC			
Aliphatics >C6 - C8	U		0.00180	0.00500	mg/L	1	02-May-2025 03:31
Aliphatics >C8 - C10	0.00142	J	0.000400	0.00500	mg/L	1	02-May-2025 03:31
Aromatics >C8 - C10	0.0181	J	0.000600	0.0200	mg/L	1	02-May-2025 03:31
<i>Surr: 2,5-Dibromotoluene (Aliphatic)</i>	<i>86.1</i>			<i>70-130</i>	<i>%REC</i>	<i>1</i>	<i>02-May-2025 03:31</i>
<i>Surr: 2,5-Dibromotoluene (Aromatic)</i>	<i>84.0</i>			<i>70-130</i>	<i>%REC</i>	<i>1</i>	<i>02-May-2025 03:31</i>
MASSACHUSETTS EPH R2.1, DEC 2019		Method:MA EPH		Prep:SW3510 / 30-Apr-2025		Analyst: SAM	
Aliphatics >C10 - C12	U		0.0250	0.100	mg/L	1	01-May-2025 21:11
Aliphatics >C12 - C16	U		0.0250	0.100	mg/L	1	01-May-2025 21:11
Aliphatics >C16 - C35	0.0939	J	0.0250	0.100	mg/L	1	01-May-2025 21:11
Aromatics >C10 - C12	U		0.0250	0.100	mg/L	1	01-May-2025 21:11
Aromatics >C12 - C16	U		0.0250	0.100	mg/L	1	01-May-2025 21:11
Aromatics >C16 - C21	U		0.0250	0.100	mg/L	1	01-May-2025 21:11
Aromatics >C21 - C35	U		0.0250	0.100	mg/L	1	01-May-2025 21:11
<i>Surr: 1-Chlorooctadecane</i>	<i>83.3</i>			<i>40-140</i>	<i>%REC</i>	<i>1</i>	<i>01-May-2025 21:11</i>
<i>Surr: 2-Bromonaphthalene</i>	<i>102</i>			<i>40-140</i>	<i>%REC</i>	<i>1</i>	<i>01-May-2025 21:11</i>
<i>Surr: 2-Fluorobiphenyl</i>	<i>91.7</i>			<i>40-140</i>	<i>%REC</i>	<i>1</i>	<i>01-May-2025 21:11</i>
<i>Surr: o-Terphenyl</i>	<i>84.1</i>			<i>40-140</i>	<i>%REC</i>	<i>1</i>	<i>01-May-2025 21:11</i>

Note: See Qualifiers Page for a list of qualifiers and their explanation.

Client: Environmental Resources Mgmt.
 Project: Sulphur Dome
 Sample ID: PPG-7B-BS
 Collection Date: 23-Apr-2025 15:00

ANALYTICAL REPORT
 WorkOrder:HS25041426
 Lab ID:HS25041426-38
 Matrix:Groundwater

ANALYSES	RESULT	QUAL	MDL	REPORT LIMIT	UNITS	DILUTION FACTOR	DATE ANALYZED
DISSOLVED METALS BY SW6020A		Method:SW6020A (dissolved)			Prep:SW3010A / 01-May-2025		Analyst: JC
Arsenic		U	0.0200	0.100	mg/L	50	07-May-2025 11:21
Barium	1.35		0.0950	0.200	mg/L	50	07-May-2025 11:21
Calcium	216		1.70	25.0	mg/L	50	07-May-2025 11:21
Chromium		U	0.0200	0.200	mg/L	50	07-May-2025 11:21
Iron		U	0.600	10.0	mg/L	50	07-May-2025 11:21
Lead		U	0.0300	0.100	mg/L	50	07-May-2025 11:21
Magnesium	4.44	J	0.500	10.0	mg/L	50	07-May-2025 11:21
Manganese	0.682		0.0350	0.250	mg/L	50	07-May-2025 11:21
Nickel		U	0.0300	0.100	mg/L	50	07-May-2025 11:21
Potassium	6.39	J	0.900	10.0	mg/L	50	07-May-2025 11:21
Sodium	44,100		70.0	1000	mg/L	5000	07-May-2025 11:53
Strontium	0.970		0.0100	0.250	mg/L	50	07-May-2025 11:21
Vanadium		U	0.0300	0.250	mg/L	50	07-May-2025 11:21
Zinc	2.49		0.100	0.200	mg/L	50	07-May-2025 11:21
DISSOLVED MERCURY BY SW7470A		Method:SW7470A (dissolved)			Prep:SW7470A / 05-May-2025		Analyst: JS
Mercury		U	0.0000300	0.000200	mg/L	1	05-May-2025 17:08
HYDROGEN SULFIDE BY E376.1		Method:E376.1			Analyst: CD		
Hydrogen Sulfide		U	0.500	1.00	mg/L	1	29-Apr-2025 10:16
TOTAL DISSOLVED SOLIDS BY SM2540C		Method:M2540C			Analyst: HB		
Total Dissolved Solids (Residue, Filterable)	87,200		3.00	10.0	mg/L	1	28-Apr-2025 12:00
ALKALINITY BY SM2320B		Method:SM2320B			Analyst: DH		
Alkalinity, Bicarbonate (As CaCO3)	126		3.00	10.0	mg/L	1	29-Apr-2025 13:18
Alkalinity, Carbonate (As CaCO3)		U	3.00	10.0	mg/L	1	29-Apr-2025 13:18
SULFIDE BY SM4500 S2-F		Method:SM4500 S2-F			Analyst: CD		
Sulfide		U	0.920	5.00	mg/L	1	29-Apr-2025 10:30
PH BY SM4500H+ B		Method:SM4500H+ B			Analyst: SG		
pH	8.08	H	0.100	1.00	pH Units	1	29-Apr-2025 13:18
Temp Deg C @pH	23.5	H	0	0	°C	1	29-Apr-2025 13:18
ANIONS BY SW9056A		Method:SW9056			Analyst: TH		
Bromide		U	1.50	5.00	mg/L	50	01-May-2025 15:10
Chloride	55,100		200	500	mg/L	1000	01-May-2025 15:16
Sulfate	302		10.0	25.0	mg/L	50	01-May-2025 15:10

Note: See Qualifiers Page for a list of qualifiers and their explanation.

Client: Environmental Resources Mgmt.
 Project: Sulphur Dome
 Sample ID: CG-032625-059
 Collection Date: 23-Apr-2025 00:00

ANALYTICAL REPORT
 WorkOrder:HS25041426
 Lab ID:HS25041426-39
 Matrix:Water

ANALYSES	RESULT	QUAL	MDL	REPORT LIMIT	UNITS	DILUTION FACTOR	DATE ANALYZED
LOW LEVEL VOLATILES BY SW8260C		Method:SW8260					Analyst: AKP
Benzene	U		0.00028	0.0020	mg/L	1	01-May-2025 17:44
Ethylbenzene	U		0.00033	0.0020	mg/L	1	01-May-2025 17:44
m,p-Xylene	U		0.00061	0.0040	mg/L	1	01-May-2025 17:44
o-Xylene	U		0.00031	0.0020	mg/L	1	01-May-2025 17:44
Toluene	U		0.00033	0.0020	mg/L	1	01-May-2025 17:44
Xylenes, Total	U		0.00092	0.0030	mg/L	1	01-May-2025 17:44
<i>Surr: 1,2-Dichloroethane-d4</i>		85.3		70-126	%REC	1	01-May-2025 17:44
<i>Surr: 4-Bromofluorobenzene</i>		92.1		77-113	%REC	1	01-May-2025 17:44
<i>Surr: Dibromofluoromethane</i>		91.2		77-123	%REC	1	01-May-2025 17:44
<i>Surr: Toluene-d8</i>		102		82-127	%REC	1	01-May-2025 17:44

Note: See Qualifiers Page for a list of qualifiers and their explanation.

Client: Environmental Resources Mgmt.
 Project: Sulphur Dome
 Sample ID: CG-032625-068
 Collection Date: 23-Apr-2025 00:00

ANALYTICAL REPORT
 WorkOrder:HS25041426
 Lab ID:HS25041426-40
 Matrix:Water

ANALYSES	RESULT	QUAL	MDL	REPORT LIMIT	UNITS	DILUTION FACTOR	DATE ANALYZED
LOW LEVEL VOLATILES BY SW8260C		Method:SW8260					Analyst: AKP
Benzene	U		0.00028	0.0020	mg/L	1	01-May-2025 11:08
Ethylbenzene	U		0.00033	0.0020	mg/L	1	01-May-2025 11:08
m,p-Xylene	U		0.00061	0.0040	mg/L	1	01-May-2025 11:08
o-Xylene	U		0.00031	0.0020	mg/L	1	01-May-2025 11:08
Toluene	U		0.00033	0.0020	mg/L	1	01-May-2025 11:08
Xylenes, Total	U		0.00092	0.0030	mg/L	1	01-May-2025 11:08
<i>Surr: 1,2-Dichloroethane-d4</i>		87.5		70-126	%REC	1	01-May-2025 11:08
<i>Surr: 4-Bromofluorobenzene</i>		93.3		77-113	%REC	1	01-May-2025 11:08
<i>Surr: Dibromofluoromethane</i>		93.6		77-123	%REC	1	01-May-2025 11:08
<i>Surr: Toluene-d8</i>		102		82-127	%REC	1	01-May-2025 11:08

Note: See Qualifiers Page for a list of qualifiers and their explanation.

Client: Environmental Resources Mgmt.
 Project: Sulphur Dome
 Sample ID: CG-032625-066
 Collection Date: 23-Apr-2025 00:00

ANALYTICAL REPORT
 WorkOrder:HS25041426
 Lab ID:HS25041426-41
 Matrix:Water

ANALYSES	RESULT	QUAL	MDL	REPORT LIMIT	UNITS	DILUTION FACTOR	DATE ANALYZED
LOW LEVEL VOLATILES BY SW8260C		Method:SW8260					Analyst: AKP
Benzene	U		0.00028	0.0020	mg/L	1	01-May-2025 21:13
Ethylbenzene	U		0.00033	0.0020	mg/L	1	01-May-2025 21:13
m,p-Xylene	U		0.00061	0.0040	mg/L	1	01-May-2025 21:13
o-Xylene	U		0.00031	0.0020	mg/L	1	01-May-2025 21:13
Toluene	U		0.00033	0.0020	mg/L	1	01-May-2025 21:13
Xylenes, Total	U		0.00092	0.0030	mg/L	1	01-May-2025 21:13
<i>Surr: 1,2-Dichloroethane-d4</i>		84.6		70-126	%REC	1	01-May-2025 21:13
<i>Surr: 4-Bromofluorobenzene</i>		94.2		77-113	%REC	1	01-May-2025 21:13
<i>Surr: Dibromofluoromethane</i>		90.3		77-123	%REC	1	01-May-2025 21:13
<i>Surr: Toluene-d8</i>		103		82-127	%REC	1	01-May-2025 21:13

Note: See Qualifiers Page for a list of qualifiers and their explanation.

Client: Environmental Resources Mgmt.
 Project: Sulphur Dome
 Sample ID: CG-032625-072
 Collection Date: 23-Apr-2025 00:00

ANALYTICAL REPORT
 WorkOrder:HS25041426
 Lab ID:HS25041426-42
 Matrix:Water

ANALYSES	RESULT	QUAL	MDL	REPORT LIMIT	UNITS	DILUTION FACTOR	DATE ANALYZED
LOW LEVEL VOLATILES BY SW8260C		Method:SW8260					Analyst: AKP
Benzene	U		0.00028	0.0020	mg/L	1	01-May-2025 21:34
Ethylbenzene	U		0.00033	0.0020	mg/L	1	01-May-2025 21:34
m,p-Xylene	U		0.00061	0.0040	mg/L	1	01-May-2025 21:34
o-Xylene	U		0.00031	0.0020	mg/L	1	01-May-2025 21:34
Toluene	U		0.00033	0.0020	mg/L	1	01-May-2025 21:34
Xylenes, Total	U		0.00092	0.0030	mg/L	1	01-May-2025 21:34
<i>Surr: 1,2-Dichloroethane-d4</i>		<i>85.4</i>		<i>70-126</i>	<i>%REC</i>	<i>1</i>	<i>01-May-2025 21:34</i>
<i>Surr: 4-Bromofluorobenzene</i>		<i>93.9</i>		<i>77-113</i>	<i>%REC</i>	<i>1</i>	<i>01-May-2025 21:34</i>
<i>Surr: Dibromofluoromethane</i>		<i>92.8</i>		<i>77-123</i>	<i>%REC</i>	<i>1</i>	<i>01-May-2025 21:34</i>
<i>Surr: Toluene-d8</i>		<i>104</i>		<i>82-127</i>	<i>%REC</i>	<i>1</i>	<i>01-May-2025 21:34</i>

Note: See Qualifiers Page for a list of qualifiers and their explanation.

Client: Environmental Resources Mgmt.
 Project: Sulphur Dome
 Sample ID: CG-032625-074
 Collection Date: 23-Apr-2025 00:00

ANALYTICAL REPORT
 WorkOrder:HS25041426
 Lab ID:HS25041426-43
 Matrix:Water

ANALYSES	RESULT	QUAL	MDL	REPORT LIMIT	UNITS	DILUTION FACTOR	DATE ANALYZED
LOW LEVEL VOLATILES BY SW8260C		Method:SW8260					Analyst: AKP
Benzene	U		0.00028	0.0020	mg/L	1	01-May-2025 21:54
Ethylbenzene	U		0.00033	0.0020	mg/L	1	01-May-2025 21:54
m,p-Xylene	U		0.00061	0.0040	mg/L	1	01-May-2025 21:54
o-Xylene	U		0.00031	0.0020	mg/L	1	01-May-2025 21:54
Toluene	U		0.00033	0.0020	mg/L	1	01-May-2025 21:54
Xylenes, Total	U		0.00092	0.0030	mg/L	1	01-May-2025 21:54
<i>Surr: 1,2-Dichloroethane-d4</i>		<i>85.1</i>		<i>70-126</i>	<i>%REC</i>	<i>1</i>	<i>01-May-2025 21:54</i>
<i>Surr: 4-Bromofluorobenzene</i>		<i>94.3</i>		<i>77-113</i>	<i>%REC</i>	<i>1</i>	<i>01-May-2025 21:54</i>
<i>Surr: Dibromofluoromethane</i>		<i>92.7</i>		<i>77-123</i>	<i>%REC</i>	<i>1</i>	<i>01-May-2025 21:54</i>
<i>Surr: Toluene-d8</i>		<i>102</i>		<i>82-127</i>	<i>%REC</i>	<i>1</i>	<i>01-May-2025 21:54</i>

Note: See Qualifiers Page for a list of qualifiers and their explanation.

Client: Environmental Resources Mgmt.
 Project: Sulphur Dome
 Sample ID: CG-032625-053
 Collection Date: 23-Apr-2025 00:00

ANALYTICAL REPORT
 WorkOrder:HS25041426
 Lab ID:HS25041426-44
 Matrix:Water

ANALYSES	RESULT	QUAL	MDL	REPORT LIMIT	UNITS	DILUTION FACTOR	DATE ANALYZED
LOW LEVEL VOLATILES BY SW8260C		Method:SW8260					Analyst: AKP
Benzene	U		0.00028	0.0020	mg/L	1	01-May-2025 22:15
Ethylbenzene	U		0.00033	0.0020	mg/L	1	01-May-2025 22:15
m,p-Xylene	U		0.00061	0.0040	mg/L	1	01-May-2025 22:15
o-Xylene	U		0.00031	0.0020	mg/L	1	01-May-2025 22:15
Toluene	U		0.00033	0.0020	mg/L	1	01-May-2025 22:15
Xylenes, Total	U		0.00092	0.0030	mg/L	1	01-May-2025 22:15
<i>Surr: 1,2-Dichloroethane-d4</i>		<i>84.5</i>		<i>70-126</i>	<i>%REC</i>	<i>1</i>	<i>01-May-2025 22:15</i>
<i>Surr: 4-Bromofluorobenzene</i>		<i>92.2</i>		<i>77-113</i>	<i>%REC</i>	<i>1</i>	<i>01-May-2025 22:15</i>
<i>Surr: Dibromofluoromethane</i>		<i>92.5</i>		<i>77-123</i>	<i>%REC</i>	<i>1</i>	<i>01-May-2025 22:15</i>
<i>Surr: Toluene-d8</i>		<i>103</i>		<i>82-127</i>	<i>%REC</i>	<i>1</i>	<i>01-May-2025 22:15</i>

Note: See Qualifiers Page for a list of qualifiers and their explanation.

Client: Environmental Resources Mgmt.
 Project: Sulphur Dome
 Sample ID: CG-032625-055
 Collection Date: 23-Apr-2025 00:00

ANALYTICAL REPORT
 WorkOrder:HS25041426
 Lab ID:HS25041426-45
 Matrix:Water

ANALYSES	RESULT	QUAL	MDL	REPORT LIMIT	UNITS	DILUTION FACTOR	DATE ANALYZED
LOW LEVEL VOLATILES BY SW8260C		Method:SW8260					Analyst: AKP
Benzene	U		0.00028	0.0020	mg/L	1	01-May-2025 22:36
Ethylbenzene	U		0.00033	0.0020	mg/L	1	01-May-2025 22:36
m,p-Xylene	U		0.00061	0.0040	mg/L	1	01-May-2025 22:36
o-Xylene	U		0.00031	0.0020	mg/L	1	01-May-2025 22:36
Toluene	U		0.00033	0.0020	mg/L	1	01-May-2025 22:36
Xylenes, Total	U		0.00092	0.0030	mg/L	1	01-May-2025 22:36
<i>Surr: 1,2-Dichloroethane-d4</i>		85.3		70-126	%REC	1	01-May-2025 22:36
<i>Surr: 4-Bromofluorobenzene</i>		91.5		77-113	%REC	1	01-May-2025 22:36
<i>Surr: Dibromofluoromethane</i>		91.4		77-123	%REC	1	01-May-2025 22:36
<i>Surr: Toluene-d8</i>		103		82-127	%REC	1	01-May-2025 22:36

Note: See Qualifiers Page for a list of qualifiers and their explanation.

Client: Environmental Resources Mgmt.
 Project: Sulphur Dome
 Sample ID: CG-032625-057
 Collection Date: 23-Apr-2025 00:00

ANALYTICAL REPORT
 WorkOrder:HS25041426
 Lab ID:HS25041426-46
 Matrix:Water

ANALYSES	RESULT	QUAL	MDL	REPORT LIMIT	UNITS	DILUTION FACTOR	DATE ANALYZED
LOW LEVEL VOLATILES BY SW8260C		Method:SW8260					Analyst: AKP
Benzene	U		0.00028	0.0020	mg/L	1	01-May-2025 22:57
Ethylbenzene	U		0.00033	0.0020	mg/L	1	01-May-2025 22:57
m,p-Xylene	U		0.00061	0.0040	mg/L	1	01-May-2025 22:57
o-Xylene	U		0.00031	0.0020	mg/L	1	01-May-2025 22:57
Toluene	U		0.00033	0.0020	mg/L	1	01-May-2025 22:57
Xylenes, Total	U		0.00092	0.0030	mg/L	1	01-May-2025 22:57
<i>Surr: 1,2-Dichloroethane-d4</i>	<i>84.1</i>			<i>70-126</i>	<i>%REC</i>	<i>1</i>	<i>01-May-2025 22:57</i>
<i>Surr: 4-Bromofluorobenzene</i>	<i>92.4</i>			<i>77-113</i>	<i>%REC</i>	<i>1</i>	<i>01-May-2025 22:57</i>
<i>Surr: Dibromofluoromethane</i>	<i>91.5</i>			<i>77-123</i>	<i>%REC</i>	<i>1</i>	<i>01-May-2025 22:57</i>
<i>Surr: Toluene-d8</i>	<i>104</i>			<i>82-127</i>	<i>%REC</i>	<i>1</i>	<i>01-May-2025 22:57</i>

Note: See Qualifiers Page for a list of qualifiers and their explanation.

Client: Environmental Resources Mgmt.
 Project: Sulphur Dome
 Sample ID: CG-032625-063
 Collection Date: 23-Apr-2025 00:00

ANALYTICAL REPORT
 WorkOrder:HS25041426
 Lab ID:HS25041426-47
 Matrix:Water

ANALYSES	RESULT	QUAL	MDL	REPORT LIMIT	UNITS	DILUTION FACTOR	DATE ANALYZED
LOW LEVEL VOLATILES BY SW8260C		Method:SW8260					Analyst: AKP
Benzene	U		0.00028	0.0020	mg/L	1	02-May-2025 11:02
Ethylbenzene	U		0.00033	0.0020	mg/L	1	02-May-2025 11:02
m,p-Xylene	U		0.00061	0.0040	mg/L	1	02-May-2025 11:02
o-Xylene	U		0.00031	0.0020	mg/L	1	02-May-2025 11:02
Toluene	U		0.00033	0.0020	mg/L	1	02-May-2025 11:02
Xylenes, Total	U		0.00030	0.0030	mg/L	1	02-May-2025 11:02
<i>Surr: 1,2-Dichloroethane-d4</i>		85.9		70-126	%REC	1	02-May-2025 11:02
<i>Surr: 4-Bromofluorobenzene</i>		93.1		77-113	%REC	1	02-May-2025 11:02
<i>Surr: Dibromofluoromethane</i>		93.1		77-123	%REC	1	02-May-2025 11:02
<i>Surr: Toluene-d8</i>		103		82-127	%REC	1	02-May-2025 11:02

Note: See Qualifiers Page for a list of qualifiers and their explanation.

Client: Environmental Resources Mgmt.
 Project: Sulphur Dome
 Sample ID: CG-032625-071
 Collection Date: 23-Apr-2025 00:00

ANALYTICAL REPORT
 WorkOrder:HS25041426
 Lab ID:HS25041426-48
 Matrix:Water

ANALYSES	RESULT	QUAL	MDL	REPORT LIMIT	UNITS	DILUTION FACTOR	DATE ANALYZED
LOW LEVEL VOLATILES BY SW8260C		Method:SW8260					Analyst: AKP
Benzene	U		0.00028	0.0020	mg/L	1	02-May-2025 11:23
Ethylbenzene	U		0.00033	0.0020	mg/L	1	02-May-2025 11:23
m,p-Xylene	U		0.00061	0.0040	mg/L	1	02-May-2025 11:23
o-Xylene	U		0.00031	0.0020	mg/L	1	02-May-2025 11:23
Toluene	U		0.00033	0.0020	mg/L	1	02-May-2025 11:23
Xylenes, Total	U		0.00030	0.0030	mg/L	1	02-May-2025 11:23
<i>Surr: 1,2-Dichloroethane-d4</i>	<i>83.2</i>			<i>70-126</i>	<i>%REC</i>	<i>1</i>	<i>02-May-2025 11:23</i>
<i>Surr: 4-Bromofluorobenzene</i>	<i>94.0</i>			<i>77-113</i>	<i>%REC</i>	<i>1</i>	<i>02-May-2025 11:23</i>
<i>Surr: Dibromofluoromethane</i>	<i>91.7</i>			<i>77-123</i>	<i>%REC</i>	<i>1</i>	<i>02-May-2025 11:23</i>
<i>Surr: Toluene-d8</i>	<i>102</i>			<i>82-127</i>	<i>%REC</i>	<i>1</i>	<i>02-May-2025 11:23</i>

Note: See Qualifiers Page for a list of qualifiers and their explanation.

Client: Environmental Resources Mgmt.
 Project: Sulphur Dome
 Sample ID: CG-032625-062
 Collection Date: 23-Apr-2025 00:00

ANALYTICAL REPORT
 WorkOrder:HS25041426
 Lab ID:HS25041426-49
 Matrix:Water

ANALYSES	RESULT	QUAL	MDL	REPORT LIMIT	UNITS	DILUTION FACTOR	DATE ANALYZED
LOW LEVEL VOLATILES BY SW8260C		Method:SW8260					Analyst: AKP
Benzene	U		0.00028	0.0020	mg/L	1	02-May-2025 11:44
Ethylbenzene	U		0.00033	0.0020	mg/L	1	02-May-2025 11:44
m,p-Xylene	U		0.00061	0.0040	mg/L	1	02-May-2025 11:44
o-Xylene	U		0.00031	0.0020	mg/L	1	02-May-2025 11:44
Toluene	U		0.00033	0.0020	mg/L	1	02-May-2025 11:44
Xylenes, Total	U		0.00030	0.0030	mg/L	1	02-May-2025 11:44
<i>Surr: 1,2-Dichloroethane-d4</i>		84.6		70-126	%REC	1	02-May-2025 11:44
<i>Surr: 4-Bromofluorobenzene</i>		90.6		77-113	%REC	1	02-May-2025 11:44
<i>Surr: Dibromofluoromethane</i>		93.1		77-123	%REC	1	02-May-2025 11:44
<i>Surr: Toluene-d8</i>		103		82-127	%REC	1	02-May-2025 11:44

Note: See Qualifiers Page for a list of qualifiers and their explanation.

Client: Environmental Resources Mgmt.
 Project: Sulphur Dome
 Sample ID: CG-032625-064
 Collection Date: 23-Apr-2025 00:00

ANALYTICAL REPORT
 WorkOrder:HS25041426
 Lab ID:HS25041426-50
 Matrix:Water

ANALYSES	RESULT	QUAL	MDL	REPORT LIMIT	UNITS	DILUTION FACTOR	DATE ANALYZED
LOW LEVEL VOLATILES BY SW8260C		Method:SW8260					Analyst: AKP
Benzene	U		0.00028	0.0020	mg/L	1	02-May-2025 12:05
Ethylbenzene	U		0.00033	0.0020	mg/L	1	02-May-2025 12:05
m,p-Xylene	U		0.00061	0.0040	mg/L	1	02-May-2025 12:05
o-Xylene	U		0.00031	0.0020	mg/L	1	02-May-2025 12:05
Toluene	U		0.00033	0.0020	mg/L	1	02-May-2025 12:05
Xylenes, Total	U		0.00030	0.0030	mg/L	1	02-May-2025 12:05
<i>Surr: 1,2-Dichloroethane-d4</i>		86.9		70-126	%REC	1	02-May-2025 12:05
<i>Surr: 4-Bromofluorobenzene</i>		91.2		77-113	%REC	1	02-May-2025 12:05
<i>Surr: Dibromofluoromethane</i>		92.4		77-123	%REC	1	02-May-2025 12:05
<i>Surr: Toluene-d8</i>		103		82-127	%REC	1	02-May-2025 12:05

Note: See Qualifiers Page for a list of qualifiers and their explanation.

Client: Environmental Resources Mgmt.
 Project: Sulphur Dome
 Sample ID: CG-032625-054
 Collection Date: 23-Apr-2025 00:00

ANALYTICAL REPORT
 WorkOrder:HS25041426
 Lab ID:HS25041426-51
 Matrix:Water

ANALYSES	RESULT	QUAL	MDL	REPORT LIMIT	UNITS	DILUTION FACTOR	DATE ANALYZED
LOW LEVEL VOLATILES BY SW8260C		Method:SW8260					Analyst: AKP
Benzene	U		0.00028	0.0020	mg/L	1	02-May-2025 12:25
Ethylbenzene	U		0.00033	0.0020	mg/L	1	02-May-2025 12:25
m,p-Xylene	U		0.00061	0.0040	mg/L	1	02-May-2025 12:25
o-Xylene	U		0.00031	0.0020	mg/L	1	02-May-2025 12:25
Toluene	U		0.00033	0.0020	mg/L	1	02-May-2025 12:25
Xylenes, Total	U		0.00030	0.0030	mg/L	1	02-May-2025 12:25
<i>Surr: 1,2-Dichloroethane-d4</i>		85.7		70-126	%REC	1	02-May-2025 12:25
<i>Surr: 4-Bromofluorobenzene</i>		92.0		77-113	%REC	1	02-May-2025 12:25
<i>Surr: Dibromofluoromethane</i>		91.3		77-123	%REC	1	02-May-2025 12:25
<i>Surr: Toluene-d8</i>		103		82-127	%REC	1	02-May-2025 12:25

Note: See Qualifiers Page for a list of qualifiers and their explanation.

Client: Environmental Resources Mgmt.
 Project: Sulphur Dome
 Sample ID: CG-111424-360
 Collection Date: 23-Apr-2025 00:00

ANALYTICAL REPORT
 WorkOrder:HS25041426
 Lab ID:HS25041426-52
 Matrix:Water

ANALYSES	RESULT	QUAL	MDL	REPORT LIMIT	UNITS	DILUTION FACTOR	DATE ANALYZED
LOW LEVEL VOLATILES BY SW8260C		Method:SW8260					Analyst: AKP
Benzene	U		0.00028	0.0020	mg/L	1	02-May-2025 12:47
Ethylbenzene	U		0.00033	0.0020	mg/L	1	02-May-2025 12:47
m,p-Xylene	U		0.00061	0.0040	mg/L	1	02-May-2025 12:47
o-Xylene	U		0.00031	0.0020	mg/L	1	02-May-2025 12:47
Toluene	U		0.00033	0.0020	mg/L	1	02-May-2025 12:47
Xylenes, Total	U		0.00030	0.0030	mg/L	1	02-May-2025 12:47
<i>Surr: 1,2-Dichloroethane-d4</i>		85.6		70-126	%REC	1	02-May-2025 12:47
<i>Surr: 4-Bromofluorobenzene</i>		91.8		77-113	%REC	1	02-May-2025 12:47
<i>Surr: Dibromofluoromethane</i>		92.4		77-123	%REC	1	02-May-2025 12:47
<i>Surr: Toluene-d8</i>		102		82-127	%REC	1	02-May-2025 12:47

Note: See Qualifiers Page for a list of qualifiers and their explanation.

Client: Environmental Resources Mgmt.
 Project: Sulphur Dome
 Sample ID: CG-032625-056
 Collection Date: 23-Apr-2025 00:00

ANALYTICAL REPORT
 WorkOrder:HS25041426
 Lab ID:HS25041426-53
 Matrix:Water

ANALYSES	RESULT	QUAL	MDL	REPORT LIMIT	UNITS	DILUTION FACTOR	DATE ANALYZED
LOW LEVEL VOLATILES BY SW8260C		Method:SW8260					Analyst: AKP
Benzene	U		0.00028	0.0020	mg/L	1	03-May-2025 14:29
Ethylbenzene	U		0.00033	0.0020	mg/L	1	03-May-2025 14:29
m,p-Xylene	U		0.00061	0.0040	mg/L	1	03-May-2025 14:29
o-Xylene	U		0.00031	0.0020	mg/L	1	03-May-2025 14:29
Toluene	U		0.00033	0.0020	mg/L	1	03-May-2025 14:29
Xylenes, Total	U		0.00030	0.0030	mg/L	1	03-May-2025 14:29
<i>Surr: 1,2-Dichloroethane-d4</i>		92.6		70-126	%REC	1	03-May-2025 14:29
<i>Surr: 4-Bromofluorobenzene</i>		107		77-113	%REC	1	03-May-2025 14:29
<i>Surr: Dibromofluoromethane</i>		91.2		77-123	%REC	1	03-May-2025 14:29
<i>Surr: Toluene-d8</i>		106		82-127	%REC	1	03-May-2025 14:29

Note: See Qualifiers Page for a list of qualifiers and their explanation.

Weight / Prep Log

Client: Environmental Resources Mgmt.

Project: Sulphur Dome

WorkOrder: HS25041426

Batch ID: 227224	Start Date: 28 Apr 2025 11:38	End Date: 28 Apr 2025 11:38
Method: MA EPH EXTRACTION-FRACTIONATION		Prep Code: MA EPH_WPR

Sample ID	Container	Sample Wt/Vol	Final Volume	Prep Factor	
HS25041426-01	1	1000 (mL)	2 (mL)	0.002	1-litre amber glass, HCL to pH <2
HS25041426-02	1	1000 (mL)	2 (mL)	0.002	1-litre amber glass, HCL to pH <2
HS25041426-03	1	1000 (mL)	2 (mL)	0.002	1-litre amber glass, HCL to pH <2
HS25041426-04	1	1000 (mL)	2 (mL)	0.002	1-litre amber glass, HCL to pH <2
HS25041426-05	1	1000 (mL)	2 (mL)	0.002	1-litre amber glass, HCL to pH <2
HS25041426-06	1	1000 (mL)	2 (mL)	0.002	1-litre amber glass, HCL to pH <2
HS25041426-07	1	1000 (mL)	2 (mL)	0.002	1-litre amber glass, HCL to pH <2
HS25041426-08	1	1000 (mL)	2 (mL)	0.002	1-litre amber glass, HCL to pH <2
HS25041426-09	1	1000 (mL)	2 (mL)	0.002	1-litre amber glass, HCL to pH <2
HS25041426-10	1	1000 (mL)	2 (mL)	0.002	1-litre amber glass, HCL to pH <2
HS25041426-11	1	1000 (mL)	2 (mL)	0.002	1-litre amber glass, HCL to pH <2
HS25041426-12	1	1000 (mL)	2 (mL)	0.002	1-litre amber glass, HCL to pH <2

Batch ID: 227282	Start Date: 29 Apr 2025 12:01	End Date: 29 Apr 2025 12:01
Method: MA EPH EXTRACTION-FRACTIONATION		Prep Code: MA EPH_WPR

Sample ID	Container	Sample Wt/Vol	Final Volume	Prep Factor	
HS25041426-13	1	1000 (mL)	2 (mL)	0.002	1-litre amber glass, HCL to pH <2
HS25041426-14	1	1000 (mL)	2 (mL)	0.002	1-litre amber glass, HCL to pH <2
HS25041426-15	1	1000 (mL)	2 (mL)	0.002	1-litre amber glass, HCL to pH <2
HS25041426-16	1	1000 (mL)	2 (mL)	0.002	1-litre amber glass, HCL to pH <2
HS25041426-17	1	1000 (mL)	2 (mL)	0.002	1-litre amber glass, HCL to pH <2
HS25041426-18	1	1000 (mL)	2 (mL)	0.002	1-litre amber glass, HCL to pH <2
HS25041426-19	1	1000 (mL)	2 (mL)	0.002	1-litre amber glass, HCL to pH <2
HS25041426-20	1	1000 (mL)	2 (mL)	0.002	1-litre amber glass, HCL to pH <2
HS25041426-21	1	1000 (mL)	2 (mL)	0.002	1-litre amber glass, HCL to pH <2
HS25041426-22	1	1000 (mL)	2 (mL)	0.002	1-litre amber glass, HCL to pH <2
HS25041426-23	1	1000 (mL)	2 (mL)	0.002	1-litre amber glass, HCL to pH <2
HS25041426-25	1	1000 (mL)	2 (mL)	0.002	1-litre amber glass, HCL to pH <2
HS25041426-26	1	1000 (mL)	2 (mL)	0.002	1-litre amber glass, HCL to pH <2
HS25041426-27	1	1000 (mL)	2 (mL)	0.002	1-litre amber glass, HCL to pH <2
HS25041426-28	1	1000 (mL)	2 (mL)	0.002	1-litre amber glass, HCL to pH <2
HS25041426-29	1	1000 (mL)	2 (mL)	0.002	1-litre amber glass, HCL to pH <2
HS25041426-30	1	1000 (mL)	2 (mL)	0.002	1-litre amber glass, HCL to pH <2

Batch ID: 227324	Start Date: 30 Apr 2025 10:11	End Date: 30 Apr 2025 10:11
Method: MA EPH EXTRACTION-FRACTIONATION		Prep Code: MA EPH_WPR

Sample ID	Container	Sample Wt/Vol	Final Volume	Prep Factor	
HS25041426-24	1	1000 (mL)	2 (mL)	0.002	1-litre amber glass, HCL to pH <2
HS25041426-31	1	1000 (mL)	2 (mL)	0.002	1-litre amber glass, HCL to pH <2
HS25041426-32	1	1000 (mL)	2 (mL)	0.002	1-litre amber glass, HCL to pH <2
HS25041426-33	1	1000 (mL)	2 (mL)	0.002	1-litre amber glass, HCL to pH <2
HS25041426-34	1	1000 (mL)	2 (mL)	0.002	1-litre amber glass, HCL to pH <2
HS25041426-35	1	1000 (mL)	2 (mL)	0.002	1-litre amber glass, HCL to pH <2
HS25041426-36	1	1000 (mL)	2 (mL)	0.002	1-litre amber glass, HCL to pH <2
HS25041426-37	1	1000 (mL)	2 (mL)	0.002	1-litre amber glass, HCL to pH <2
HS25041426-38	1	1000 (mL)	2 (mL)	0.002	1-litre amber glass, HCL to pH <2

Weight / Prep Log

Client: Environmental Resources Mgmt.

Project: Sulphur Dome

WorkOrder: HS25041426

Batch ID: 227356	Start Date: 30 Apr 2025 13:30	End Date: 30 Apr 2025 13:30
Method: WATER - SW3010A	Prep Code: 3010A	

Sample ID	Container	Sample Wt/Vol	Final Volume	Prep Factor	
HS25041426-02		10 (mL)	10 (mL)	1	120 plastic HNO3
HS25041426-03		10 (mL)	10 (mL)	1	120 plastic HNO3
HS25041426-04		10 (mL)	10 (mL)	1	120 plastic HNO3
HS25041426-05		10 (mL)	10 (mL)	1	120 plastic HNO3
HS25041426-08		10 (mL)	10 (mL)	1	120 plastic HNO3
HS25041426-09		10 (mL)	10 (mL)	1	120 plastic HNO3
HS25041426-11		10 (mL)	10 (mL)	1	120 plastic HNO3
HS25041426-12		10 (mL)	10 (mL)	1	120 plastic HNO3
HS25041426-13		10 (mL)	10 (mL)	1	120 plastic HNO3
HS25041426-14		10 (mL)	10 (mL)	1	120 plastic HNO3
HS25041426-15		10 (mL)	10 (mL)	1	120 plastic HNO3

Batch ID: 227373	Start Date: 01 May 2025 10:00	End Date: 01 May 2025 10:00
Method: DISS METALS PREP - WATER - SW3010A	Prep Code: 3010A DISS	

Sample ID	Container	Sample Wt/Vol	Final Volume	Prep Factor	
HS25041426-24		10 (mL)	10 (mL)	1	120 plastic HNO3
HS25041426-33		10 (mL)	10 (mL)	1	120 plastic HNO3
HS25041426-34		10 (mL)	10 (mL)	1	120 plastic HNO3
HS25041426-35		10 (mL)	10 (mL)	1	120 plastic HNO3
HS25041426-36		10 (mL)	10 (mL)	1	120 plastic HNO3
HS25041426-37		10 (mL)	10 (mL)	1	120 plastic HNO3
HS25041426-38		10 (mL)	10 (mL)	1	120 plastic HNO3

Batch ID: 227383	Start Date: 01 May 2025 10:30	End Date: 01 May 2025 10:30
Method: DISS METALS PREP - WATER - SW3010A	Prep Code: 3010A DISS	

Sample ID	Container	Sample Wt/Vol	Final Volume	Prep Factor	
HS25041426-01		10 (mL)	10 (mL)	1	120 plastic HNO3
HS25041426-06		10 (mL)	10 (mL)	1	120 plastic HNO3
HS25041426-07		10 (mL)	10 (mL)	1	120 plastic HNO3
HS25041426-10		10 (mL)	10 (mL)	1	120 plastic HNO3
HS25041426-16		10 (mL)	10 (mL)	1	120 plastic HNO3
HS25041426-17		10 (mL)	10 (mL)	1	120 plastic HNO3
HS25041426-18		10 (mL)	10 (mL)	1	120 plastic HNO3
HS25041426-19		10 (mL)	10 (mL)	1	120 plastic HNO3
HS25041426-20		10 (mL)	10 (mL)	1	120 plastic HNO3
HS25041426-21		10 (mL)	10 (mL)	1	120 plastic HNO3
HS25041426-22		10 (mL)	10 (mL)	1	120 plastic HNO3
HS25041426-23		10 (mL)	10 (mL)	1	120 plastic HNO3
HS25041426-25		10 (mL)	10 (mL)	1	120 plastic HNO3
HS25041426-26		10 (mL)	10 (mL)	1	120 plastic HNO3
HS25041426-27		10 (mL)	10 (mL)	1	120 plastic HNO3
HS25041426-28		10 (mL)	10 (mL)	1	120 plastic HNO3
HS25041426-29		10 (mL)	10 (mL)	1	120 plastic HNO3
HS25041426-30		10 (mL)	10 (mL)	1	120 plastic HNO3
HS25041426-31		10 (mL)	10 (mL)	1	120 plastic HNO3
HS25041426-32		10 (mL)	10 (mL)	1	120 plastic HNO3

Weight / Prep Log

Client: Environmental Resources Mgmt.

Project: Sulphur Dome

WorkOrder: HS25041426

Batch ID: 227515	Start Date: 05 May 2025 09:00	End Date: 05 May 2025 09:00
Method: MERCURY PREP BY 7470A- WATER	Prep Code: HG_WPR	

Sample ID	Container	Sample Wt/Vol	Final Volume	Prep Factor	
HS25041426-02		10 (mL)	10 (mL)	1	120 plastic HNO3
HS25041426-03		10 (mL)	10 (mL)	1	120 plastic HNO3
HS25041426-04		10 (mL)	10 (mL)	1	120 plastic HNO3
HS25041426-05		10 (mL)	10 (mL)	1	120 plastic HNO3
HS25041426-08		10 (mL)	10 (mL)	1	120 plastic HNO3
HS25041426-09		10 (mL)	10 (mL)	1	120 plastic HNO3
HS25041426-11		10 (mL)	10 (mL)	1	120 plastic HNO3
HS25041426-12		10 (mL)	10 (mL)	1	120 plastic HNO3
HS25041426-13		10 (mL)	10 (mL)	1	120 plastic HNO3
HS25041426-14		10 (mL)	10 (mL)	1	120 plastic HNO3
HS25041426-15		10 (mL)	10 (mL)	1	120 plastic HNO3

Batch ID: 227516	Start Date: 05 May 2025 09:00	End Date: 05 May 2025 09:00
Method: MERCURY PREP BY 7470A - DISSOLVED	Prep Code: HG_W_DISSPR	

Sample ID	Container	Sample Wt/Vol	Final Volume	Prep Factor	
HS25041426-01		10 (mL)	10 (mL)	1	120 plastic HNO3
HS25041426-06		10 (mL)	10 (mL)	1	120 plastic HNO3
HS25041426-07		10 (mL)	10 (mL)	1	120 plastic HNO3
HS25041426-10		10 (mL)	10 (mL)	1	120 plastic HNO3
HS25041426-16		10 (mL)	10 (mL)	1	120 plastic HNO3
HS25041426-17		10 (mL)	10 (mL)	1	120 plastic HNO3
HS25041426-18		10 (mL)	10 (mL)	1	120 plastic HNO3
HS25041426-19		10 (mL)	10 (mL)	1	120 plastic HNO3
HS25041426-20		10 (mL)	10 (mL)	1	120 plastic HNO3
HS25041426-21		10 (mL)	10 (mL)	1	120 plastic HNO3
HS25041426-22		10 (mL)	10 (mL)	1	120 plastic HNO3
HS25041426-23		10 (mL)	10 (mL)	1	120 plastic HNO3
HS25041426-24		10 (mL)	10 (mL)	1	120 plastic HNO3
HS25041426-25		10 (mL)	10 (mL)	1	120 plastic HNO3
HS25041426-26		10 (mL)	10 (mL)	1	120 plastic HNO3
HS25041426-27		10 (mL)	10 (mL)	1	120 plastic HNO3
HS25041426-28		10 (mL)	10 (mL)	1	120 plastic HNO3
HS25041426-29		10 (mL)	10 (mL)	1	120 plastic HNO3
HS25041426-30		10 (mL)	10 (mL)	1	120 plastic HNO3
HS25041426-31		10 (mL)	10 (mL)	1	120 plastic HNO3

Batch ID: 227519	Start Date: 05 May 2025 09:30	End Date: 05 May 2025 09:30
Method: MERCURY PREP BY 7470A - DISSOLVED	Prep Code: HG_W_DISSPR	

Sample ID	Container	Sample Wt/Vol	Final Volume	Prep Factor	
HS25041426-32		10 (mL)	10 (mL)	1	120 plastic HNO3
HS25041426-33		10 (mL)	10 (mL)	1	120 plastic HNO3
HS25041426-34		10 (mL)	10 (mL)	1	120 plastic HNO3
HS25041426-35		10 (mL)	10 (mL)	1	120 plastic HNO3
HS25041426-36		10 (mL)	10 (mL)	1	120 plastic HNO3
HS25041426-37		10 (mL)	10 (mL)	1	120 plastic HNO3
HS25041426-38		10 (mL)	10 (mL)	1	120 plastic HNO3

Client: Environmental Resources Mgmt.
Project: Sulphur Dome
WorkOrder: HS25041426

DATES REPORT

Sample ID	Client Samp ID	Collection Date	Leachate Date	Prep Date	Analysis Date	DF
Batch ID: 227224 (0)		Test Name : MASSACHUSETTS EPH R2.1, DEC 2019			Matrix: Water	
HS25041426-04	FB-042125	21 Apr 2025 17:30		28 Apr 2025 11:38	29 Apr 2025 15:49	1
HS25041426-04	FB-042125	21 Apr 2025 17:30		28 Apr 2025 11:38	29 Apr 2025 15:49	1
HS25041426-09	FB-042225	22 Apr 2025 15:30		28 Apr 2025 11:38	29 Apr 2025 19:11	1
HS25041426-09	FB-042225	22 Apr 2025 15:30		28 Apr 2025 11:38	29 Apr 2025 19:11	1
HS25041426-11	GW-Rinsate	23 Apr 2025 10:00		28 Apr 2025 11:38	29 Apr 2025 20:08	1
HS25041426-11	GW-Rinsate	23 Apr 2025 10:00		28 Apr 2025 11:38	29 Apr 2025 20:08	1
Batch ID: 227224 (0)		Test Name : MASSACHUSETTS EPH R2.1, DEC 2019			Matrix: Groundwater	
HS25041426-01	MW-3-700	21 Apr 2025 13:33		28 Apr 2025 11:38	29 Apr 2025 14:52	1
HS25041426-01	MW-3-700	21 Apr 2025 13:33		28 Apr 2025 11:38	29 Apr 2025 14:52	1
HS25041426-02	MW-3-500	21 Apr 2025 14:30		28 Apr 2025 11:38	29 Apr 2025 11:01	1
HS25041426-02	MW-3-500	21 Apr 2025 14:30		28 Apr 2025 11:38	29 Apr 2025 09:35	1
HS25041426-03	GW-DUP-01	21 Apr 2025 00:00		28 Apr 2025 11:38	29 Apr 2025 15:21	1
HS25041426-03	GW-DUP-01	21 Apr 2025 00:00		28 Apr 2025 11:38	29 Apr 2025 15:21	1
HS25041426-05	MW-3-200	22 Apr 2025 09:05		28 Apr 2025 11:38	29 Apr 2025 16:18	1
HS25041426-05	MW-3-200	22 Apr 2025 09:05		28 Apr 2025 11:38	29 Apr 2025 16:18	1
HS25041426-06	MW-1-700	22 Apr 2025 11:35		28 Apr 2025 11:38	29 Apr 2025 16:47	1
HS25041426-06	MW-1-700	22 Apr 2025 11:35		28 Apr 2025 11:38	29 Apr 2025 16:47	1
HS25041426-07	MW-1-500	22 Apr 2025 14:00		28 Apr 2025 11:38	29 Apr 2025 17:16	1
HS25041426-07	MW-1-500	22 Apr 2025 14:00		28 Apr 2025 11:38	29 Apr 2025 17:16	1
HS25041426-08	MW-1-200	22 Apr 2025 15:20		28 Apr 2025 11:38	29 Apr 2025 18:42	1
HS25041426-08	MW-1-200	22 Apr 2025 15:20		28 Apr 2025 11:38	29 Apr 2025 18:42	1
HS25041426-10	MW-2-500	23 Apr 2025 08:50		28 Apr 2025 11:38	29 Apr 2025 19:40	1
HS25041426-10	MW-2-500	23 Apr 2025 08:50		28 Apr 2025 11:38	29 Apr 2025 19:40	1
HS25041426-12	MW-2-200	23 Apr 2025 11:00		28 Apr 2025 11:38	29 Apr 2025 20:37	1
HS25041426-12	MW-2-200	23 Apr 2025 11:00		28 Apr 2025 11:38	29 Apr 2025 20:37	1

Client: Environmental Resources Mgmt.
Project: Sulphur Dome
WorkOrder: HS25041426

DATES REPORT

Sample ID	Client Samp ID	Collection Date	Leachate Date	Prep Date	Analysis Date	DF
Batch ID: 227282 (0)		Test Name : MASSACHUSETTS EPH R2.1, DEC 2019			Matrix: Groundwater	
HS25041426-14	MW-2-700	23 Apr 2025 12:30		29 Apr 2025 12:01	30 Apr 2025 18:09	1
HS25041426-14	MW-2-700	23 Apr 2025 12:30		29 Apr 2025 12:01	30 Apr 2025 18:09	1
HS25041426-15	Cottages	23 Apr 2025 13:30		29 Apr 2025 12:01	30 Apr 2025 18:38	1
HS25041426-15	Cottages	23 Apr 2025 13:30		29 Apr 2025 12:01	30 Apr 2025 18:38	1
HS25041426-16	LDNR-06	22 Apr 2025 10:45		29 Apr 2025 12:01	30 Apr 2025 16:14	1
HS25041426-16	LDNR-06	22 Apr 2025 10:45		29 Apr 2025 12:01	30 Apr 2025 16:14	1
HS25041426-17	LDNR-03	22 Apr 2025 11:30		29 Apr 2025 12:01	30 Apr 2025 19:07	1
HS25041426-17	LDNR-03	22 Apr 2025 11:30		29 Apr 2025 12:01	30 Apr 2025 19:07	1
HS25041426-18	LDNR-17	22 Apr 2025 12:00		29 Apr 2025 12:01	30 Apr 2025 19:35	1
HS25041426-18	LDNR-17	22 Apr 2025 12:00		29 Apr 2025 12:01	30 Apr 2025 19:35	1
HS25041426-19	LDNR-18	22 Apr 2025 14:25		29 Apr 2025 12:01	30 Apr 2025 21:02	1
HS25041426-19	LDNR-18	22 Apr 2025 14:25		29 Apr 2025 12:01	30 Apr 2025 21:02	1
HS25041426-20	LDNR-21	22 Apr 2025 14:50		29 Apr 2025 12:01	30 Apr 2025 21:31	1
HS25041426-20	LDNR-21	22 Apr 2025 14:50		29 Apr 2025 12:01	30 Apr 2025 21:31	1
HS25041426-21	LDNR-22	22 Apr 2025 15:10		29 Apr 2025 12:01	30 Apr 2025 22:00	1
HS25041426-21	LDNR-22	22 Apr 2025 15:10		29 Apr 2025 12:01	30 Apr 2025 22:00	1
HS25041426-22	LDNR-12	22 Apr 2025 16:35		29 Apr 2025 12:01	30 Apr 2025 22:28	1
HS25041426-22	LDNR-12	22 Apr 2025 16:35		29 Apr 2025 12:01	30 Apr 2025 22:28	1
HS25041426-23	SW-Dup-02	21 Apr 2025 00:00		29 Apr 2025 12:01	30 Apr 2025 22:57	1
HS25041426-23	SW-Dup-02	21 Apr 2025 00:00		29 Apr 2025 12:01	30 Apr 2025 22:57	1
HS25041426-25	SW-Dup-01	21 Apr 2025 00:00		29 Apr 2025 12:01	30 Apr 2025 23:26	1
HS25041426-25	SW-Dup-01	21 Apr 2025 00:00		29 Apr 2025 12:01	30 Apr 2025 23:26	1
HS25041426-26	LDNR-04	21 Apr 2025 14:35		29 Apr 2025 12:01	30 Apr 2025 23:55	1
HS25041426-26	LDNR-04	21 Apr 2025 14:35		29 Apr 2025 12:01	30 Apr 2025 23:55	1
HS25041426-27	LDNR-24	21 Apr 2025 15:20		29 Apr 2025 12:01	01 May 2025 00:24	1
HS25041426-27	LDNR-24	21 Apr 2025 15:20		29 Apr 2025 12:01	01 May 2025 00:24	1
HS25041426-28	LDNR-08	22 Apr 2025 08:45		29 Apr 2025 12:01	01 May 2025 00:53	1
HS25041426-28	LDNR-08	22 Apr 2025 08:45		29 Apr 2025 12:01	01 May 2025 00:53	1
HS25041426-29	LDNR-07	22 Apr 2025 09:10		29 Apr 2025 12:01	01 May 2025 01:21	1
HS25041426-29	LDNR-07	22 Apr 2025 09:10		29 Apr 2025 12:01	01 May 2025 01:21	1
HS25041426-30	LDNR-23	22 Apr 2025 09:30		29 Apr 2025 12:01	01 May 2025 02:48	1
HS25041426-30	LDNR-23	22 Apr 2025 09:30		29 Apr 2025 12:01	01 May 2025 02:48	1
Batch ID: 227282 (0)		Test Name : MASSACHUSETTS EPH R2.1, DEC 2019			Matrix: Water	
HS25041426-13	FB-042325	23 Apr 2025 10:50		29 Apr 2025 12:01	30 Apr 2025 17:40	1
HS25041426-13	FB-042325	23 Apr 2025 10:50		29 Apr 2025 12:01	30 Apr 2025 17:40	1

Client: Environmental Resources Mgmt.
Project: Sulphur Dome
WorkOrder: HS25041426

DATES REPORT

Sample ID	Client Samp ID	Collection Date	Leachate Date	Prep Date	Analysis Date	DF
Batch ID: 227324 (0)		Test Name : MASSACHUSETTS EPH R2.1, DEC 2019			Matrix: Groundwater	
HS25041426-24	LDNR-26	21 Apr 2025 11:50		30 Apr 2025 10:11	01 May 2025 15:25	1
HS25041426-24	LDNR-26	21 Apr 2025 11:50		30 Apr 2025 10:11	01 May 2025 15:25	1
HS25041426-31	LDNR-05	23 Apr 2025 08:40		30 Apr 2025 10:11	01 May 2025 16:51	1
HS25041426-31	LDNR-05	23 Apr 2025 08:40		30 Apr 2025 10:11	01 May 2025 16:51	1
HS25041426-32	LDNR-25	23 Apr 2025 09:10		30 Apr 2025 10:11	01 May 2025 17:20	1
HS25041426-32	LDNR-25	23 Apr 2025 09:10		30 Apr 2025 10:11	01 May 2025 17:20	1
HS25041426-33	LDNR-14	23 Apr 2025 09:30		30 Apr 2025 10:11	01 May 2025 17:49	1
HS25041426-33	LDNR-14	23 Apr 2025 09:30		30 Apr 2025 10:11	01 May 2025 17:49	1
HS25041426-34	LDNR-13	23 Apr 2025 09:50		30 Apr 2025 10:11	01 May 2025 18:18	1
HS25041426-34	LDNR-13	23 Apr 2025 09:50		30 Apr 2025 10:11	01 May 2025 18:18	1
HS25041426-35	LDNR-01	23 Apr 2025 11:25		30 Apr 2025 10:11	01 May 2025 19:44	1
HS25041426-35	LDNR-01	23 Apr 2025 11:25		30 Apr 2025 10:11	01 May 2025 19:44	1
HS25041426-36	LDNR-09	23 Apr 2025 12:10		30 Apr 2025 10:11	01 May 2025 20:13	1
HS25041426-36	LDNR-09	23 Apr 2025 12:10		30 Apr 2025 10:11	01 May 2025 20:13	1
HS25041426-37	LDNR-19	23 Apr 2025 12:30		30 Apr 2025 10:11	01 May 2025 20:42	1
HS25041426-37	LDNR-19	23 Apr 2025 12:30		30 Apr 2025 10:11	01 May 2025 20:42	1
HS25041426-38	PPG-7B-BS	23 Apr 2025 15:00		30 Apr 2025 10:11	01 May 2025 21:11	1
HS25041426-38	PPG-7B-BS	23 Apr 2025 15:00		30 Apr 2025 10:11	01 May 2025 21:11	1
Batch ID: 227356 (0)		Test Name : ICP-MS METALS BY SW6020A			Matrix: Water	
HS25041426-04	FB-042125	21 Apr 2025 17:30		30 Apr 2025 13:30	06 May 2025 13:58	1
HS25041426-09	FB-042225	22 Apr 2025 15:30		30 Apr 2025 13:30	06 May 2025 14:05	1
HS25041426-11	GW-Rinsate	23 Apr 2025 10:00		30 Apr 2025 13:30	06 May 2025 14:07	1
HS25041426-13	FB-042325	23 Apr 2025 10:50		30 Apr 2025 13:30	06 May 2025 14:12	1
Batch ID: 227356 (0)		Test Name : ICP-MS METALS BY SW6020A			Matrix: Groundwater	
HS25041426-02	MW-3-500	21 Apr 2025 14:30		30 Apr 2025 13:30	06 May 2025 14:42	100
HS25041426-02	MW-3-500	21 Apr 2025 14:30		30 Apr 2025 13:30	06 May 2025 13:23	1
HS25041426-03	GW-DUP-01	21 Apr 2025 00:00		30 Apr 2025 13:30	06 May 2025 15:40	1
HS25041426-03	GW-DUP-01	21 Apr 2025 00:00		30 Apr 2025 13:30	06 May 2025 15:10	20
HS25041426-05	MW-3-200	22 Apr 2025 09:05		30 Apr 2025 13:30	06 May 2025 14:00	1
HS25041426-08	MW-1-200	22 Apr 2025 15:20		30 Apr 2025 13:30	06 May 2025 14:02	1
HS25041426-12	MW-2-200	23 Apr 2025 11:00		30 Apr 2025 13:30	06 May 2025 14:10	1
HS25041426-14	MW-2-700	23 Apr 2025 12:30		30 Apr 2025 13:30	06 May 2025 15:12	100
HS25041426-14	MW-2-700	23 Apr 2025 12:30		30 Apr 2025 13:30	06 May 2025 14:14	1
HS25041426-15	Cottages	23 Apr 2025 13:30		30 Apr 2025 13:30	06 May 2025 14:17	1

Client: Environmental Resources Mgmt.
Project: Sulphur Dome
WorkOrder: HS25041426

DATES REPORT

Sample ID	Client Samp ID	Collection Date	Leachate Date	Prep Date	Analysis Date	DF
Batch ID: 227373 (0)		Test Name : DISSOLVED METALS BY SW6020A			Matrix: Groundwater	
HS25041426-24	LDNR-26	21 Apr 2025 11:50		01 May 2025 10:00	06 May 2025 17:57	1
HS25041426-33	LDNR-14	23 Apr 2025 09:30		01 May 2025 10:00	07 May 2025 11:47	20
HS25041426-33	LDNR-14	23 Apr 2025 09:30		01 May 2025 10:00	07 May 2025 11:03	1
HS25041426-33	LDNR-14	23 Apr 2025 09:30		01 May 2025 10:00	06 May 2025 18:11	1
HS25041426-34	LDNR-13	23 Apr 2025 09:50		01 May 2025 10:00	07 May 2025 11:49	20
HS25041426-34	LDNR-13	23 Apr 2025 09:50		01 May 2025 10:00	07 May 2025 11:05	1
HS25041426-35	LDNR-01	23 Apr 2025 11:25		01 May 2025 10:00	07 May 2025 11:51	20
HS25041426-35	LDNR-01	23 Apr 2025 11:25		01 May 2025 10:00	07 May 2025 11:07	1
HS25041426-36	LDNR-09	23 Apr 2025 12:10		01 May 2025 10:00	07 May 2025 11:09	1
HS25041426-37	LDNR-19	23 Apr 2025 12:30		01 May 2025 10:00	07 May 2025 11:11	1
HS25041426-38	PPG-7B-BS	23 Apr 2025 15:00		01 May 2025 10:00	07 May 2025 11:53	5000
HS25041426-38	PPG-7B-BS	23 Apr 2025 15:00		01 May 2025 10:00	07 May 2025 11:21	50

Client: Environmental Resources Mgmt.
Project: Sulphur Dome
WorkOrder: HS25041426

DATES REPORT

Sample ID	Client Samp ID	Collection Date	Leachate Date	Prep Date	Analysis Date	DF
Batch ID: 227383 (0)		Test Name : DISSOLVED METALS BY SW6020A			Matrix: Groundwater	
HS25041426-01	MW-3-700	21 Apr 2025 13:33		01 May 2025 10:30	07 May 2025 15:44	100
HS25041426-01	MW-3-700	21 Apr 2025 13:33		01 May 2025 10:30	06 May 2025 15:57	1
HS25041426-06	MW-1-700	22 Apr 2025 11:35		01 May 2025 10:30	07 May 2025 15:46	100
HS25041426-06	MW-1-700	22 Apr 2025 11:35		01 May 2025 10:30	06 May 2025 15:59	1
HS25041426-07	MW-1-500	22 Apr 2025 14:00		01 May 2025 10:30	06 May 2025 16:01	1
HS25041426-10	MW-2-500	23 Apr 2025 08:50		01 May 2025 10:30	06 May 2025 16:04	1
HS25041426-16	LDNR-06	22 Apr 2025 10:45		01 May 2025 10:30	07 May 2025 15:27	5
HS25041426-16	LDNR-06	22 Apr 2025 10:45		01 May 2025 10:30	06 May 2025 15:42	100
HS25041426-16	LDNR-06	22 Apr 2025 10:45		01 May 2025 10:30	06 May 2025 14:56	1
HS25041426-17	LDNR-03	22 Apr 2025 11:30		01 May 2025 10:30	07 May 2025 16:14	100
HS25041426-17	LDNR-03	22 Apr 2025 11:30		01 May 2025 10:30	06 May 2025 16:06	1
HS25041426-18	LDNR-17	22 Apr 2025 12:00		01 May 2025 10:30	07 May 2025 16:16	100
HS25041426-18	LDNR-17	22 Apr 2025 12:00		01 May 2025 10:30	06 May 2025 16:08	1
HS25041426-19	LDNR-18	22 Apr 2025 14:25		01 May 2025 10:30	07 May 2025 16:19	100
HS25041426-19	LDNR-18	22 Apr 2025 14:25		01 May 2025 10:30	06 May 2025 16:11	1
HS25041426-20	LDNR-21	22 Apr 2025 14:50		01 May 2025 10:30	07 May 2025 16:21	100
HS25041426-20	LDNR-21	22 Apr 2025 14:50		01 May 2025 10:30	06 May 2025 16:13	1
HS25041426-21	LDNR-22	22 Apr 2025 15:10		01 May 2025 10:30	07 May 2025 16:23	100
HS25041426-21	LDNR-22	22 Apr 2025 15:10		01 May 2025 10:30	06 May 2025 16:15	1
HS25041426-22	LDNR-12	22 Apr 2025 16:35		01 May 2025 10:30	07 May 2025 16:26	100
HS25041426-22	LDNR-12	22 Apr 2025 16:35		01 May 2025 10:30	06 May 2025 16:29	1
HS25041426-23	SW-Dup-02	21 Apr 2025 00:00		01 May 2025 10:30	06 May 2025 16:31	1
HS25041426-25	SW-Dup-01	21 Apr 2025 00:00		01 May 2025 10:30	07 May 2025 16:28	100
HS25041426-25	SW-Dup-01	21 Apr 2025 00:00		01 May 2025 10:30	06 May 2025 16:34	1
HS25041426-26	LDNR-04	21 Apr 2025 14:35		01 May 2025 10:30	07 May 2025 16:30	100
HS25041426-26	LDNR-04	21 Apr 2025 14:35		01 May 2025 10:30	06 May 2025 16:36	1
HS25041426-27	LDNR-24	21 Apr 2025 15:20		01 May 2025 10:30	08 May 2025 12:50	100
HS25041426-27	LDNR-24	21 Apr 2025 15:20		01 May 2025 10:30	06 May 2025 16:38	1
HS25041426-28	LDNR-08	22 Apr 2025 08:45		01 May 2025 10:30	08 May 2025 12:53	100
HS25041426-28	LDNR-08	22 Apr 2025 08:45		01 May 2025 10:30	06 May 2025 16:41	1
HS25041426-29	LDNR-07	22 Apr 2025 09:10		01 May 2025 10:30	08 May 2025 12:55	100
HS25041426-29	LDNR-07	22 Apr 2025 09:10		01 May 2025 10:30	06 May 2025 16:43	1
HS25041426-30	LDNR-23	22 Apr 2025 09:30		01 May 2025 10:30	08 May 2025 12:58	100
HS25041426-30	LDNR-23	22 Apr 2025 09:30		01 May 2025 10:30	06 May 2025 16:46	1
HS25041426-31	LDNR-05	23 Apr 2025 08:40		01 May 2025 10:30	08 May 2025 13:00	100
HS25041426-31	LDNR-05	23 Apr 2025 08:40		01 May 2025 10:30	06 May 2025 16:48	1
HS25041426-32	LDNR-25	23 Apr 2025 09:10		01 May 2025 10:30	08 May 2025 13:02	100
HS25041426-32	LDNR-25	23 Apr 2025 09:10		01 May 2025 10:30	06 May 2025 16:57	1

Client: Environmental Resources Mgmt.
Project: Sulphur Dome
WorkOrder: HS25041426

DATES REPORT

Sample ID	Client Samp ID	Collection Date	Leachate Date	Prep Date	Analysis Date	DF
Batch ID: 227515 (0)		Test Name : MERCURY BY SW7470A			Matrix: Water	
HS25041426-04	FB-042125	21 Apr 2025 17:30		05 May 2025 09:00	05 May 2025 17:25	1
HS25041426-09	FB-042225	22 Apr 2025 15:30		05 May 2025 09:00	05 May 2025 17:30	1
HS25041426-11	GW-Rinsate	23 Apr 2025 10:00		05 May 2025 09:00	05 May 2025 17:35	1
HS25041426-13	FB-042325	23 Apr 2025 10:50		05 May 2025 09:00	05 May 2025 17:39	1
Batch ID: 227515 (0)		Test Name : MERCURY BY SW7470A			Matrix: Groundwater	
HS25041426-02	MW-3-500	21 Apr 2025 14:30		05 May 2025 09:00	05 May 2025 17:18	1
HS25041426-03	GW-DUP-01	21 Apr 2025 00:00		05 May 2025 09:00	05 May 2025 17:23	1
HS25041426-05	MW-3-200	22 Apr 2025 09:05		05 May 2025 09:00	05 May 2025 17:27	1
HS25041426-08	MW-1-200	22 Apr 2025 15:20		05 May 2025 09:00	05 May 2025 17:28	1
HS25041426-12	MW-2-200	23 Apr 2025 11:00		05 May 2025 09:00	05 May 2025 17:37	1
HS25041426-14	MW-2-700	23 Apr 2025 12:30		05 May 2025 09:00	05 May 2025 17:40	1
HS25041426-15	Cottages	23 Apr 2025 13:30		05 May 2025 09:00	05 May 2025 17:42	1
Batch ID: 227516 (0)		Test Name : DISSOLVED MERCURY BY SW7470A			Matrix: Groundwater	
HS25041426-01	MW-3-700	21 Apr 2025 13:33		05 May 2025 09:00	05 May 2025 15:47	1
HS25041426-06	MW-1-700	22 Apr 2025 11:35		05 May 2025 09:00	05 May 2025 15:49	1
HS25041426-07	MW-1-500	22 Apr 2025 14:00		05 May 2025 09:00	05 May 2025 15:50	1
HS25041426-10	MW-2-500	23 Apr 2025 08:50		05 May 2025 09:00	05 May 2025 15:52	1
HS25041426-16	LDNR-06	22 Apr 2025 10:45		05 May 2025 09:00	05 May 2025 15:54	1
HS25041426-17	LDNR-03	22 Apr 2025 11:30		05 May 2025 09:00	05 May 2025 15:59	1
HS25041426-18	LDNR-17	22 Apr 2025 12:00		05 May 2025 09:00	05 May 2025 16:04	1
HS25041426-19	LDNR-18	22 Apr 2025 14:25		05 May 2025 09:00	05 May 2025 16:06	1
HS25041426-20	LDNR-21	22 Apr 2025 14:50		05 May 2025 09:00	05 May 2025 16:07	1
HS25041426-21	LDNR-22	22 Apr 2025 15:10		05 May 2025 09:00	05 May 2025 16:09	1
HS25041426-22	LDNR-12	22 Apr 2025 16:35		05 May 2025 09:00	05 May 2025 16:11	1
HS25041426-23	SW-Dup-02	21 Apr 2025 00:00		05 May 2025 09:00	05 May 2025 16:13	1
HS25041426-24	LDNR-26	21 Apr 2025 11:50		05 May 2025 09:00	05 May 2025 16:14	1
HS25041426-25	SW-Dup-01	21 Apr 2025 00:00		05 May 2025 09:00	05 May 2025 16:16	1
HS25041426-26	LDNR-04	21 Apr 2025 14:35		05 May 2025 09:00	05 May 2025 16:18	1
HS25041426-27	LDNR-24	21 Apr 2025 15:20		05 May 2025 09:00	05 May 2025 16:19	1
HS25041426-28	LDNR-08	22 Apr 2025 08:45		05 May 2025 09:00	05 May 2025 16:26	1
HS25041426-29	LDNR-07	22 Apr 2025 09:10		05 May 2025 09:00	05 May 2025 16:28	1
HS25041426-30	LDNR-23	22 Apr 2025 09:30		05 May 2025 09:00	05 May 2025 16:30	1
HS25041426-31	LDNR-05	23 Apr 2025 08:40		05 May 2025 09:00	05 May 2025 16:32	1

Client: Environmental Resources Mgmt.
Project: Sulphur Dome
WorkOrder: HS25041426

DATES REPORT

Sample ID	Client Samp ID	Collection Date	Leachate Date	Prep Date	Analysis Date	DF
Batch ID: 227519 (0)		Test Name : DISSOLVED MERCURY BY SW7470A			Matrix: Groundwater	
HS25041426-32	LDNR-25	23 Apr 2025 09:10		05 May 2025 09:30	05 May 2025 16:51	1
HS25041426-33	LDNR-14	23 Apr 2025 09:30		05 May 2025 09:30	05 May 2025 16:56	1
HS25041426-34	LDNR-13	23 Apr 2025 09:50		05 May 2025 09:30	05 May 2025 17:01	1
HS25041426-35	LDNR-01	23 Apr 2025 11:25		05 May 2025 09:30	05 May 2025 17:03	1
HS25041426-36	LDNR-09	23 Apr 2025 12:10		05 May 2025 09:30	05 May 2025 17:04	1
HS25041426-37	LDNR-19	23 Apr 2025 12:30		05 May 2025 09:30	05 May 2025 17:06	1
HS25041426-38	PPG-7B-BS	23 Apr 2025 15:00		05 May 2025 09:30	05 May 2025 17:08	1
Batch ID: R511949 (0)		Test Name : SULFIDE BY SM4500 S2-F			Matrix: Water	
HS25041426-04	FB-042125	21 Apr 2025 17:30			28 Apr 2025 10:00	1
HS25041426-09	FB-042225	22 Apr 2025 15:30			28 Apr 2025 10:00	1
HS25041426-11	GW-Rinsate	23 Apr 2025 10:00			28 Apr 2025 10:00	1
HS25041426-13	FB-042325	23 Apr 2025 10:50			28 Apr 2025 10:00	1
Batch ID: R511949 (0)		Test Name : SULFIDE BY SM4500 S2-F			Matrix: Groundwater	
HS25041426-01	MW-3-700	21 Apr 2025 13:33			28 Apr 2025 10:00	1
HS25041426-02	MW-3-500	21 Apr 2025 14:30			28 Apr 2025 10:00	1
HS25041426-03	GW-DUP-01	21 Apr 2025 00:00			28 Apr 2025 10:00	1
HS25041426-05	MW-3-200	22 Apr 2025 09:05			28 Apr 2025 10:00	1
HS25041426-06	MW-1-700	22 Apr 2025 11:35			28 Apr 2025 10:00	1
HS25041426-07	MW-1-500	22 Apr 2025 14:00			28 Apr 2025 10:00	1
HS25041426-08	MW-1-200	22 Apr 2025 15:20			28 Apr 2025 10:00	1
HS25041426-10	MW-2-500	23 Apr 2025 08:50			28 Apr 2025 10:00	1
HS25041426-12	MW-2-200	23 Apr 2025 11:00			28 Apr 2025 10:00	1
HS25041426-14	MW-2-700	23 Apr 2025 12:30			28 Apr 2025 10:00	1
HS25041426-15	Cottages	23 Apr 2025 13:30			28 Apr 2025 10:00	1
HS25041426-16	LDNR-06	22 Apr 2025 10:45			28 Apr 2025 10:00	1
Batch ID: R511953 (0)		Test Name : HYDROGEN SULFIDE BY E376.1			Matrix: Water	
HS25041426-04	FB-042125	21 Apr 2025 17:30			28 Apr 2025 10:00	1
HS25041426-09	FB-042225	22 Apr 2025 15:30			28 Apr 2025 10:00	1
HS25041426-11	GW-Rinsate	23 Apr 2025 10:00			28 Apr 2025 10:00	1
HS25041426-13	FB-042325	23 Apr 2025 10:50			28 Apr 2025 10:00	1

Client: Environmental Resources Mgmt.
Project: Sulphur Dome
WorkOrder: HS25041426

DATES REPORT

Sample ID	Client Samp ID	Collection Date	Leachate Date	Prep Date	Analysis Date	DF
Batch ID: R511953 (0)		Test Name : HYDROGEN SULFIDE BY E376.1			Matrix: Groundwater	
HS25041426-01	MW-3-700	21 Apr 2025 13:33			28 Apr 2025 10:00	1
HS25041426-02	MW-3-500	21 Apr 2025 14:30			28 Apr 2025 10:00	1
HS25041426-03	GW-DUP-01	21 Apr 2025 00:00			28 Apr 2025 10:00	1
HS25041426-05	MW-3-200	22 Apr 2025 09:05			28 Apr 2025 10:00	1
HS25041426-06	MW-1-700	22 Apr 2025 11:35			28 Apr 2025 10:00	1
HS25041426-07	MW-1-500	22 Apr 2025 14:00			28 Apr 2025 10:00	1
HS25041426-08	MW-1-200	22 Apr 2025 15:20			28 Apr 2025 10:00	1
HS25041426-10	MW-2-500	23 Apr 2025 08:50			28 Apr 2025 10:00	1
HS25041426-12	MW-2-200	23 Apr 2025 11:00			28 Apr 2025 10:00	1
HS25041426-14	MW-2-700	23 Apr 2025 12:30			28 Apr 2025 10:00	1
HS25041426-15	Cottages	23 Apr 2025 13:30			28 Apr 2025 10:00	1
HS25041426-16	LDNR-06	22 Apr 2025 10:45			28 Apr 2025 10:00	1
Batch ID: R511998 (0)		Test Name : SULFIDE BY SM4500 S2-F			Matrix: Groundwater	
HS25041426-17	LDNR-03	22 Apr 2025 11:30			28 Apr 2025 10:00	1
HS25041426-18	LDNR-17	22 Apr 2025 12:00			28 Apr 2025 10:00	1
HS25041426-19	LDNR-18	22 Apr 2025 14:25			28 Apr 2025 10:00	1
HS25041426-20	LDNR-21	22 Apr 2025 14:50			28 Apr 2025 10:00	1
HS25041426-21	LDNR-22	22 Apr 2025 15:10			28 Apr 2025 10:00	1
HS25041426-22	LDNR-12	22 Apr 2025 16:35			28 Apr 2025 10:00	1
HS25041426-23	SW-Dup-02	21 Apr 2025 00:00			28 Apr 2025 10:00	1
HS25041426-24	LDNR-26	21 Apr 2025 11:50			28 Apr 2025 10:00	1
HS25041426-25	SW-Dup-01	21 Apr 2025 00:00			28 Apr 2025 10:00	1
HS25041426-26	LDNR-04	21 Apr 2025 14:35			28 Apr 2025 10:00	1
HS25041426-27	LDNR-24	21 Apr 2025 15:20			28 Apr 2025 10:00	1
HS25041426-28	LDNR-08	22 Apr 2025 08:45			28 Apr 2025 10:00	1
HS25041426-29	LDNR-07	22 Apr 2025 09:10			28 Apr 2025 10:00	1
HS25041426-30	LDNR-23	22 Apr 2025 09:30			28 Apr 2025 10:00	1
HS25041426-31	LDNR-05	23 Apr 2025 08:40			28 Apr 2025 10:00	1
HS25041426-32	LDNR-25	23 Apr 2025 09:10			28 Apr 2025 10:00	1
HS25041426-33	LDNR-14	23 Apr 2025 09:30			28 Apr 2025 10:00	1
HS25041426-34	LDNR-13	23 Apr 2025 09:50			28 Apr 2025 10:00	1

Client: Environmental Resources Mgmt.
Project: Sulphur Dome
WorkOrder: HS25041426

DATES REPORT

Sample ID	Client Samp ID	Collection Date	Leachate Date	Prep Date	Analysis Date	DF
Batch ID: R512000 (0)		Test Name : HYDROGEN SULFIDE BY E376.1			Matrix: Groundwater	
HS25041426-17	LDNR-03	22 Apr 2025 11:30			28 Apr 2025 10:00	1
HS25041426-18	LDNR-17	22 Apr 2025 12:00			28 Apr 2025 10:00	1
HS25041426-19	LDNR-18	22 Apr 2025 14:25			28 Apr 2025 10:00	1
HS25041426-20	LDNR-21	22 Apr 2025 14:50			28 Apr 2025 10:00	1
HS25041426-21	LDNR-22	22 Apr 2025 15:10			28 Apr 2025 10:00	1
HS25041426-22	LDNR-12	22 Apr 2025 16:35			28 Apr 2025 10:00	1
HS25041426-23	SW-Dup-02	21 Apr 2025 00:00			28 Apr 2025 10:00	1
HS25041426-24	LDNR-26	21 Apr 2025 11:50			28 Apr 2025 10:00	1
HS25041426-25	SW-Dup-01	21 Apr 2025 00:00			28 Apr 2025 10:00	1
HS25041426-26	LDNR-04	21 Apr 2025 14:35			28 Apr 2025 10:00	1
HS25041426-27	LDNR-24	21 Apr 2025 15:20			28 Apr 2025 10:00	1
HS25041426-28	LDNR-08	22 Apr 2025 08:45			28 Apr 2025 10:00	1
HS25041426-29	LDNR-07	22 Apr 2025 09:10			28 Apr 2025 10:00	1
HS25041426-30	LDNR-23	22 Apr 2025 09:30			28 Apr 2025 10:00	1
HS25041426-31	LDNR-05	23 Apr 2025 08:40			28 Apr 2025 10:00	1
HS25041426-32	LDNR-25	23 Apr 2025 09:10			28 Apr 2025 10:00	1
HS25041426-33	LDNR-14	23 Apr 2025 09:30			28 Apr 2025 10:00	1
HS25041426-34	LDNR-13	23 Apr 2025 09:50			28 Apr 2025 10:00	1
Batch ID: R512008 (0)		Test Name : TOTAL DISSOLVED SOLIDS BY SM2540C			Matrix: Water	
HS25041426-04	FB-042125	21 Apr 2025 17:30			28 Apr 2025 10:30	1
HS25041426-09	FB-042225	22 Apr 2025 15:30			28 Apr 2025 10:30	1

Client: Environmental Resources Mgmt.
Project: Sulphur Dome
WorkOrder: HS25041426

DATES REPORT

Sample ID	Client Samp ID	Collection Date	Leachate Date	Prep Date	Analysis Date	DF
Batch ID: R512008 (0)		Test Name : TOTAL DISSOLVED SOLIDS BY SM2540C			Matrix: Groundwater	
HS25041426-01	MW-3-700	21 Apr 2025 13:33			28 Apr 2025 10:30	1
HS25041426-02	MW-3-500	21 Apr 2025 14:30			28 Apr 2025 10:30	1
HS25041426-03	GW-DUP-01	21 Apr 2025 00:00			28 Apr 2025 10:30	1
HS25041426-05	MW-3-200	22 Apr 2025 09:05			28 Apr 2025 10:30	1
HS25041426-06	MW-1-700	22 Apr 2025 11:35			28 Apr 2025 10:30	1
HS25041426-07	MW-1-500	22 Apr 2025 14:00			28 Apr 2025 10:30	1
HS25041426-08	MW-1-200	22 Apr 2025 15:20			28 Apr 2025 10:30	1
HS25041426-17	LDNR-03	22 Apr 2025 11:30			28 Apr 2025 10:30	1
HS25041426-18	LDNR-17	22 Apr 2025 12:00			28 Apr 2025 10:30	1
HS25041426-19	LDNR-18	22 Apr 2025 14:25			28 Apr 2025 10:30	1
HS25041426-20	LDNR-21	22 Apr 2025 14:50			28 Apr 2025 10:30	1
HS25041426-21	LDNR-22	22 Apr 2025 15:10			28 Apr 2025 10:30	1
HS25041426-23	SW-Dup-02	21 Apr 2025 00:00			28 Apr 2025 10:30	1
HS25041426-24	LDNR-26	21 Apr 2025 11:50			28 Apr 2025 10:30	1
HS25041426-25	SW-Dup-01	21 Apr 2025 00:00			28 Apr 2025 10:30	1
HS25041426-26	LDNR-04	21 Apr 2025 14:35			28 Apr 2025 10:30	1
HS25041426-27	LDNR-24	21 Apr 2025 15:20			28 Apr 2025 10:30	1
Batch ID: R512040 (0)		Test Name : TOTAL DISSOLVED SOLIDS BY SM2540C			Matrix: Water	
HS25041426-11	GW-Rinsate	23 Apr 2025 10:00			28 Apr 2025 12:00	1
HS25041426-13	FB-042325	23 Apr 2025 10:50			28 Apr 2025 12:00	1
Batch ID: R512040 (0)		Test Name : TOTAL DISSOLVED SOLIDS BY SM2540C			Matrix: Groundwater	
HS25041426-10	MW-2-500	23 Apr 2025 08:50			28 Apr 2025 12:00	1
HS25041426-12	MW-2-200	23 Apr 2025 11:00			28 Apr 2025 12:00	1
HS25041426-14	MW-2-700	23 Apr 2025 12:30			28 Apr 2025 12:00	1
HS25041426-15	Cottages	23 Apr 2025 13:30			28 Apr 2025 12:00	1
HS25041426-16	LDNR-06	22 Apr 2025 10:45			28 Apr 2025 12:00	1
HS25041426-22	LDNR-12	22 Apr 2025 16:35			28 Apr 2025 12:00	1
HS25041426-28	LDNR-08	22 Apr 2025 08:45			28 Apr 2025 12:00	1
HS25041426-29	LDNR-07	22 Apr 2025 09:10			28 Apr 2025 12:00	1
HS25041426-30	LDNR-23	22 Apr 2025 09:30			28 Apr 2025 12:00	1
HS25041426-31	LDNR-05	23 Apr 2025 08:40			28 Apr 2025 12:00	1
HS25041426-32	LDNR-25	23 Apr 2025 09:10			28 Apr 2025 12:00	1
HS25041426-33	LDNR-14	23 Apr 2025 09:30			28 Apr 2025 12:00	1
HS25041426-34	LDNR-13	23 Apr 2025 09:50			28 Apr 2025 12:00	1
HS25041426-35	LDNR-01	23 Apr 2025 11:25			28 Apr 2025 12:00	1
HS25041426-36	LDNR-09	23 Apr 2025 12:10			28 Apr 2025 12:00	1
HS25041426-37	LDNR-19	23 Apr 2025 12:30			28 Apr 2025 12:00	1
HS25041426-38	PPG-7B-BS	23 Apr 2025 15:00			28 Apr 2025 12:00	1

Client: Environmental Resources Mgmt.
Project: Sulphur Dome
WorkOrder: HS25041426

DATES REPORT

Sample ID	Client Samp ID	Collection Date	Leachate Date	Prep Date	Analysis Date	DF
Batch ID: R512050 (0)		Test Name : SULFIDE BY SM4500 S2-F			Matrix: Groundwater	
HS25041426-35	LDNR-01	23 Apr 2025 11:25			29 Apr 2025 10:30	1
HS25041426-36	LDNR-09	23 Apr 2025 12:10			29 Apr 2025 10:30	1
HS25041426-37	LDNR-19	23 Apr 2025 12:30			29 Apr 2025 10:30	1
HS25041426-38	PPG-7B-BS	23 Apr 2025 15:00			29 Apr 2025 10:30	1
Batch ID: R512054 (0)		Test Name : HYDROGEN SULFIDE BY E376.1			Matrix: Groundwater	
HS25041426-35	LDNR-01	23 Apr 2025 11:25			29 Apr 2025 10:16	1
HS25041426-36	LDNR-09	23 Apr 2025 12:10			29 Apr 2025 10:16	1
HS25041426-37	LDNR-19	23 Apr 2025 12:30			29 Apr 2025 10:16	1
HS25041426-38	PPG-7B-BS	23 Apr 2025 15:00			29 Apr 2025 10:16	1
Batch ID: R512111 (0)		Test Name : PH BY SM4500H+ B			Matrix: Water	
HS25041426-04	FB-042125	21 Apr 2025 17:30			29 Apr 2025 08:21	1
HS25041426-09	FB-042225	22 Apr 2025 15:30			29 Apr 2025 09:02	1
HS25041426-11	GW-Rinsate	23 Apr 2025 10:00			29 Apr 2025 09:11	1
HS25041426-13	FB-042325	23 Apr 2025 10:50			29 Apr 2025 09:22	1
Batch ID: R512111 (0)		Test Name : PH BY SM4500H+ B			Matrix: Groundwater	
HS25041426-01	MW-3-700	21 Apr 2025 13:33			29 Apr 2025 07:59	1
HS25041426-02	MW-3-500	21 Apr 2025 14:30			29 Apr 2025 08:04	1
HS25041426-03	GW-DUP-01	21 Apr 2025 00:00			29 Apr 2025 08:16	1
HS25041426-05	MW-3-200	22 Apr 2025 09:05			29 Apr 2025 08:27	1
HS25041426-06	MW-1-700	22 Apr 2025 11:35			29 Apr 2025 08:46	1
HS25041426-07	MW-1-500	22 Apr 2025 14:00			29 Apr 2025 08:51	1
HS25041426-08	MW-1-200	22 Apr 2025 15:20			29 Apr 2025 08:58	1
HS25041426-10	MW-2-500	23 Apr 2025 08:50			29 Apr 2025 09:07	1
HS25041426-12	MW-2-200	23 Apr 2025 11:00			29 Apr 2025 09:17	1
HS25041426-14	MW-2-700	23 Apr 2025 12:30			29 Apr 2025 09:27	1
HS25041426-15	Cottages	23 Apr 2025 13:30			29 Apr 2025 09:32	1

Client: Environmental Resources Mgmt.
Project: Sulphur Dome
WorkOrder: HS25041426

DATES REPORT

Sample ID	Client Samp ID	Collection Date	Leachate Date	Prep Date	Analysis Date	DF
Batch ID: R512115 (0)		Test Name : PH BY SM4500H+ B			Matrix: Groundwater	
HS25041426-16	LDNR-06	22 Apr 2025 10:45			29 Apr 2025 10:09	1
HS25041426-17	LDNR-03	22 Apr 2025 11:30			29 Apr 2025 10:20	1
HS25041426-18	LDNR-17	22 Apr 2025 12:00			29 Apr 2025 10:25	1
HS25041426-19	LDNR-18	22 Apr 2025 14:25			29 Apr 2025 10:31	1
HS25041426-20	LDNR-21	22 Apr 2025 14:50			29 Apr 2025 10:36	1
HS25041426-21	LDNR-22	22 Apr 2025 15:10			29 Apr 2025 10:41	1
HS25041426-22	LDNR-12	22 Apr 2025 16:35			29 Apr 2025 11:00	1
HS25041426-23	SW-Dup-02	21 Apr 2025 00:00			29 Apr 2025 11:05	1
HS25041426-24	LDNR-26	21 Apr 2025 11:50			29 Apr 2025 11:10	1
HS25041426-25	SW-Dup-01	21 Apr 2025 00:00			29 Apr 2025 11:20	1
HS25041426-26	LDNR-04	21 Apr 2025 14:35			29 Apr 2025 11:25	1
HS25041426-27	LDNR-24	21 Apr 2025 15:20			29 Apr 2025 11:31	1
HS25041426-28	LDNR-08	22 Apr 2025 08:45			29 Apr 2025 11:36	1
HS25041426-29	LDNR-07	22 Apr 2025 09:10			29 Apr 2025 11:42	1
HS25041426-30	LDNR-23	22 Apr 2025 09:30			29 Apr 2025 11:48	1
Batch ID: R512116 (0)		Test Name : PH BY SM4500H+ B			Matrix: Groundwater	
HS25041426-31	LDNR-05	23 Apr 2025 08:40			29 Apr 2025 12:24	1
HS25041426-32	LDNR-25	23 Apr 2025 09:10			29 Apr 2025 12:30	1
HS25041426-33	LDNR-14	23 Apr 2025 09:30			29 Apr 2025 12:35	1
HS25041426-34	LDNR-13	23 Apr 2025 09:50			29 Apr 2025 12:41	1
HS25041426-35	LDNR-01	23 Apr 2025 11:25			29 Apr 2025 12:47	1
HS25041426-36	LDNR-09	23 Apr 2025 12:10			29 Apr 2025 12:53	1
HS25041426-37	LDNR-19	23 Apr 2025 12:30			29 Apr 2025 12:59	1
HS25041426-38	PPG-7B-BS	23 Apr 2025 15:00			29 Apr 2025 13:18	1
Batch ID: R512144 (0)		Test Name : ALKALINITY BY SM2320B			Matrix: Water	
HS25041426-04	FB-042125	21 Apr 2025 17:30			29 Apr 2025 08:21	1
HS25041426-09	FB-042225	22 Apr 2025 15:30			29 Apr 2025 09:02	1
HS25041426-11	GW-Rinsate	23 Apr 2025 10:00			29 Apr 2025 09:11	1
HS25041426-13	FB-042325	23 Apr 2025 10:50			29 Apr 2025 09:22	1

Client: Environmental Resources Mgmt.
Project: Sulphur Dome
WorkOrder: HS25041426

DATES REPORT

Sample ID	Client Samp ID	Collection Date	Leachate Date	Prep Date	Analysis Date	DF
Batch ID: R512144 (0)		Test Name : ALKALINITY BY SM2320B			Matrix: Groundwater	
HS25041426-01	MW-3-700	21 Apr 2025 13:33			29 Apr 2025 07:59	1
HS25041426-02	MW-3-500	21 Apr 2025 14:30			29 Apr 2025 08:04	1
HS25041426-03	GW-DUP-01	21 Apr 2025 00:00			29 Apr 2025 08:16	1
HS25041426-05	MW-3-200	22 Apr 2025 09:05			29 Apr 2025 08:27	1
HS25041426-06	MW-1-700	22 Apr 2025 11:35			29 Apr 2025 08:46	1
HS25041426-07	MW-1-500	22 Apr 2025 14:00			29 Apr 2025 08:51	1
HS25041426-08	MW-1-200	22 Apr 2025 15:20			29 Apr 2025 08:58	1
HS25041426-10	MW-2-500	23 Apr 2025 08:50			29 Apr 2025 09:07	1
HS25041426-12	MW-2-200	23 Apr 2025 11:00			29 Apr 2025 09:17	1
HS25041426-14	MW-2-700	23 Apr 2025 12:30			29 Apr 2025 09:27	1
HS25041426-15	Cottages	23 Apr 2025 13:30			29 Apr 2025 09:32	1
Batch ID: R512145 (0)		Test Name : ALKALINITY BY SM2320B			Matrix: Groundwater	
HS25041426-16	LDNR-06	22 Apr 2025 10:45			29 Apr 2025 10:09	1
HS25041426-17	LDNR-03	22 Apr 2025 11:30			29 Apr 2025 10:20	1
HS25041426-18	LDNR-17	22 Apr 2025 12:00			29 Apr 2025 10:25	1
HS25041426-19	LDNR-18	22 Apr 2025 14:25			29 Apr 2025 10:31	1
HS25041426-20	LDNR-21	22 Apr 2025 14:50			29 Apr 2025 10:36	1
HS25041426-21	LDNR-22	22 Apr 2025 15:10			29 Apr 2025 10:41	1
HS25041426-22	LDNR-12	22 Apr 2025 16:35			29 Apr 2025 11:00	1
HS25041426-23	SW-Dup-02	21 Apr 2025 00:00			29 Apr 2025 11:05	1
HS25041426-24	LDNR-26	21 Apr 2025 11:50			29 Apr 2025 11:10	1
HS25041426-25	SW-Dup-01	21 Apr 2025 00:00			29 Apr 2025 11:20	1
HS25041426-26	LDNR-04	21 Apr 2025 14:35			29 Apr 2025 11:25	1
HS25041426-27	LDNR-24	21 Apr 2025 15:20			29 Apr 2025 11:31	1
HS25041426-28	LDNR-08	22 Apr 2025 08:45			29 Apr 2025 11:36	1
HS25041426-29	LDNR-07	22 Apr 2025 09:10			29 Apr 2025 11:42	1
HS25041426-30	LDNR-23	22 Apr 2025 09:30			29 Apr 2025 11:48	1
Batch ID: R512146 (0)		Test Name : ALKALINITY BY SM2320B			Matrix: Groundwater	
HS25041426-31	LDNR-05	23 Apr 2025 08:40			29 Apr 2025 12:24	1
HS25041426-32	LDNR-25	23 Apr 2025 09:10			29 Apr 2025 12:30	1
HS25041426-33	LDNR-14	23 Apr 2025 09:30			29 Apr 2025 12:35	1
HS25041426-34	LDNR-13	23 Apr 2025 09:50			29 Apr 2025 12:41	1
HS25041426-35	LDNR-01	23 Apr 2025 11:25			29 Apr 2025 12:47	1
HS25041426-36	LDNR-09	23 Apr 2025 12:10			29 Apr 2025 12:53	1
HS25041426-37	LDNR-19	23 Apr 2025 12:30			29 Apr 2025 12:59	1
HS25041426-38	PPG-7B-BS	23 Apr 2025 15:00			29 Apr 2025 13:18	1

Client: Environmental Resources Mgmt.
Project: Sulphur Dome
WorkOrder: HS25041426

DATES REPORT

Sample ID	Client Samp ID	Collection Date	Leachate Date	Prep Date	Analysis Date	DF
Batch ID: R512266 (0)		Test Name : LOW LEVEL VOLATILES BY SW8260C			Matrix: Groundwater	
HS25041426-02	MW-3-500	21 Apr 2025 14:30			01 May 2025 00:27	1
HS25041426-12	MW-2-200	23 Apr 2025 11:00			01 May 2025 00:48	1
HS25041426-14	MW-2-700	23 Apr 2025 12:30			01 May 2025 01:09	1
HS25041426-15	Cottages	23 Apr 2025 13:30			01 May 2025 01:30	1
HS25041426-17	LDNR-03	22 Apr 2025 11:30			01 May 2025 01:51	1
HS25041426-18	LDNR-17	22 Apr 2025 12:00			01 May 2025 02:12	1
HS25041426-19	LDNR-18	22 Apr 2025 14:25			01 May 2025 02:33	1
HS25041426-20	LDNR-21	22 Apr 2025 14:50			01 May 2025 02:53	1
HS25041426-21	LDNR-22	22 Apr 2025 15:10			01 May 2025 03:14	1
HS25041426-22	LDNR-12	22 Apr 2025 16:35			01 May 2025 03:35	1
HS25041426-23	SW-Dup-02	21 Apr 2025 00:00			01 May 2025 03:56	1
HS25041426-25	SW-Dup-01	21 Apr 2025 00:00			01 May 2025 04:17	1
HS25041426-26	LDNR-04	21 Apr 2025 14:35			01 May 2025 04:38	1
Batch ID: R512267 (0)		Test Name : ANIONS BY SW9056A			Matrix: Water	
HS25041426-04	FB-042125	21 Apr 2025 17:30			01 May 2025 01:08	1
HS25041426-09	FB-042225	22 Apr 2025 15:30			01 May 2025 01:38	1
HS25041426-11	GW-Rinsate	23 Apr 2025 10:00			01 May 2025 02:13	1
HS25041426-13	FB-042325	23 Apr 2025 10:50			01 May 2025 02:24	1

Client: Environmental Resources Mgmt.
Project: Sulphur Dome
WorkOrder: HS25041426

DATES REPORT

Sample ID	Client Samp ID	Collection Date	Leachate Date	Prep Date	Analysis Date	DF
Batch ID: R512267 (0)		Test Name : ANIONS BY SW9056A			Matrix: Groundwater	
HS25041426-01	MW-3-700	21 Apr 2025 13:33			30 Apr 2025 23:41	50
HS25041426-01	MW-3-700	21 Apr 2025 13:33			30 Apr 2025 23:35	2
HS25041426-02	MW-3-500	21 Apr 2025 14:30			30 Apr 2025 23:53	20
HS25041426-02	MW-3-500	21 Apr 2025 14:30			30 Apr 2025 23:47	1
HS25041426-03	GW-DUP-01	21 Apr 2025 00:00			01 May 2025 00:16	20
HS25041426-03	GW-DUP-01	21 Apr 2025 00:00			01 May 2025 00:10	1
HS25041426-05	MW-3-200	22 Apr 2025 09:05			01 May 2025 01:14	1
HS25041426-06	MW-1-700	22 Apr 2025 11:35			01 May 2025 01:20	1
HS25041426-07	MW-1-500	22 Apr 2025 14:00			01 May 2025 01:26	1
HS25041426-08	MW-1-200	22 Apr 2025 15:20			01 May 2025 01:32	1
HS25041426-10	MW-2-500	23 Apr 2025 08:50			01 May 2025 02:07	1
HS25041426-12	MW-2-200	23 Apr 2025 11:00			01 May 2025 02:18	1
HS25041426-14	MW-2-700	23 Apr 2025 12:30			01 May 2025 02:36	10
HS25041426-14	MW-2-700	23 Apr 2025 12:30			01 May 2025 02:30	1
HS25041426-15	Cottages	23 Apr 2025 13:30			01 May 2025 02:42	1
HS25041426-16	LDNR-06	22 Apr 2025 10:45			01 May 2025 03:34	10
HS25041426-16	LDNR-06	22 Apr 2025 10:45			01 May 2025 03:28	1
HS25041426-17	LDNR-03	22 Apr 2025 11:30			01 May 2025 02:59	10
HS25041426-17	LDNR-03	22 Apr 2025 11:30			01 May 2025 02:53	1
HS25041426-18	LDNR-17	22 Apr 2025 12:00			01 May 2025 03:58	10
HS25041426-18	LDNR-17	22 Apr 2025 12:00			01 May 2025 03:52	1

Client: Environmental Resources Mgmt.
Project: Sulphur Dome
WorkOrder: HS25041426

DATES REPORT

Sample ID	Client Samp ID	Collection Date	Leachate Date	Prep Date	Analysis Date	DF
Batch ID: R512270 (0)		Test Name : ANIONS BY SW9056A			Matrix: Groundwater	
HS25041426-19	LDNR-18	22 Apr 2025 14:25			01 May 2025 04:50	10
HS25041426-19	LDNR-18	22 Apr 2025 14:25			01 May 2025 04:44	1
HS25041426-20	LDNR-21	22 Apr 2025 14:50			01 May 2025 05:02	10
HS25041426-20	LDNR-21	22 Apr 2025 14:50			01 May 2025 04:56	1
HS25041426-21	LDNR-22	22 Apr 2025 15:10			01 May 2025 05:13	10
HS25041426-21	LDNR-22	22 Apr 2025 15:10			01 May 2025 05:08	1
HS25041426-22	LDNR-12	22 Apr 2025 16:35			01 May 2025 05:25	10
HS25041426-22	LDNR-12	22 Apr 2025 16:35			01 May 2025 05:19	1
HS25041426-23	SW-Dup-02	21 Apr 2025 00:00			01 May 2025 06:06	1
HS25041426-24	LDNR-26	21 Apr 2025 11:50			01 May 2025 06:12	1
HS25041426-25	SW-Dup-01	21 Apr 2025 00:00			01 May 2025 06:35	10
HS25041426-25	SW-Dup-01	21 Apr 2025 00:00			01 May 2025 06:29	1
HS25041426-26	LDNR-04	21 Apr 2025 14:35			01 May 2025 06:47	10
HS25041426-26	LDNR-04	21 Apr 2025 14:35			01 May 2025 06:41	1
HS25041426-27	LDNR-24	21 Apr 2025 15:20			01 May 2025 07:22	10
HS25041426-27	LDNR-24	21 Apr 2025 15:20			01 May 2025 07:16	1
HS25041426-28	LDNR-08	22 Apr 2025 08:45			01 May 2025 07:33	10
HS25041426-28	LDNR-08	22 Apr 2025 08:45			01 May 2025 07:27	1
HS25041426-29	LDNR-07	22 Apr 2025 09:10			01 May 2025 07:45	10
HS25041426-29	LDNR-07	22 Apr 2025 09:10			01 May 2025 07:39	1
HS25041426-30	LDNR-23	22 Apr 2025 09:30			01 May 2025 07:57	10
HS25041426-30	LDNR-23	22 Apr 2025 09:30			01 May 2025 07:51	1
HS25041426-31	LDNR-05	23 Apr 2025 08:40			01 May 2025 08:08	10
HS25041426-31	LDNR-05	23 Apr 2025 08:40			01 May 2025 08:02	1
Batch ID: R512275 (0)		Test Name : LOW LEVEL VOLATILES BY SW8260C			Matrix: Water	
HS25041426-04	FB-042125	21 Apr 2025 17:30			30 Apr 2025 23:40	1
HS25041426-09	FB-042225	22 Apr 2025 15:30			01 May 2025 00:03	1
HS25041426-11	GW-Rinsate	23 Apr 2025 10:00			01 May 2025 00:26	1
Batch ID: R512275 (0)		Test Name : LOW LEVEL VOLATILES BY SW8260C			Matrix: Groundwater	
HS25041426-01	MW-3-700	21 Apr 2025 13:33			01 May 2025 00:49	1
HS25041426-03	GW-DUP-01	21 Apr 2025 00:00			01 May 2025 01:12	1
HS25041426-05	MW-3-200	22 Apr 2025 09:05			01 May 2025 01:35	1
HS25041426-06	MW-1-700	22 Apr 2025 11:35			01 May 2025 01:58	1
HS25041426-07	MW-1-500	22 Apr 2025 14:00			01 May 2025 02:20	1
HS25041426-08	MW-1-200	22 Apr 2025 15:20			01 May 2025 02:43	1

Client: Environmental Resources Mgmt.
Project: Sulphur Dome
WorkOrder: HS25041426

DATES REPORT

Sample ID	Client Samp ID	Collection Date	Leachate Date	Prep Date	Analysis Date	DF
Batch ID: R512298 (0)		Test Name : MASSACHUSETTS VPH, FEB 2018, REV 2.1			Matrix: Water	
HS25041426-04	FB-042125	21 Apr 2025 17:30			30 Apr 2025 13:52	1
HS25041426-09	FB-042225	22 Apr 2025 15:30			30 Apr 2025 14:30	1
HS25041426-11	GW-Rinsate	23 Apr 2025 10:00			30 Apr 2025 22:15	1
HS25041426-13	FB-042325	23 Apr 2025 10:50			30 Apr 2025 15:09	1
Batch ID: R512298 (0)		Test Name : MASSACHUSETTS VPH, FEB 2018, REV 2.1			Matrix: Groundwater	
HS25041426-01	MW-3-700	21 Apr 2025 13:33			30 Apr 2025 15:48	1
HS25041426-02	MW-3-500	21 Apr 2025 14:30			30 Apr 2025 16:26	1
HS25041426-03	GW-DUP-01	21 Apr 2025 00:00			30 Apr 2025 17:05	1
HS25041426-05	MW-3-200	22 Apr 2025 09:05			30 Apr 2025 17:44	1
HS25041426-06	MW-1-700	22 Apr 2025 11:35			30 Apr 2025 19:40	1
HS25041426-07	MW-1-500	22 Apr 2025 14:00			30 Apr 2025 20:19	1
HS25041426-08	MW-1-200	22 Apr 2025 15:20			30 Apr 2025 20:57	1
HS25041426-10	MW-2-500	23 Apr 2025 08:50			30 Apr 2025 21:36	1
HS25041426-12	MW-2-200	23 Apr 2025 11:00			30 Apr 2025 22:54	1
HS25041426-14	MW-2-700	23 Apr 2025 12:30			30 Apr 2025 23:32	1
HS25041426-15	Cottages	23 Apr 2025 13:30			01 May 2025 00:11	1
HS25041426-16	LDNR-06	22 Apr 2025 10:45			01 May 2025 00:50	1
HS25041426-17	LDNR-03	22 Apr 2025 11:30			01 May 2025 01:28	1
HS25041426-18	LDNR-17	22 Apr 2025 12:00			01 May 2025 03:25	1
HS25041426-19	LDNR-18	22 Apr 2025 14:25			01 May 2025 04:03	1
HS25041426-20	LDNR-21	22 Apr 2025 14:50			01 May 2025 04:42	1
Batch ID: R512300 (0)		Test Name : MASSACHUSETTS VPH, FEB 2018, REV 2.1			Matrix: Water	
HS25041426-04	FB-042125	21 Apr 2025 17:30			30 Apr 2025 13:52	1
HS25041426-09	FB-042225	22 Apr 2025 15:30			30 Apr 2025 14:30	1
HS25041426-11	GW-Rinsate	23 Apr 2025 10:00			30 Apr 2025 22:15	1
HS25041426-13	FB-042325	23 Apr 2025 10:50			30 Apr 2025 15:09	1

Client: Environmental Resources Mgmt.
Project: Sulphur Dome
WorkOrder: HS25041426

DATES REPORT

Sample ID	Client Samp ID	Collection Date	Leachate Date	Prep Date	Analysis Date	DF
Batch ID: R512300 (0)		Test Name : MASSACHUSETTS VPH, FEB 2018, REV 2.1			Matrix: Groundwater	
HS25041426-01	MW-3-700	21 Apr 2025 13:33			30 Apr 2025 15:48	1
HS25041426-02	MW-3-500	21 Apr 2025 14:30			30 Apr 2025 16:26	1
HS25041426-03	GW-DUP-01	21 Apr 2025 00:00			30 Apr 2025 17:05	1
HS25041426-05	MW-3-200	22 Apr 2025 09:05			30 Apr 2025 17:44	1
HS25041426-06	MW-1-700	22 Apr 2025 11:35			30 Apr 2025 19:40	1
HS25041426-07	MW-1-500	22 Apr 2025 14:00			30 Apr 2025 20:19	1
HS25041426-08	MW-1-200	22 Apr 2025 15:20			30 Apr 2025 20:57	1
HS25041426-10	MW-2-500	23 Apr 2025 08:50			30 Apr 2025 21:36	1
HS25041426-12	MW-2-200	23 Apr 2025 11:00			30 Apr 2025 22:54	1
HS25041426-14	MW-2-700	23 Apr 2025 12:30			30 Apr 2025 23:32	1
HS25041426-15	Cottages	23 Apr 2025 13:30			01 May 2025 00:11	1
HS25041426-16	LDNR-06	22 Apr 2025 10:45			01 May 2025 00:50	1
HS25041426-17	LDNR-03	22 Apr 2025 11:30			01 May 2025 01:28	1
HS25041426-18	LDNR-17	22 Apr 2025 12:00			01 May 2025 03:25	1
HS25041426-19	LDNR-18	22 Apr 2025 14:25			01 May 2025 04:03	1
HS25041426-20	LDNR-21	22 Apr 2025 14:50			01 May 2025 04:42	1
Batch ID: R512317 (0)		Test Name : LOW LEVEL VOLATILES BY SW8260C			Matrix: Water	
HS25041426-13	FB-042325	23 Apr 2025 10:50			01 May 2025 11:29	1
HS25041426-39	CG-032625-059	23 Apr 2025 00:00			01 May 2025 17:44	1
HS25041426-40	CG-032625-068	23 Apr 2025 00:00			01 May 2025 11:08	1
Batch ID: R512317 (0)		Test Name : LOW LEVEL VOLATILES BY SW8260C			Matrix: Groundwater	
HS25041426-10	MW-2-500	23 Apr 2025 08:50			01 May 2025 15:39	1
HS25041426-16	LDNR-06	22 Apr 2025 10:45			01 May 2025 11:50	1
HS25041426-27	LDNR-24	21 Apr 2025 15:20			01 May 2025 12:11	1
HS25041426-28	LDNR-08	22 Apr 2025 08:45			01 May 2025 12:32	1
HS25041426-29	LDNR-07	22 Apr 2025 09:10			01 May 2025 12:53	1
HS25041426-30	LDNR-23	22 Apr 2025 09:30			01 May 2025 13:13	1
HS25041426-31	LDNR-05	23 Apr 2025 08:40			01 May 2025 13:34	1
HS25041426-34	LDNR-13	23 Apr 2025 09:50			01 May 2025 16:00	1
HS25041426-35	LDNR-01	23 Apr 2025 11:25			01 May 2025 16:21	1
HS25041426-36	LDNR-09	23 Apr 2025 12:10			01 May 2025 16:42	1
HS25041426-37	LDNR-19	23 Apr 2025 12:30			01 May 2025 17:03	1
HS25041426-38	PPG-7B-BS	23 Apr 2025 15:00			01 May 2025 17:24	1

Client: Environmental Resources Mgmt.
Project: Sulphur Dome
WorkOrder: HS25041426

DATES REPORT

Sample ID	Client Samp ID	Collection Date	Leachate Date	Prep Date	Analysis Date	DF
Batch ID: R512334 (0)		Test Name : ANIONS BY SW9056A			Matrix: Groundwater	
HS25041426-06	MW-1-700	22 Apr 2025 11:35			01 May 2025 12:56	2
HS25041426-32	LDNR-25	23 Apr 2025 09:10			01 May 2025 13:31	10
HS25041426-32	LDNR-25	23 Apr 2025 09:10			01 May 2025 13:25	1
HS25041426-33	LDNR-14	23 Apr 2025 09:30			01 May 2025 13:54	20
HS25041426-33	LDNR-14	23 Apr 2025 09:30			01 May 2025 13:48	1
HS25041426-34	LDNR-13	23 Apr 2025 09:50			01 May 2025 14:06	10
HS25041426-34	LDNR-13	23 Apr 2025 09:50			01 May 2025 14:00	1
HS25041426-35	LDNR-01	23 Apr 2025 11:25			01 May 2025 14:17	20
HS25041426-35	LDNR-01	23 Apr 2025 11:25			01 May 2025 14:11	1
HS25041426-36	LDNR-09	23 Apr 2025 12:10			01 May 2025 14:53	10
HS25041426-36	LDNR-09	23 Apr 2025 12:10			01 May 2025 14:47	1
HS25041426-37	LDNR-19	23 Apr 2025 12:30			01 May 2025 15:04	10
HS25041426-37	LDNR-19	23 Apr 2025 12:30			01 May 2025 14:58	1
HS25041426-38	PPG-7B-BS	23 Apr 2025 15:00			01 May 2025 15:16	1000
HS25041426-38	PPG-7B-BS	23 Apr 2025 15:00			01 May 2025 15:10	50
Batch ID: R512346 (0)		Test Name : LOW LEVEL VOLATILES BY SW8260C			Matrix: Water	
HS25041426-41	CG-032625-066	23 Apr 2025 00:00			01 May 2025 21:13	1
HS25041426-42	CG-032625-072	23 Apr 2025 00:00			01 May 2025 21:34	1
HS25041426-43	CG-032625-074	23 Apr 2025 00:00			01 May 2025 21:54	1
HS25041426-44	CG-032625-053	23 Apr 2025 00:00			01 May 2025 22:15	1
HS25041426-45	CG-032625-055	23 Apr 2025 00:00			01 May 2025 22:36	1
HS25041426-46	CG-032625-057	23 Apr 2025 00:00			01 May 2025 22:57	1

Client: Environmental Resources Mgmt.
Project: Sulphur Dome
WorkOrder: HS25041426

DATES REPORT

Sample ID	Client Samp ID	Collection Date	Leachate Date	Prep Date	Analysis Date	DF
Batch ID: R512355 (0)		Test Name : MASSACHUSETTS VPH, FEB 2018, REV 2.1			Matrix: Groundwater	
HS25041426-21	LDNR-22	22 Apr 2025 15:10			01 May 2025 13:57	1
HS25041426-22	LDNR-12	22 Apr 2025 16:35			01 May 2025 14:36	1
HS25041426-23	SW-Dup-02	21 Apr 2025 00:00			01 May 2025 15:15	1
HS25041426-24	LDNR-26	21 Apr 2025 11:50			01 May 2025 15:54	1
HS25041426-25	SW-Dup-01	21 Apr 2025 00:00			01 May 2025 16:32	1
HS25041426-26	LDNR-04	21 Apr 2025 14:35			01 May 2025 17:11	1
HS25041426-27	LDNR-24	21 Apr 2025 15:20			01 May 2025 17:50	1
HS25041426-28	LDNR-08	22 Apr 2025 08:45			01 May 2025 19:46	1
HS25041426-29	LDNR-07	22 Apr 2025 09:10			01 May 2025 20:25	1
HS25041426-30	LDNR-23	22 Apr 2025 09:30			01 May 2025 21:04	1
HS25041426-31	LDNR-05	23 Apr 2025 08:40			01 May 2025 21:42	1
HS25041426-32	LDNR-25	23 Apr 2025 09:10			01 May 2025 22:21	1
HS25041426-33	LDNR-14	23 Apr 2025 09:30			01 May 2025 23:00	1
HS25041426-34	LDNR-13	23 Apr 2025 09:50			01 May 2025 23:38	1
HS25041426-35	LDNR-01	23 Apr 2025 11:25			02 May 2025 00:17	1
HS25041426-36	LDNR-09	23 Apr 2025 12:10			02 May 2025 00:56	1
HS25041426-37	LDNR-19	23 Apr 2025 12:30			02 May 2025 01:35	1
HS25041426-38	PPG-7B-BS	23 Apr 2025 15:00			02 May 2025 03:31	1
Batch ID: R512360 (0)		Test Name : MASSACHUSETTS VPH, FEB 2018, REV 2.1			Matrix: Groundwater	
HS25041426-21	LDNR-22	22 Apr 2025 15:10			01 May 2025 13:57	1
HS25041426-22	LDNR-12	22 Apr 2025 16:35			01 May 2025 14:36	1
HS25041426-23	SW-Dup-02	21 Apr 2025 00:00			01 May 2025 15:15	1
HS25041426-24	LDNR-26	21 Apr 2025 11:50			01 May 2025 15:54	1
HS25041426-25	SW-Dup-01	21 Apr 2025 00:00			01 May 2025 16:32	1
HS25041426-26	LDNR-04	21 Apr 2025 14:35			01 May 2025 17:11	1
HS25041426-27	LDNR-24	21 Apr 2025 15:20			01 May 2025 17:50	1
HS25041426-28	LDNR-08	22 Apr 2025 08:45			01 May 2025 19:46	1
HS25041426-29	LDNR-07	22 Apr 2025 09:10			01 May 2025 20:25	1
HS25041426-30	LDNR-23	22 Apr 2025 09:30			01 May 2025 21:04	1
HS25041426-31	LDNR-05	23 Apr 2025 08:40			01 May 2025 21:42	1
HS25041426-32	LDNR-25	23 Apr 2025 09:10			01 May 2025 22:21	1
HS25041426-33	LDNR-14	23 Apr 2025 09:30			01 May 2025 23:00	1
HS25041426-34	LDNR-13	23 Apr 2025 09:50			01 May 2025 23:38	1
HS25041426-35	LDNR-01	23 Apr 2025 11:25			02 May 2025 00:17	1
HS25041426-36	LDNR-09	23 Apr 2025 12:10			02 May 2025 00:56	1
HS25041426-37	LDNR-19	23 Apr 2025 12:30			02 May 2025 01:35	1
HS25041426-38	PPG-7B-BS	23 Apr 2025 15:00			02 May 2025 03:31	1

Client: Environmental Resources Mgmt.
Project: Sulphur Dome
WorkOrder: HS25041426

DATES REPORT

Sample ID	Client Samp ID	Collection Date	Leachate Date	Prep Date	Analysis Date	DF
Batch ID: R512436 (0)		Test Name : LOW LEVEL VOLATILES BY SW8260C			Matrix: Water	
HS25041426-47	CG-032625-063	23 Apr 2025 00:00			02 May 2025 11:02	1
HS25041426-48	CG-032625-071	23 Apr 2025 00:00			02 May 2025 11:23	1
HS25041426-49	CG-032625-062	23 Apr 2025 00:00			02 May 2025 11:44	1
HS25041426-50	CG-032625-064	23 Apr 2025 00:00			02 May 2025 12:05	1
HS25041426-51	CG-032625-054	23 Apr 2025 00:00			02 May 2025 12:25	1
HS25041426-52	CG-111424-360	23 Apr 2025 00:00			02 May 2025 12:47	1
Batch ID: R512436 (0)		Test Name : LOW LEVEL VOLATILES BY SW8260C			Matrix: Groundwater	
HS25041426-24	LDNR-26	21 Apr 2025 11:50			02 May 2025 15:19	1
HS25041426-32	LDNR-25	23 Apr 2025 09:10			02 May 2025 16:00	1
Batch ID: R512443 (0)		Test Name : LOW LEVEL VOLATILES BY SW8260C			Matrix: Water	
HS25041426-53	CG-032625-056	23 Apr 2025 00:00			03 May 2025 14:29	1
Batch ID: R512443 (0)		Test Name : LOW LEVEL VOLATILES BY SW8260C			Matrix: Groundwater	
HS25041426-33	LDNR-14	23 Apr 2025 09:30			03 May 2025 16:00	1

Client: Environmental Resources Mgmt.
Project: Sulphur Dome
WorkOrder: HS25041426

QC BATCH REPORT

Batch ID: 227224 (0)		Instrument: FID-22		Method: MASSACHUSETTS EPH R2.1, DEC 2019						
MBLK	Sample ID: MBLK-227224	Units: mg/L			Analysis Date: 29-Apr-2025 04:47					
Client ID:	Run ID: FID-22_512187	SeqNo: 8806537		PrepDate: 28-Apr-2025		DF: 1				
Analyte	Result	PQL	SPK Val	SPK Ref Value	%REC	Control Limit	RPD Ref Value	%RPD	RPD Limit Qual	
Aliphatics >C10 - C12	U	0.100								
Aliphatics >C12 - C16	U	0.100								
Aliphatics >C16 - C35	U	0.100								
<i>Surr: 1-Chlorooctadecane</i>	<i>0.03464</i>	<i>0</i>	<i>0.04</i>	<i>0</i>	<i>86.6</i>	<i>40 - 140</i>				
MBLK	Sample ID: MBLK-227224	Units: mg/L			Analysis Date: 28-Apr-2025 22:33					
Client ID:	Run ID: FID-22_512188	SeqNo: 8806190		PrepDate: 28-Apr-2025		DF: 1				
Analyte	Result	PQL	SPK Val	SPK Ref Value	%REC	Control Limit	RPD Ref Value	%RPD	RPD Limit Qual	
Aromatics >C10 - C12	U	0.100								
Aromatics >C12 - C16	U	0.100								
Aromatics >C16 - C21	U	0.100								
Aromatics >C21 - C35	U	0.100								
<i>Surr: 2-Bromonaphthalene</i>	<i>0.03757</i>	<i>0</i>	<i>0.04</i>	<i>0</i>	<i>93.9</i>	<i>40 - 140</i>				
<i>Surr: 2-Fluorobiphenyl</i>	<i>0.034</i>	<i>0</i>	<i>0.04</i>	<i>0</i>	<i>85.0</i>	<i>40 - 140</i>				
<i>Surr: o-Terphenyl</i>	<i>0.0262</i>	<i>0</i>	<i>0.04</i>	<i>0</i>	<i>65.5</i>	<i>40 - 140</i>				
LCS	Sample ID: LCS-227224	Units: mg/L			Analysis Date: 29-Apr-2025 05:16					
Client ID:	Run ID: FID-22_512187	SeqNo: 8806538		PrepDate: 28-Apr-2025		DF: 1				
Analyte	Result	PQL	SPK Val	SPK Ref Value	%REC	Control Limit	RPD Ref Value	%RPD	RPD Limit Qual	
Aliphatics >C10 - C12	0.03644	0.100	0.05	0	72.9	40 - 140			J	
Aliphatics >C12 - C16	0.085	0.100	0.1	0	85.0	40 - 140			J	
Aliphatics >C16 - C35	0.3501	0.100	0.4	0	87.5	40 - 140				
<i>Surr: 1-Chlorooctadecane</i>	<i>0.02814</i>	<i>0</i>	<i>0.04</i>	<i>0</i>	<i>70.3</i>	<i>40 - 140</i>				

Client: Environmental Resources Mgmt.
Project: Sulphur Dome
WorkOrder: HS25041426

QC BATCH REPORT

Batch ID: 227224 (0)		Instrument: FID-22		Method: MASSACHUSETTS EPH R2.1, DEC 2019						
LCS	Sample ID: LCS-227224	Units: mg/L			Analysis Date: 28-Apr-2025 23:02					
Client ID:		Run ID: FID-22_512188		SeqNo: 8806191	PrepDate: 28-Apr-2025	DF: 1				
Analyte	Result	PQL	SPK Val	SPK Ref Value	%REC	Control Limit	RPD Ref Value	%RPD	RPD Limit Qual	
Aromatics >C10 - C12	0.03402	0.100	0.05	0	68.0	40 - 140			J	
Aromatics >C12 - C16	0.14	0.100	0.2	0	70.0	40 - 140				
Aromatics >C16 - C21	0.1215	0.100	0.15	0	81.0	40 - 140				
Aromatics >C21 - C35	0.3881	0.100	0.45	0	86.2	40 - 140				
Surr: 2-Bromonaphthalene	0.04014	0	0.04	0	100	40 - 140				
Surr: 2-Fluorobiphenyl	0.03749	0	0.04	0	93.7	40 - 140				
Surr: o-Terphenyl	0.027	0	0.04	0	67.5	40 - 140				
MS	Sample ID: HS25041426-02MS	Units: mg/L			Analysis Date: 29-Apr-2025 10:04					
Client ID: MW-3-500		Run ID: FID-22_512187		SeqNo: 8806550	PrepDate: 28-Apr-2025	DF: 1				
Analyte	Result	PQL	SPK Val	SPK Ref Value	%REC	Control Limit	RPD Ref Value	%RPD	RPD Limit Qual	
Aliphatics >C10 - C12	0.04676	0.100	0.05	0.003097	87.3	40 - 140			J	
Aliphatics >C12 - C16	0.1009	0.100	0.1	0.008082	92.8	40 - 140				
Aliphatics >C16 - C35	0.3934	0.100	0.4	0.007813	96.4	40 - 140				
Surr: 1-Chlorooctadecane	0.03549	0	0.04	0	88.7	40 - 140				
MS	Sample ID: HS25041382-06MS	Units: mg/L			Analysis Date: 29-Apr-2025 06:14					
Client ID:		Run ID: FID-22_512187		SeqNo: 8806540	PrepDate: 28-Apr-2025	DF: 1				
Analyte	Result	PQL	SPK Val	SPK Ref Value	%REC	Control Limit	RPD Ref Value	%RPD	RPD Limit Qual	
Aliphatics >C10 - C12	0.05477	0.100	0.05	0	110	40 - 140			J	
Aliphatics >C12 - C16	0.1219	0.100	0.1	0	122	40 - 140				
Aliphatics >C16 - C35	0.472	0.100	0.4	0	118	40 - 140				
Surr: 1-Chlorooctadecane	0.04091	0	0.04	0	102	40 - 140				

Client: Environmental Resources Mgmt.
Project: Sulphur Dome
WorkOrder: HS25041426

QC BATCH REPORT

Batch ID: 227224 (0)	Instrument: FID-22	Method: MASSACHUSETTS EPH R2.1, DEC 2019								
MS	Sample ID: HS25041426-02MS	Units: mg/L	Analysis Date: 29-Apr-2025 11:30							
Client ID: MW-3-500	Run ID: FID-22_512188	SeqNo: 8806203	PrepDate: 28-Apr-2025 DF: 1							
Analyte	Result	PQL	SPK Val	SPK Ref Value	%REC	Control Limit	RPD Ref Value	%RPD	RPD Limit	Qual

Aromatics >C10 - C12	0.05001	0.100	0.05	0.005344	89.3	40 - 140				J
Aromatics >C12 - C16	0.1781	0.100	0.2	0	89.1	40 - 140				
Aromatics >C16 - C21	0.1432	0.100	0.15	0	95.5	40 - 140				
Aromatics >C21 - C35	0.4525	0.100	0.45	0	101	40 - 140				
Surr: 2-Bromonaphthalene	0.03872	0	0.04	0	96.8	40 - 140				
Surr: 2-Fluorobiphenyl	0.03572	0	0.04	0	89.3	40 - 140				
Surr: o-Terphenyl	0.03258	0	0.04	0	81.5	40 - 140				

MS	Sample ID: HS25041382-06MS	Units: mg/L	Analysis Date: 29-Apr-2025 00:00							
Client ID:	Run ID: FID-22_512188	SeqNo: 8806193	PrepDate: 28-Apr-2025 DF: 1							
Analyte	Result	PQL	SPK Val	SPK Ref Value	%REC	Control Limit	RPD Ref Value	%RPD	RPD Limit	Qual

Aromatics >C10 - C12	0.05305	0.100	0.05	0	106	40 - 140				J
Aromatics >C12 - C16	0.2103	0.100	0.2	0	105	40 - 140				
Aromatics >C16 - C21	0.1741	0.100	0.15	0	116	40 - 140				
Aromatics >C21 - C35	0.5495	0.100	0.45	0	122	40 - 140				
Surr: 2-Bromonaphthalene	0.04209	0	0.04	0	105	40 - 140				
Surr: 2-Fluorobiphenyl	0.0396	0	0.04	0	99.0	40 - 140				
Surr: o-Terphenyl	0.03889	0	0.04	0	97.2	40 - 140				

MSD	Sample ID: HS25041426-02MSD	Units: mg/L	Analysis Date: 29-Apr-2025 10:33							
Client ID: MW-3-500	Run ID: FID-22_512187	SeqNo: 8806551	PrepDate: 28-Apr-2025 DF: 1							
Analyte	Result	PQL	SPK Val	SPK Ref Value	%REC	Control Limit	RPD Ref Value	%RPD	RPD Limit	Qual

Aliphatics >C10 - C12	0.04735	0.100	0.05	0.003097	88.5	40 - 140	0.04676	0	50	J
Aliphatics >C12 - C16	0.1003	0.100	0.1	0.008082	92.2	40 - 140	0.1009	0.606	50	
Aliphatics >C16 - C35	0.3869	0.100	0.4	0.007813	94.8	40 - 140	0.3934	1.66	50	
Surr: 1-Chlorooctadecane	0.03391	0	0.04	0	84.8	40 - 140	0.03549	4.55	50	

Client: Environmental Resources Mgmt.
Project: Sulphur Dome
WorkOrder: HS25041426

QC BATCH REPORT

Batch ID: 227224 (0)	Instrument: FID-22	Method: MASSACHUSETTS EPH R2.1, DEC 2019								
MSD	Sample ID: HS25041382-06MSD	Units: mg/L	Analysis Date: 29-Apr-2025 06:42							
Client ID:	Run ID: FID-22_512187	SeqNo: 8806541	PrepDate: 28-Apr-2025 DF: 1							
Analyte	Result	PQL	SPK Val	SPK Ref Value	%REC	Control Limit	RPD Ref Value	%RPD	RPD Limit	Qual

Aliphatics >C10 - C12	0.0454	0.100	0.05	0	90.8	40 - 140	0.05477	0	50	J
Aliphatics >C12 - C16	0.09798	0.100	0.1	0	98.0	40 - 140	0.1219	0	50	J
Aliphatics >C16 - C35	0.3662	0.100	0.4	0	91.6	40 - 140	0.472	25.2	50	
<i>Surr: 1-Chlorooctadecane</i>	<i>0.02999</i>	<i>0</i>	<i>0.04</i>	<i>0</i>	<i>75.0</i>	<i>40 - 140</i>	<i>0.04091</i>	<i>30.8</i>	<i>50</i>	

MSD	Sample ID: HS25041426-02MSD	Units: mg/L	Analysis Date: 29-Apr-2025 11:59							
Client ID: MW-3-500	Run ID: FID-22_512188	SeqNo: 8806204	PrepDate: 28-Apr-2025 DF: 1							
Analyte	Result	PQL	SPK Val	SPK Ref Value	%REC	Control Limit	RPD Ref Value	%RPD	RPD Limit	Qual

Aromatics >C10 - C12	0.05199	0.100	0.05	0.005344	93.3	40 - 140	0.05001	0	50	J
Aromatics >C12 - C16	0.1828	0.100	0.2	0	91.4	40 - 140	0.1781	2.61	50	
Aromatics >C16 - C21	0.1426	0.100	0.15	0	95.1	40 - 140	0.1432	0.424	50	
Aromatics >C21 - C35	0.4497	0.100	0.45	0	99.9	40 - 140	0.4525	0.623	50	
<i>Surr: 2-Bromonaphthalene</i>	<i>0.04135</i>	<i>0</i>	<i>0.04</i>	<i>0</i>	<i>103</i>	<i>40 - 140</i>	<i>0.03872</i>	<i>6.57</i>	<i>50</i>	
<i>Surr: 2-Fluorobiphenyl</i>	<i>0.03811</i>	<i>0</i>	<i>0.04</i>	<i>0</i>	<i>95.3</i>	<i>40 - 140</i>	<i>0.03572</i>	<i>6.47</i>	<i>50</i>	
<i>Surr: o-Terphenyl</i>	<i>0.03158</i>	<i>0</i>	<i>0.04</i>	<i>0</i>	<i>79.0</i>	<i>40 - 140</i>	<i>0.03258</i>	<i>3.1</i>	<i>50</i>	

MSD	Sample ID: HS25041382-06MSD	Units: mg/L	Analysis Date: 29-Apr-2025 00:29							
Client ID:	Run ID: FID-22_512188	SeqNo: 8806194	PrepDate: 28-Apr-2025 DF: 1							
Analyte	Result	PQL	SPK Val	SPK Ref Value	%REC	Control Limit	RPD Ref Value	%RPD	RPD Limit	Qual

Aromatics >C10 - C12	0.04532	0.100	0.05	0	90.6	40 - 140	0.05305	0	50	J
Aromatics >C12 - C16	0.1739	0.100	0.2	0	87.0	40 - 140	0.2103	18.9	50	
Aromatics >C16 - C21	0.1416	0.100	0.15	0	94.4	40 - 140	0.1741	20.6	50	
Aromatics >C21 - C35	0.4399	0.100	0.45	0	97.8	40 - 140	0.5495	22.1	50	
<i>Surr: 2-Bromonaphthalene</i>	<i>0.04099</i>	<i>0</i>	<i>0.04</i>	<i>0</i>	<i>102</i>	<i>40 - 140</i>	<i>0.04209</i>	<i>2.64</i>	<i>50</i>	
<i>Surr: 2-Fluorobiphenyl</i>	<i>0.03805</i>	<i>0</i>	<i>0.04</i>	<i>0</i>	<i>95.1</i>	<i>40 - 140</i>	<i>0.0396</i>	<i>3.98</i>	<i>50</i>	
<i>Surr: o-Terphenyl</i>	<i>0.0311</i>	<i>0</i>	<i>0.04</i>	<i>0</i>	<i>77.8</i>	<i>40 - 140</i>	<i>0.03889</i>	<i>22.3</i>	<i>50</i>	

The following samples were analyzed in this batch:	HS25041426-01	HS25041426-02	HS25041426-03	HS25041426-04
	HS25041426-05	HS25041426-06	HS25041426-07	HS25041426-08
	HS25041426-09	HS25041426-10	HS25041426-11	HS25041426-12

Client: Environmental Resources Mgmt.
Project: Sulphur Dome
WorkOrder: HS25041426

QC BATCH REPORT

Batch ID: 227282 (0)		Instrument: FID23		Method: MASSACHUSETTS EPH R2.1, DEC 2019						
MBLK	Sample ID: MBLK-227282	Units: mg/L			Analysis Date: 30-Apr-2025 15:16					
Client ID:	Run ID: FID23_512370	SeqNo: 8810772		PrepDate: 29-Apr-2025		DF: 1				
Analyte	Result	PQL	SPK Val	SPK Ref Value	%REC	Control Limit	RPD Ref Value	%RPD	RPD Limit Qual	
Aliphatics >C10 - C12	U	0.100								
Aliphatics >C12 - C16	U	0.100								
Aliphatics >C16 - C35	U	0.100								
<i>Surr: 1-Chlorooctadecane</i>	<i>0.02949</i>	<i>0</i>	<i>0.04</i>	<i>0</i>	<i>73.7</i>	<i>40 - 140</i>				
MBLK	Sample ID: MBLK-227282	Units: mg/L			Analysis Date: 30-Apr-2025 15:16					
Client ID:	Run ID: FID-22_512371	SeqNo: 8810797		PrepDate: 29-Apr-2025		DF: 1				
Analyte	Result	PQL	SPK Val	SPK Ref Value	%REC	Control Limit	RPD Ref Value	%RPD	RPD Limit Qual	
Aromatics >C10 - C12	U	0.100								
Aromatics >C12 - C16	U	0.100								
Aromatics >C16 - C21	U	0.100								
Aromatics >C21 - C35	U	0.100								
<i>Surr: 2-Bromonaphthalene</i>	<i>0.03251</i>	<i>0</i>	<i>0.04</i>	<i>0</i>	<i>81.3</i>	<i>40 - 140</i>				
<i>Surr: 2-Fluorobiphenyl</i>	<i>0.03142</i>	<i>0</i>	<i>0.04</i>	<i>0</i>	<i>78.6</i>	<i>40 - 140</i>				
<i>Surr: o-Terphenyl</i>	<i>0.02767</i>	<i>0</i>	<i>0.04</i>	<i>0</i>	<i>69.2</i>	<i>40 - 140</i>				
LCS	Sample ID: LCS-227282	Units: mg/L			Analysis Date: 30-Apr-2025 15:45					
Client ID:	Run ID: FID23_512370	SeqNo: 8810773		PrepDate: 29-Apr-2025		DF: 1				
Analyte	Result	PQL	SPK Val	SPK Ref Value	%REC	Control Limit	RPD Ref Value	%RPD	RPD Limit Qual	
Aliphatics >C10 - C12	0.05525	0.100	0.05	0	110	40 - 140			J	
Aliphatics >C12 - C16	0.123	0.100	0.1	0	123	40 - 140				
Aliphatics >C16 - C35	0.4571	0.100	0.4	0	114	40 - 140				
<i>Surr: 1-Chlorooctadecane</i>	<i>0.03935</i>	<i>0</i>	<i>0.04</i>	<i>0</i>	<i>98.4</i>	<i>40 - 140</i>				

Client: Environmental Resources Mgmt.
Project: Sulphur Dome
WorkOrder: HS25041426

QC BATCH REPORT

Batch ID: 227282 (0)		Instrument: FID23		Method: MASSACHUSETTS EPH R2.1, DEC 2019						
LCS		Sample ID: LCS-227282		Units: mg/L		Analysis Date: 30-Apr-2025 15:45				
Client ID:		Run ID: FID-22_512371		SeqNo: 8810798		PrepDate: 29-Apr-2025		DF: 1		
Analyte	Result	PQL	SPK Val	SPK Ref Value	%REC	Control Limit	RPD Ref Value	%RPD	RPD Limit Qual	
Aromatics >C10 - C12	0.05434	0.100	0.05	0	109	40 - 140			J	
Aromatics >C12 - C16	0.2156	0.100	0.2	0	108	40 - 140				
Aromatics >C16 - C21	0.178	0.100	0.15	0	119	40 - 140				
Aromatics >C21 - C35	0.5552	0.100	0.45	0	123	40 - 140				
Surr: 2-Bromonaphthalene	0.04367	0	0.04	0	109	40 - 140				
Surr: 2-Fluorobiphenyl	0.04025	0	0.04	0	101	40 - 140				
Surr: o-Terphenyl	0.04027	0	0.04	0	101	40 - 140				
MS		Sample ID: HS25041426-16MS		Units: mg/L		Analysis Date: 30-Apr-2025 16:43				
Client ID: LDNR-06		Run ID: FID23_512370		SeqNo: 8810775		PrepDate: 29-Apr-2025		DF: 1		
Analyte	Result	PQL	SPK Val	SPK Ref Value	%REC	Control Limit	RPD Ref Value	%RPD	RPD Limit Qual	
Aliphatics >C10 - C12	0.04562	0.100	0.05	0	91.2	40 - 140			J	
Aliphatics >C12 - C16	0.1015	0.100	0.1	0	101	40 - 140				
Aliphatics >C16 - C35	0.3767	0.100	0.4	0	94.2	40 - 140				
Surr: 1-Chlorooctadecane	0.0313	0	0.04	0	78.2	40 - 140				
MS		Sample ID: HS25041426-16MS		Units: mg/L		Analysis Date: 30-Apr-2025 16:43				
Client ID: LDNR-06		Run ID: FID-22_512371		SeqNo: 8810800		PrepDate: 29-Apr-2025		DF: 1		
Analyte	Result	PQL	SPK Val	SPK Ref Value	%REC	Control Limit	RPD Ref Value	%RPD	RPD Limit Qual	
Aromatics >C10 - C12	0.04037	0.100	0.05	0	80.7	40 - 140			J	
Aromatics >C12 - C16	0.1644	0.100	0.2	0	82.2	40 - 140				
Aromatics >C16 - C21	0.1371	0.100	0.15	0	91.4	40 - 140				
Aromatics >C21 - C35	0.4285	0.100	0.45	0	95.2	40 - 140				
Surr: 2-Bromonaphthalene	0.04168	0	0.04	0	104	40 - 140				
Surr: 2-Fluorobiphenyl	0.03818	0	0.04	0	95.4	40 - 140				
Surr: o-Terphenyl	0.03076	0	0.04	0	76.9	40 - 140				

Client: Environmental Resources Mgmt.
Project: Sulphur Dome
WorkOrder: HS25041426

QC BATCH REPORT

Batch ID: 227282 (0)	Instrument: FID23	Method: MASSACHUSETTS EPH R2.1, DEC 2019								
MSD	Sample ID: HS25041426-16MSD	Units: mg/L	Analysis Date: 30-Apr-2025 17:11							
Client ID: LDNR-06	Run ID: FID23_512370	SeqNo: 8810776	PrepDate: 29-Apr-2025 DF: 1							
Analyte	Result	PQL	SPK Val	SPK Ref Value	%REC	Control Limit	RPD Ref Value	%RPD	RPD Limit	Qual

Aliphatics >C10 - C12	0.04607	0.100	0.05	0	92.1	40 - 140	0.04562	0	50	J
Aliphatics >C12 - C16	0.1022	0.100	0.1	0	102	40 - 140	0.1015	0.709	50	
Aliphatics >C16 - C35	0.3699	0.100	0.4	0	92.5	40 - 140	0.3767	1.84	50	
<i>Surr: 1-Chlorooctadecane</i>	<i>0.03126</i>	<i>0</i>	<i>0.04</i>	<i>0</i>	<i>78.2</i>	<i>40 - 140</i>	<i>0.0313</i>	<i>0.113</i>	<i>50</i>	

MSD	Sample ID: HS25041426-16MSD	Units: mg/L	Analysis Date: 30-Apr-2025 17:11							
Client ID: LDNR-06	Run ID: FID-22_512371	SeqNo: 8810801	PrepDate: 29-Apr-2025 DF: 1							
Analyte	Result	PQL	SPK Val	SPK Ref Value	%REC	Control Limit	RPD Ref Value	%RPD	RPD Limit	Qual

Aromatics >C10 - C12	0.03697	0.100	0.05	0	73.9	40 - 140	0.04037	0	50	J
Aromatics >C12 - C16	0.1501	0.100	0.2	0	75.0	40 - 140	0.1644	9.11	50	
Aromatics >C16 - C21	0.1235	0.100	0.15	0	82.3	40 - 140	0.1371	10.4	50	
Aromatics >C21 - C35	0.3852	0.100	0.45	0	85.6	40 - 140	0.4285	10.6	50	
<i>Surr: 2-Bromonaphthalene</i>	<i>0.03783</i>	<i>0</i>	<i>0.04</i>	<i>0</i>	<i>94.6</i>	<i>40 - 140</i>	<i>0.04168</i>	<i>9.69</i>	<i>50</i>	
<i>Surr: 2-Fluorobiphenyl</i>	<i>0.03458</i>	<i>0</i>	<i>0.04</i>	<i>0</i>	<i>86.5</i>	<i>40 - 140</i>	<i>0.03818</i>	<i>9.87</i>	<i>50</i>	
<i>Surr: o-Terphenyl</i>	<i>0.02764</i>	<i>0</i>	<i>0.04</i>	<i>0</i>	<i>69.1</i>	<i>40 - 140</i>	<i>0.03076</i>	<i>10.7</i>	<i>50</i>	

The following samples were analyzed in this batch:

HS25041426-13	HS25041426-14	HS25041426-15	HS25041426-16
HS25041426-17	HS25041426-18	HS25041426-19	HS25041426-20
HS25041426-21	HS25041426-22	HS25041426-23	HS25041426-25
HS25041426-26	HS25041426-27	HS25041426-28	HS25041426-29
HS25041426-30			

Client: Environmental Resources Mgmt.
Project: Sulphur Dome
WorkOrder: HS25041426

QC BATCH REPORT

Batch ID: 227324 (0)		Instrument: FID23		Method: MASSACHUSETTS EPH R2.1, DEC 2019						
MBLK	Sample ID: MBLK-227324	Units: mg/L			Analysis Date: 01-May-2025 13:59					
Client ID:	Run ID: FID23_512373	SeqNo: 8810855		PrepDate: 30-Apr-2025		DF: 1				
Analyte	Result	PQL	SPK Val	SPK Ref Value	%REC	Control Limit	RPD Ref Value	%RPD	RPD Limit Qual	
Aliphatics >C10 - C12	U	0.100								
Aliphatics >C12 - C16	U	0.100								
Aliphatics >C16 - C35	U	0.100								
<i>Surr: 1-Chlorooctadecane</i>	<i>0.02912</i>	<i>0</i>	<i>0.04</i>	<i>0</i>	<i>72.8</i>	<i>40 - 140</i>				
MBLK	Sample ID: MBLK-227324	Units: mg/L			Analysis Date: 01-May-2025 13:59					
Client ID:	Run ID: FID-22_512375	SeqNo: 8810874		PrepDate: 30-Apr-2025		DF: 1				
Analyte	Result	PQL	SPK Val	SPK Ref Value	%REC	Control Limit	RPD Ref Value	%RPD	RPD Limit Qual	
Aromatics >C10 - C12	U	0.100								
Aromatics >C12 - C16	U	0.100								
Aromatics >C16 - C21	U	0.100								
Aromatics >C21 - C35	U	0.100								
<i>Surr: 2-Bromonaphthalene</i>	<i>0.04007</i>	<i>0</i>	<i>0.04</i>	<i>0</i>	<i>100</i>	<i>40 - 140</i>				
<i>Surr: 2-Fluorobiphenyl</i>	<i>0.03603</i>	<i>0</i>	<i>0.04</i>	<i>0</i>	<i>90.1</i>	<i>40 - 140</i>				
<i>Surr: o-Terphenyl</i>	<i>0.03125</i>	<i>0</i>	<i>0.04</i>	<i>0</i>	<i>78.1</i>	<i>40 - 140</i>				
LCS	Sample ID: LCS-227324	Units: mg/L			Analysis Date: 01-May-2025 14:27					
Client ID:	Run ID: FID23_512373	SeqNo: 8810856		PrepDate: 30-Apr-2025		DF: 1				
Analyte	Result	PQL	SPK Val	SPK Ref Value	%REC	Control Limit	RPD Ref Value	%RPD	RPD Limit Qual	
Aliphatics >C10 - C12	0.0464	0.100	0.05	0	92.8	40 - 140			J	
Aliphatics >C12 - C16	0.1041	0.100	0.1	0	104	40 - 140				
Aliphatics >C16 - C35	0.3885	0.100	0.4	0	97.1	40 - 140				
<i>Surr: 1-Chlorooctadecane</i>	<i>0.03171</i>	<i>0</i>	<i>0.04</i>	<i>0</i>	<i>79.3</i>	<i>40 - 140</i>				

Client: Environmental Resources Mgmt.
Project: Sulphur Dome
WorkOrder: HS25041426

QC BATCH REPORT

Batch ID: 227324 (0)		Instrument: FID23		Method: MASSACHUSETTS EPH R2.1, DEC 2019						
LCS		Sample ID: LCS-227324		Units: mg/L		Analysis Date: 01-May-2025 14:27				
Client ID:		Run ID: FID-22_512375		SeqNo: 8810875		PrepDate: 30-Apr-2025		DF: 1		
Analyte	Result	PQL	SPK Val	SPK Ref Value	%REC	Control Limit	RPD Ref Value	%RPD	RPD Limit Qual	
Aromatics >C10 - C12	0.04537	0.100	0.05	0	90.7	40 - 140			J	
Aromatics >C12 - C16	0.1852	0.100	0.2	0	92.6	40 - 140				
Aromatics >C16 - C21	0.1522	0.100	0.15	0	101	40 - 140				
Aromatics >C21 - C35	0.4721	0.100	0.45	0	105	40 - 140				
Surr: 2-Bromonaphthalene	0.0392	0	0.04	0	98.0	40 - 140				
Surr: 2-Fluorobiphenyl	0.03591	0	0.04	0	89.8	40 - 140				
Surr: o-Terphenyl	0.0328	0	0.04	0	82.0	40 - 140				
MS		Sample ID: HS25041426-24MS		Units: mg/L		Analysis Date: 01-May-2025 15:54				
Client ID: LDNR-26		Run ID: FID23_512373		SeqNo: 8810858		PrepDate: 30-Apr-2025		DF: 1		
Analyte	Result	PQL	SPK Val	SPK Ref Value	%REC	Control Limit	RPD Ref Value	%RPD	RPD Limit Qual	
Aliphatics >C10 - C12	0.05111	0.100	0.05	0	102	40 - 140			J	
Aliphatics >C12 - C16	0.1111	0.100	0.1	0	111	40 - 140				
Aliphatics >C16 - C35	0.4003	0.100	0.4	0	100	40 - 140				
Surr: 1-Chlorooctadecane	0.03242	0	0.04	0	81.1	40 - 140				
MS		Sample ID: HS25041426-24MS		Units: mg/L		Analysis Date: 01-May-2025 15:54				
Client ID: LDNR-26		Run ID: FID-22_512375		SeqNo: 8810877		PrepDate: 30-Apr-2025		DF: 1		
Analyte	Result	PQL	SPK Val	SPK Ref Value	%REC	Control Limit	RPD Ref Value	%RPD	RPD Limit Qual	
Aromatics >C10 - C12	0.04169	0.100	0.05	0	83.4	40 - 140			J	
Aromatics >C12 - C16	0.1664	0.100	0.2	0	83.2	40 - 140				
Aromatics >C16 - C21	0.1359	0.100	0.15	0	90.6	40 - 140				
Aromatics >C21 - C35	0.4151	0.100	0.45	0	92.2	40 - 140				
Surr: 2-Bromonaphthalene	0.03682	0	0.04	0	92.1	40 - 140				
Surr: 2-Fluorobiphenyl	0.03415	0	0.04	0	85.4	40 - 140				
Surr: o-Terphenyl	0.03012	0	0.04	0	75.3	40 - 140				

Client: Environmental Resources Mgmt.
Project: Sulphur Dome
WorkOrder: HS25041426

QC BATCH REPORT

Batch ID: 227324 (0)	Instrument: FID23	Method: MASSACHUSETTS EPH R2.1, DEC 2019
-------------------------------	--------------------------	---

MSD		Sample ID: HS25041426-24MSD	Units: mg/L		Analysis Date: 01-May-2025 16:23					
Client ID: LDNR-26		Run ID: FID23_512373	SeqNo: 8810859		PrepDate: 30-Apr-2025		DF: 1			
Analyte	Result	PQL	SPK Val	SPK Ref Value	%REC	Control Limit	RPD Ref Value	%RPD	RPD Limit	Qual
Aliphatics >C10 - C12	0.05412	0.100	0.05	0	108	40 - 140	0.05111	0	50	J
Aliphatics >C12 - C16	0.1171	0.100	0.1	0	117	40 - 140	0.1111	5.29	50	
Aliphatics >C16 - C35	0.4206	0.100	0.4	0	105	40 - 140	0.4003	4.96	50	
<i>Surr: 1-Chlorooctadecane</i>	<i>0.03276</i>	<i>0</i>	<i>0.04</i>	<i>0</i>	<i>81.9</i>	<i>40 - 140</i>	<i>0.03242</i>	<i>1.02</i>	<i>50</i>	

MSD		Sample ID: HS25041426-24MSD	Units: mg/L		Analysis Date: 01-May-2025 16:23					
Client ID: LDNR-26		Run ID: FID-22_512375	SeqNo: 8810878		PrepDate: 30-Apr-2025		DF: 1			
Analyte	Result	PQL	SPK Val	SPK Ref Value	%REC	Control Limit	RPD Ref Value	%RPD	RPD Limit	Qual
Aromatics >C10 - C12	0.04478	0.100	0.05	0	89.6	40 - 140	0.04169	0	50	J
Aromatics >C12 - C16	0.1772	0.100	0.2	0	88.6	40 - 140	0.1664	6.31	50	
Aromatics >C16 - C21	0.1476	0.100	0.15	0	98.4	40 - 140	0.1359	8.27	50	
Aromatics >C21 - C35	0.4501	0.100	0.45	0	100	40 - 140	0.4151	8.09	50	
<i>Surr: 2-Bromonaphthalene</i>	<i>0.0379</i>	<i>0</i>	<i>0.04</i>	<i>0</i>	<i>94.7</i>	<i>40 - 140</i>	<i>0.03682</i>	<i>2.88</i>	<i>50</i>	
<i>Surr: 2-Fluorobiphenyl</i>	<i>0.03464</i>	<i>0</i>	<i>0.04</i>	<i>0</i>	<i>86.6</i>	<i>40 - 140</i>	<i>0.03415</i>	<i>1.41</i>	<i>50</i>	
<i>Surr: o-Terphenyl</i>	<i>0.03194</i>	<i>0</i>	<i>0.04</i>	<i>0</i>	<i>79.9</i>	<i>40 - 140</i>	<i>0.03012</i>	<i>5.88</i>	<i>50</i>	

The following samples were analyzed in this batch:

HS25041426-24	HS25041426-31	HS25041426-32	HS25041426-33
HS25041426-34	HS25041426-35	HS25041426-36	HS25041426-37
HS25041426-38			

Client: Environmental Resources Mgmt.
Project: Sulphur Dome
WorkOrder: HS25041426

QC BATCH REPORT

Batch ID: R512298 (0)	Instrument: FID-14	Method: MASSACHUSETTS VPH, FEB 2018, REV 2.1								
MBLK	Sample ID: MBLK-250430	Units: mg/L	Analysis Date: 30-Apr-2025 13:13							
Client ID:	Run ID: FID-14_512298	SeqNo: 8808960	PrepDate: DF: 1							
Analyte	Result	PQL	SPK Val	SPK Ref Value	%REC	Control Limit	RPD Ref Value	%RPD	RPD Limit	Qual

Aliphatics >C6 - C8	U	0.00500								
Aliphatics >C8 - C10	U	0.00500								
<i>Surr: 2,5-Dibromotoluene (Aliphatic)</i>	<i>0.2186</i>	<i>0.0100</i>	<i>0.25</i>	<i>0</i>	<i>87.4</i>	<i>70 - 130</i>				

LCS	Sample ID: LCS-250430	Units: mg/L	Analysis Date: 30-Apr-2025 11:55							
Client ID:	Run ID: FID-14_512298	SeqNo: 8808958	PrepDate: DF: 1							
Analyte	Result	PQL	SPK Val	SPK Ref Value	%REC	Control Limit	RPD Ref Value	%RPD	RPD Limit	Qual

Aliphatics >C6 - C8	0.02127	0.00500	0.025	0	85.1	70 - 130				
Aliphatics >C8 - C10	0.01982	0.00500	0.025	0	79.3	70 - 130				
<i>Surr: 2,5-Dibromotoluene (Aliphatic)</i>	<i>0.2165</i>	<i>0.0100</i>	<i>0.25</i>	<i>0</i>	<i>86.6</i>	<i>70 - 130</i>				

LCSD	Sample ID: LCSD-250430	Units: mg/L	Analysis Date: 30-Apr-2025 12:34							
Client ID:	Run ID: FID-14_512298	SeqNo: 8808959	PrepDate: DF: 1							
Analyte	Result	PQL	SPK Val	SPK Ref Value	%REC	Control Limit	RPD Ref Value	%RPD	RPD Limit	Qual

Aliphatics >C6 - C8	0.01812	0.00500	0.025	0	72.5	70 - 130	0.02127	16	25	
Aliphatics >C8 - C10	0.0179	0.00500	0.025	0	71.6	70 - 130	0.01982	10.2	25	
<i>Surr: 2,5-Dibromotoluene (Aliphatic)</i>	<i>0.2256</i>	<i>0.0100</i>	<i>0.25</i>	<i>0</i>	<i>90.2</i>	<i>70 - 130</i>	<i>0.2165</i>	<i>4.13</i>	<i>25</i>	

MS	Sample ID: HS25041426-16MS	Units: mg/L	Analysis Date: 01-May-2025 06:38							
Client ID: LDNR-06	Run ID: FID-14_512298	SeqNo: 8808954	PrepDate: DF: 1							
Analyte	Result	PQL	SPK Val	SPK Ref Value	%REC	Control Limit	RPD Ref Value	%RPD	RPD Limit	Qual

Aliphatics >C6 - C8	0.02318	0.00500	0.025	0	92.7	70 - 130				
Aliphatics >C8 - C10	0.02187	0.00500	0.025	0	87.5	70 - 130				
<i>Surr: 2,5-Dibromotoluene (Aliphatic)</i>	<i>0.2142</i>	<i>0.0100</i>	<i>0.25</i>	<i>0</i>	<i>85.7</i>	<i>70 - 130</i>				

Client: Environmental Resources Mgmt.
Project: Sulphur Dome
WorkOrder: HS25041426

QC BATCH REPORT

Batch ID: R512298 (0)	Instrument: FID-14	Method: MASSACHUSETTS VPH, FEB 2018, REV 2.1								
MS	Sample ID: HS25041426-02MS	Units: mg/L	Analysis Date: 01-May-2025 05:21							
Client ID: MW-3-500	Run ID: FID-14_512298	SeqNo: 8808952	PrepDate: DF: 1							
Analyte	Result	PQL	SPK Val	SPK Ref Value	%REC	Control Limit	RPD Ref Value	%RPD	RPD Limit	Qual

Aliphatics >C6 - C8	0.5182	0.00500	0.025	0.4936	98.4	70 - 130				O
Aliphatics >C8 - C10	0.02281	0.00500	0.025	0.001331	85.9	70 - 130				
<i>Surr: 2,5-Dibromotoluene (Aliphatic)</i>	<i>0.2281</i>	<i>0.0100</i>	<i>0.25</i>	<i>0</i>	<i>91.2</i>	<i>70 - 130</i>				

MSD	Sample ID: HS25041426-16MSD	Units: mg/L	Analysis Date: 01-May-2025 07:17							
Client ID: LDNR-06	Run ID: FID-14_512298	SeqNo: 8808955	PrepDate: DF: 1							
Analyte	Result	PQL	SPK Val	SPK Ref Value	%REC	Control Limit	RPD Ref Value	%RPD	RPD Limit	Qual

Aliphatics >C6 - C8	0.02281	0.00500	0.025	0	91.2	70 - 130	0.02318	1.6	25	
Aliphatics >C8 - C10	0.02208	0.00500	0.025	0	88.3	70 - 130	0.02187	0.942	25	
<i>Surr: 2,5-Dibromotoluene (Aliphatic)</i>	<i>0.2305</i>	<i>0.0100</i>	<i>0.25</i>	<i>0</i>	<i>92.2</i>	<i>70 - 130</i>	<i>0.2142</i>	<i>7.33</i>	<i>25</i>	

MSD	Sample ID: HS25041426-02MSD	Units: mg/L	Analysis Date: 01-May-2025 05:59							
Client ID: MW-3-500	Run ID: FID-14_512298	SeqNo: 8808953	PrepDate: DF: 1							
Analyte	Result	PQL	SPK Val	SPK Ref Value	%REC	Control Limit	RPD Ref Value	%RPD	RPD Limit	Qual

Aliphatics >C6 - C8	0.5063	0.00500	0.025	0.4936	51.1	70 - 130	0.5182	2.3	25	SO
Aliphatics >C8 - C10	0.02331	0.00500	0.025	0.001331	87.9	70 - 130	0.02281	2.18	25	
<i>Surr: 2,5-Dibromotoluene (Aliphatic)</i>	<i>0.1928</i>	<i>0.0100</i>	<i>0.25</i>	<i>0</i>	<i>77.1</i>	<i>70 - 130</i>	<i>0.2281</i>	<i>16.8</i>	<i>25</i>	

The following samples were analyzed in this batch:	HS25041426-01	HS25041426-02	HS25041426-03	HS25041426-04
	HS25041426-05	HS25041426-06	HS25041426-07	HS25041426-08
	HS25041426-09	HS25041426-10	HS25041426-11	HS25041426-12
	HS25041426-13	HS25041426-14	HS25041426-15	HS25041426-16
	HS25041426-17	HS25041426-18	HS25041426-19	HS25041426-20

Client: Environmental Resources Mgmt.
Project: Sulphur Dome
WorkOrder: HS25041426

QC BATCH REPORT

Batch ID: R512300 (0)		Instrument: FID-15		Method: MASSACHUSETTS VPH, FEB 2018, REV 2.1					
MBLK	Sample ID: MBLK-250430	Units: mg/L			Analysis Date: 30-Apr-2025 13:13				
Client ID:	Run ID: FID-15_512300	SeqNo: 8809069		PrepDate:			DF: 1		
Analyte	Result	PQL	SPK Val	SPK Ref Value	%REC	Control Limit	RPD Ref Value	%RPD	RPD Limit Qual

Aromatics >C8 - C10	U	0.0200							
Surr: 2,5-Dibromotoluene (Aromatic)	0.2111	0.0100	0.25	0	84.4	70 - 130			

LCS	Sample ID: LCS-250430	Units: mg/L			Analysis Date: 30-Apr-2025 11:55				
Client ID:	Run ID: FID-15_512300	SeqNo: 8809067		PrepDate:			DF: 1		
Analyte	Result	PQL	SPK Val	SPK Ref Value	%REC	Control Limit	RPD Ref Value	%RPD	RPD Limit Qual

Aromatics >C8 - C10	0.07447	0.0200	0.1	0	74.5	70 - 130			
Surr: 2,5-Dibromotoluene (Aromatic)	0.209	0.0100	0.25	0	83.6	70 - 130			

LCSD	Sample ID: LCSD-250430	Units: mg/L			Analysis Date: 30-Apr-2025 12:34				
Client ID:	Run ID: FID-15_512300	SeqNo: 8809068		PrepDate:			DF: 1		
Analyte	Result	PQL	SPK Val	SPK Ref Value	%REC	Control Limit	RPD Ref Value	%RPD	RPD Limit Qual

Aromatics >C8 - C10	0.0703	0.0200	0.1	0	70.3	70 - 130	0.07447	5.76	25
Surr: 2,5-Dibromotoluene (Aliphatic)	0.2182	0.0100	0.25	0	87.3	70 - 130	0.209	4.31	25
Surr: 2,5-Dibromotoluene (Aromatic)	0.2182	0.0100	0.25	0	87.3	70 - 130	0.209	4.31	25

MS	Sample ID: HS25041426-16MS	Units: mg/L			Analysis Date: 01-May-2025 06:38				
Client ID: LDNR-06	Run ID: FID-15_512300	SeqNo: 8809063		PrepDate:			DF: 1		
Analyte	Result	PQL	SPK Val	SPK Ref Value	%REC	Control Limit	RPD Ref Value	%RPD	RPD Limit Qual

Aromatics >C8 - C10	0.08555	0.0200	0.1	0	85.5	70 - 130			
Surr: 2,5-Dibromotoluene (Aromatic)	0.2083	0.0100	0.25	0	83.3	70 - 130			

MS	Sample ID: HS25041426-02MS	Units: mg/L			Analysis Date: 01-May-2025 05:21				
Client ID: MW-3-500	Run ID: FID-15_512300	SeqNo: 8809061		PrepDate:			DF: 1		
Analyte	Result	PQL	SPK Val	SPK Ref Value	%REC	Control Limit	RPD Ref Value	%RPD	RPD Limit Qual

Aromatics >C8 - C10	0.08873	0.0200	0.1	0.004546	84.2	70 - 130			
Surr: 2,5-Dibromotoluene (Aromatic)	0.2211	0.0100	0.25	0	88.4	70 - 130			

Client: Environmental Resources Mgmt.
Project: Sulphur Dome
WorkOrder: HS25041426

QC BATCH REPORT

Batch ID: R512300 (0) **Instrument:** FID-15 **Method:** MASSACHUSETTS VPH, FEB 2018, REV 2.1

MSD		Sample ID: HS25041426-16MSD		Units: mg/L		Analysis Date: 01-May-2025 07:17				
Client ID: LDNR-06		Run ID: FID-15_512300		SeqNo: 8809064		PrepDate:		DF: 1		
Analyte	Result	PQL	SPK Val	SPK Ref Value	%REC	Control Limit	RPD Ref Value	%RPD	RPD Limit	Qual
Aromatics >C8 - C10	0.07372	0.0200	0.1	0	73.7	70 - 130	0.08555	14.9	25	
<i>Surr: 2,5-Dibromotoluene (Aromatic)</i>	<i>0.2237</i>	<i>0.0100</i>	<i>0.25</i>	<i>0</i>	<i>89.5</i>	<i>70 - 130</i>	<i>0.2083</i>	<i>7.14</i>	<i>25</i>	

MSD		Sample ID: HS25041426-02MSD		Units: mg/L		Analysis Date: 01-May-2025 05:59				
Client ID: MW-3-500		Run ID: FID-15_512300		SeqNo: 8809062		PrepDate:		DF: 1		
Analyte	Result	PQL	SPK Val	SPK Ref Value	%REC	Control Limit	RPD Ref Value	%RPD	RPD Limit	Qual
Aromatics >C8 - C10	0.09042	0.0200	0.1	0.004546	85.9	70 - 130	0.08873	1.88	25	
<i>Surr: 2,5-Dibromotoluene (Aromatic)</i>	<i>0.1928</i>	<i>0.0100</i>	<i>0.25</i>	<i>0</i>	<i>77.1</i>	<i>70 - 130</i>	<i>0.2211</i>	<i>13.7</i>	<i>25</i>	

The following samples were analyzed in this batch:

HS25041426-01	HS25041426-02	HS25041426-03	HS25041426-04
HS25041426-05	HS25041426-06	HS25041426-07	HS25041426-08
HS25041426-09	HS25041426-10	HS25041426-11	HS25041426-12
HS25041426-13	HS25041426-14	HS25041426-15	HS25041426-16
HS25041426-17	HS25041426-18	HS25041426-19	HS25041426-20

Client: Environmental Resources Mgmt.
Project: Sulphur Dome
WorkOrder: HS25041426

QC BATCH REPORT

Batch ID: R512355 (0)	Instrument: FID-14	Method: MASSACHUSETTS VPH, FEB 2018, REV 2.1								
MBLK	Sample ID: MBLK-250501	Units: mg/L	Analysis Date: 01-May-2025 13:19							
Client ID:	Run ID: FID-14_512355	SeqNo: 8810485	PrepDate: DF: 1							
Analyte	Result	PQL	SPK Val	SPK Ref Value	%REC	Control Limit	RPD Ref Value	%RPD	RPD Limit	Qual

Aliphatics >C6 - C8	U	0.00500								
Aliphatics >C8 - C10	U	0.00500								
<i>Surr: 2,5-Dibromotoluene (Aliphatic)</i>	0.2267	0.0100	0.25	0	90.7	70 - 130				

LCS	Sample ID: LCS-250501	Units: mg/L	Analysis Date: 01-May-2025 12:01							
Client ID:	Run ID: FID-14_512355	SeqNo: 8810483	PrepDate: DF: 1							
Analyte	Result	PQL	SPK Val	SPK Ref Value	%REC	Control Limit	RPD Ref Value	%RPD	RPD Limit	Qual

Aliphatics >C6 - C8	0.0205	0.00500	0.025	0	82.0	70 - 130				
Aliphatics >C8 - C10	0.02024	0.00500	0.025	0	81.0	70 - 130				
<i>Surr: 2,5-Dibromotoluene (Aliphatic)</i>	0.2303	0.0100	0.25	0	92.1	70 - 130				

LCSD	Sample ID: LCSD-250501	Units: mg/L	Analysis Date: 01-May-2025 12:40							
Client ID:	Run ID: FID-14_512355	SeqNo: 8810484	PrepDate: DF: 1							
Analyte	Result	PQL	SPK Val	SPK Ref Value	%REC	Control Limit	RPD Ref Value	%RPD	RPD Limit	Qual

Aliphatics >C6 - C8	0.02013	0.00500	0.025	0	80.5	70 - 130	0.0205	1.84	25	
Aliphatics >C8 - C10	0.0192	0.00500	0.025	0	76.8	70 - 130	0.02024	5.3	25	
<i>Surr: 2,5-Dibromotoluene (Aliphatic)</i>	0.2107	0.0100	0.25	0	84.3	70 - 130	0.2303	8.9	25	

MS	Sample ID: HS25041426-24MS	Units: mg/L	Analysis Date: 02-May-2025 05:27							
Client ID: LDNR-26	Run ID: FID-14_512355	SeqNo: 8810508	PrepDate: DF: 1							
Analyte	Result	PQL	SPK Val	SPK Ref Value	%REC	Control Limit	RPD Ref Value	%RPD	RPD Limit	Qual

Aliphatics >C6 - C8	0.02235	0.00500	0.025	0	89.4	70 - 130				
Aliphatics >C8 - C10	0.02133	0.00500	0.025	0.000004	85.3	70 - 130				
<i>Surr: 2,5-Dibromotoluene (Aliphatic)</i>	0.2185	0.0100	0.25	0	87.4	70 - 130				

Client: Environmental Resources Mgmt.
Project: Sulphur Dome
WorkOrder: HS25041426

QC BATCH REPORT

Batch ID: R512355 (0) **Instrument:** FID-14 **Method:** MASSACHUSETTS VPH, FEB 2018, REV 2.1

MSD		Sample ID: HS25041426-24MSD		Units: mg/L		Analysis Date: 02-May-2025 06:06				
Client ID: LDNR-26		Run ID: FID-14_512355		SeqNo: 8810509		PrepDate:		DF: 1		
Analyte	Result	PQL	SPK Val	SPK Ref Value	%REC	Control Limit	RPD Ref Value	%RPD	RPD Limit	Qual
Aliphatics >C6 - C8	0.02041	0.00500	0.025	0	81.6	70 - 130	0.02235	9.08	25	
Aliphatics >C8 - C10	0.01955	0.00500	0.025	0.000004	78.2	70 - 130	0.02133	8.71	25	
<i>Surr: 2,5-Dibromotoluene (Aliphatic)</i>	<i>0.2314</i>	<i>0.0100</i>	<i>0.25</i>	<i>0</i>	<i>92.5</i>	<i>70 - 130</i>	<i>0.2185</i>	<i>5.7</i>	<i>25</i>	

The following samples were analyzed in this batch:

HS25041426-21	HS25041426-22	HS25041426-23	HS25041426-24
HS25041426-25	HS25041426-26	HS25041426-27	HS25041426-28
HS25041426-29	HS25041426-30	HS25041426-31	HS25041426-32
HS25041426-33	HS25041426-34	HS25041426-35	HS25041426-36
HS25041426-37	HS25041426-38		

Client: Environmental Resources Mgmt.
Project: Sulphur Dome
WorkOrder: HS25041426

QC BATCH REPORT

Batch ID: R512360 (0)		Instrument: FID-15		Method: MASSACHUSETTS VPH, FEB 2018, REV 2.1					
MBLK	Sample ID: MBLK-250501	Units: mg/L			Analysis Date: 01-May-2025 13:19				
Client ID:	Run ID: FID-15_512360	SeqNo: 8810554		PrepDate:			DF: 1		
Analyte	Result	PQL	SPK Val	SPK Ref Value	%REC	Control Limit	RPD Ref Value	%RPD	RPD Limit Qual

Aromatics >C8 - C10	U	0.0200							
<i>Surr: 2,5-Dibromotoluene (Aromatic)</i>	0.2189	0.0100	0.25	0	87.6	70 - 130			

LCS	Sample ID: LCS-250501	Units: mg/L			Analysis Date: 01-May-2025 12:01				
Client ID:	Run ID: FID-15_512360	SeqNo: 8810552		PrepDate:			DF: 1		
Analyte	Result	PQL	SPK Val	SPK Ref Value	%REC	Control Limit	RPD Ref Value	%RPD	RPD Limit Qual

Aromatics >C8 - C10	0.07565	0.0200	0.1	0	75.7	70 - 130			
<i>Surr: 2,5-Dibromotoluene (Aromatic)</i>	0.2233	0.0100	0.25	0	89.3	70 - 130			

LCSD	Sample ID: LCSD-250501	Units: mg/L			Analysis Date: 01-May-2025 12:40				
Client ID:	Run ID: FID-15_512360	SeqNo: 8810553		PrepDate:			DF: 1		
Analyte	Result	PQL	SPK Val	SPK Ref Value	%REC	Control Limit	RPD Ref Value	%RPD	RPD Limit Qual

Aromatics >C8 - C10	0.07517	0.0200	0.1	0	75.2	70 - 130	0.07565	0.647	25
<i>Surr: 2,5-Dibromotoluene (Aromatic)</i>	0.2036	0.0100	0.25	0	81.4	70 - 130	0.2233	9.23	25

MS	Sample ID: HS25041426-24MS	Units: mg/L			Analysis Date: 02-May-2025 05:27				
Client ID: LDNR-26	Run ID: FID-15_512360	SeqNo: 8810577		PrepDate:			DF: 1		
Analyte	Result	PQL	SPK Val	SPK Ref Value	%REC	Control Limit	RPD Ref Value	%RPD	RPD Limit Qual

Aromatics >C8 - C10	0.08417	0.0200	0.1	0	84.2	70 - 130			
<i>Surr: 2,5-Dibromotoluene (Aromatic)</i>	0.2128	0.0100	0.25	0	85.1	70 - 130			

MSD	Sample ID: HS25041426-24MSD	Units: mg/L			Analysis Date: 02-May-2025 06:06				
Client ID: LDNR-26	Run ID: FID-15_512360	SeqNo: 8810578		PrepDate:			DF: 1		
Analyte	Result	PQL	SPK Val	SPK Ref Value	%REC	Control Limit	RPD Ref Value	%RPD	RPD Limit Qual

Aromatics >C8 - C10	0.07858	0.0200	0.1	0	78.6	70 - 130	0.08417	6.87	25
<i>Surr: 2,5-Dibromotoluene (Aromatic)</i>	0.2238	0.0100	0.25	0	89.5	70 - 130	0.2128	5.04	25

Client: Environmental Resources Mgmt.
Project: Sulphur Dome
WorkOrder: HS25041426

QC BATCH REPORT

Batch ID: R512360 (0) **Instrument:** FID-15 **Method:** MASSACHUSETTS VPH, FEB 2018, REV 2.1

The following samples were analyzed in this batch:

HS25041426-21	HS25041426-22	HS25041426-23	HS25041426-24
HS25041426-25	HS25041426-26	HS25041426-27	HS25041426-28
HS25041426-29	HS25041426-30	HS25041426-31	HS25041426-32
HS25041426-33	HS25041426-34	HS25041426-35	HS25041426-36
HS25041426-37	HS25041426-38		

Client: Environmental Resources Mgmt.
Project: Sulphur Dome
WorkOrder: HS25041426

QC BATCH REPORT

Batch ID: 227356 (0)		Instrument: ICPMS05		Method: ICP-MS METALS BY SW6020A						
MBLK	Sample ID: MBLK-227356	Units: mg/L			Analysis Date: 06-May-2025 11:52					
Client ID:	Run ID: ICPMS05_512549	SeqNo: 8814577	PrepDate: 30-Apr-2025	DF: 1						
Analyte	Result	PQL	SPK Val	SPK Ref Value	%REC	Control Limit	RPD Ref Value	%RPD	RPD Limit	Qual
Arsenic	U	0.00200								
Barium	U	0.00400								
Calcium	U	0.500								
Chromium	U	0.00400								
Iron	U	0.200								
Lead	U	0.00200								
Magnesium	U	0.200								
Manganese	U	0.00500								
Nickel	U	0.00200								
Potassium	U	0.200								
Sodium	U	0.200								
Strontium	U	0.00500								
Vanadium	U	0.00500								
Zinc	U	0.00400								

LCS	Sample ID: LCS-227356	Units: mg/L			Analysis Date: 06-May-2025 12:04					
Client ID:	Run ID: ICPMS05_512549	SeqNo: 8814578	PrepDate: 30-Apr-2025	DF: 1						
Analyte	Result	PQL	SPK Val	SPK Ref Value	%REC	Control Limit	RPD Ref Value	%RPD	RPD Limit	Qual
Arsenic	0.04825	0.00200	0.05	0	96.5	80 - 120				
Barium	0.04592	0.00400	0.05	0	91.8	80 - 120				
Calcium	4.764	0.500	5	0	95.3	80 - 120				
Chromium	0.04781	0.00400	0.05	0	95.6	80 - 120				
Iron	4.775	0.200	5	0	95.5	80 - 120				
Lead	0.04673	0.00200	0.05	0	93.5	80 - 120				
Magnesium	4.012	0.200	5	0	80.2	80 - 120				
Manganese	0.04642	0.00500	0.05	0	92.8	80 - 120				
Nickel	0.04888	0.00200	0.05	0	97.8	80 - 120				
Potassium	4.672	0.200	5	0	93.4	80 - 120				
Sodium	4.661	0.200	5	0	93.2	80 - 120				
Strontium	0.09595	0.00500	0.1	0	95.9	80 - 120				
Vanadium	0.04734	0.00500	0.05	0	94.7	80 - 120				
Zinc	0.04679	0.00400	0.05	0	93.6	80 - 120				

Client: Environmental Resources Mgmt.
Project: Sulphur Dome
WorkOrder: HS25041426

QC BATCH REPORT

Batch ID: 227356 (0)		Instrument: ICPMS05			Method: ICP-MS METALS BY SW6020A					
MS		Sample ID: HS25041426-02MS			Units: mg/L		Analysis Date: 06-May-2025 13:28			
Client ID: MW-3-500		Run ID: ICPMS05_512549			SeqNo: 8814971		PrepDate: 30-Apr-2025		DF: 1	
Analyte	Result	PQL	SPK Val	SPK Ref Value	%REC	Control Limit	RPD Ref Value	%RPD	RPD Limit	Qual
Arsenic	0.0496	0.00200	0.05	0.000575	98.0	80 - 120				
Barium	0.2152	0.00400	0.05	0.1647	101	80 - 120				
Calcium	117.5	0.500	5	112.6	96.8	80 - 120				O
Chromium	0.04944	0.00400	0.05	0.001821	95.2	80 - 120				
Iron	13.42	0.200	5	8.794	92.4	80 - 120				
Lead	0.04789	0.00200	0.05	0.000056	95.7	80 - 120				
Magnesium	19.31	0.200	5	14.68	92.5	80 - 120				
Manganese	0.09398	0.00500	0.05	0.04745	93.1	80 - 120				
Nickel	0.04667	0.00200	0.05	0.001565	90.2	80 - 120				
Potassium	41.29	0.200	5	36.21	102	80 - 120				O
Sodium	689.3	0.200	5	690.1	-15.9	80 - 120				SEO
Strontium	5.026	0.00500	0.1	4.887	139	80 - 120				SEO
Vanadium	0.04999	0.00500	0.05	0.000823	98.3	80 - 120				
Zinc	0.06265	0.00400	0.05	0.01631	92.7	80 - 120				

MSD		Sample ID: HS25041426-02MSD			Units: mg/L		Analysis Date: 06-May-2025 13:30			
Client ID: MW-3-500		Run ID: ICPMS05_512549			SeqNo: 8814972		PrepDate: 30-Apr-2025		DF: 1	
Analyte	Result	PQL	SPK Val	SPK Ref Value	%REC	Control Limit	RPD Ref Value	%RPD	RPD Limit	Qual
Arsenic	0.05093	0.00200	0.05	0.000575	101	80 - 120	0.0496	2.66	20	
Barium	0.2131	0.00400	0.05	0.1647	96.7	80 - 120	0.2152	0.981	20	
Calcium	120	0.500	5	112.6	147	80 - 120	117.5	2.13	20	SO
Chromium	0.04986	0.00400	0.05	0.001821	96.1	80 - 120	0.04944	0.848	20	
Iron	13.48	0.200	5	8.794	93.7	80 - 120	13.42	0.49	20	
Lead	0.04913	0.00200	0.05	0.000056	98.2	80 - 120	0.04789	2.57	20	
Magnesium	19.43	0.200	5	14.68	95.0	80 - 120	19.31	0.669	20	
Manganese	0.09479	0.00500	0.05	0.04745	94.7	80 - 120	0.09398	0.863	20	
Nickel	0.04737	0.00200	0.05	0.001565	91.6	80 - 120	0.04667	1.48	20	
Potassium	41.32	0.200	5	36.21	102	80 - 120	41.29	0.0726	20	O
Sodium	682.7	0.200	5	690.1	-149	80 - 120	689.3	0.968	20	SEO
Strontium	4.977	0.00500	0.1	4.887	89.6	80 - 120	5.026	0.987	20	EO
Vanadium	0.05049	0.00500	0.05	0.000823	99.3	80 - 120	0.04999	0.977	20	
Zinc	0.06218	0.00400	0.05	0.01631	91.7	80 - 120	0.06265	0.75	20	

Client: Environmental Resources Mgmt.
Project: Sulphur Dome
WorkOrder: HS25041426

QC BATCH REPORT

Batch ID: 227356 (0) **Instrument:** ICPMS05 **Method:** ICP-MS METALS BY SW6020A

PDS Sample ID: **HS25041426-02PDS** Units: **mg/L** Analysis Date: **06-May-2025 13:32**
 Client ID: **MW-3-500** Run ID: **ICPMS05_512549** SeqNo: **8814973** PrepDate: **30-Apr-2025** DF: **1**
 Analyte Result PQL SPK Val SPK Ref Value %REC Control Limit RPD Ref Value %RPD RPD Limit Qual

Arsenic	0.09796	0.00200	0.1	0.000575	97.4	75 - 125			
Barium	0.251	0.00400	0.1	0.1647	86.3	75 - 125			
Calcium	124.9	0.500	10	112.6	123	75 - 125			O
Chromium	0.09504	0.00400	0.1	0.001821	93.2	75 - 125			
Iron	18	0.200	10	8.794	92.0	75 - 125			
Lead	0.09177	0.00200	0.1	0.000056	91.7	75 - 125			
Magnesium	23.6	0.200	10	14.68	89.2	75 - 125			
Manganese	0.138	0.00500	0.1	0.04745	90.5	75 - 125			
Nickel	0.09163	0.00200	0.1	0.001565	90.1	75 - 125			
Potassium	45.13	0.200	10	36.21	89.3	75 - 125			
Vanadium	0.09667	0.00500	0.1	0.000823	95.8	75 - 125			
Zinc	0.1075	0.00400	0.1	0.01631	91.2	75 - 125			

PDS Sample ID: **HS25041426-02PDS** Units: **mg/L** Analysis Date: **06-May-2025 14:44**
 Client ID: **MW-3-500** Run ID: **ICPMS05_512549** SeqNo: **8815104** PrepDate: **30-Apr-2025** DF: **100**
 Analyte Result PQL SPK Val SPK Ref Value %REC Control Limit RPD Ref Value %RPD RPD Limit Qual

Sodium	1645	20.0	1000	728.9	91.6	75 - 125			
Strontium	14.08	0.500	10	4.333	97.5	75 - 125			

Client: Environmental Resources Mgmt.
Project: Sulphur Dome
WorkOrder: HS25041426

QC BATCH REPORT

Batch ID: 227356 (0)		Instrument: ICPMS05		Method: ICP-MS METALS BY SW6020A						
SD	Sample ID: HS25041426-02SD	Units: mg/L			Analysis Date: 06-May-2025 13:20					
Client ID: MW-3-500	Run ID: ICPMS05_512549	SeqNo: 8814969	PrepDate: 30-Apr-2025	DF: 5						
Analyte	Result	PQL	SPK Val	SPK Ref Value	%REC	Control Limit	RPD Ref Value	%D	Limit	Qual
Arsenic	U	0.0100					0.000575	0	10	
Barium	0.1647	0.0200					0.1647	0.00911	10	
Chromium	U	0.0200					0.001821	0	10	
Iron	9.069	1.00					8.794	3.12	10	
Lead	U	0.0100					0.000056	0	10	
Manganese	0.04348	0.0250					0.04745	8.36	10	
Nickel	U	0.0100					0.001565	0	10	
Potassium	37.09	1.00					36.21	2.45	10	
Sodium	704.5	1.00					690.1	2.09	10	
Strontium	4.86	0.0250					4.887	0.545	10	
Vanadium	U	0.0250					0.000823	0	10	
Zinc	0.01675	0.0200					0.01631	0	10	J

SD	Sample ID: HS25041426-02SD	Units: mg/L			Analysis Date: 06-May-2025 14:46					
Client ID: MW-3-500	Run ID: ICPMS05_512549	SeqNo: 8815105	PrepDate: 30-Apr-2025	DF: 500						
Analyte	Result	PQL	SPK Val	SPK Ref Value	%REC	Control Limit	RPD Ref Value	%D	Limit	Qual
Sodium	641.7	100					728.9	12	10	R
Strontium	4.451	2.50					4.333	2.72	10	

The following samples were analyzed in this batch:

HS25041426-02	HS25041426-03	HS25041426-04	HS25041426-05
HS25041426-08	HS25041426-09	HS25041426-11	HS25041426-12
HS25041426-13	HS25041426-14	HS25041426-15	

Client: Environmental Resources Mgmt.
Project: Sulphur Dome
WorkOrder: HS25041426

QC BATCH REPORT

Batch ID: 227373 (0)		Instrument: ICPMS06		Method: DISSOLVED METALS BY SW6020A (DISSOLVED)						
MBLK	Sample ID: MBLK-227373	Units: mg/L			Analysis Date: 06-May-2025 17:49					
Client ID:	Run ID: ICPMS06_512550	SeqNo: 8815615	PrepDate: 01-May-2025	DF: 1						
Analyte	Result	PQL	SPK Val	SPK Ref Value	%REC	Control Limit	RPD Ref Value	%RPD	RPD Limit	Qual
Arsenic	U	0.00200								
Barium	U	0.00400								
Calcium	U	0.500								
Chromium	U	0.00400								
Iron	U	0.200								
Lead	U	0.00200								
Magnesium	U	0.200								
Manganese	U	0.00500								
Nickel	U	0.00200								
Potassium	U	0.200								
Sodium	0.1068	0.200								J
Strontium	U	0.00500								
Vanadium	U	0.00500								
Zinc	U	0.00400								

LCS	Sample ID: LCS-227373	Units: mg/L			Analysis Date: 06-May-2025 17:51					
Client ID:	Run ID: ICPMS06_512550	SeqNo: 8815616	PrepDate: 01-May-2025	DF: 1						
Analyte	Result	PQL	SPK Val	SPK Ref Value	%REC	Control Limit	RPD Ref Value	%RPD	RPD Limit	Qual
Arsenic	0.04693	0.00200	0.05	0	93.9	80 - 120				
Barium	0.04712	0.00400	0.05	0	94.2	80 - 120				
Calcium	4.758	0.500	5	0	95.2	80 - 120				
Chromium	0.04777	0.00400	0.05	0	95.5	80 - 120				
Iron	4.738	0.200	5	0	94.8	80 - 120				
Lead	0.04538	0.00200	0.05	0	90.8	80 - 120				
Magnesium	4.797	0.200	5	0	95.9	80 - 120				
Manganese	0.04675	0.00500	0.05	0	93.5	80 - 120				
Nickel	0.04708	0.00200	0.05	0	94.2	80 - 120				
Potassium	4.752	0.200	5	0	95.0	80 - 120				
Sodium	4.763	0.200	5	0	95.3	80 - 120				
Strontium	0.0883	0.00500	0.1	0	88.3	80 - 120				
Vanadium	0.04639	0.00500	0.05	0	92.8	80 - 120				
Zinc	0.04737	0.00400	0.05	0	94.7	80 - 120				

Client: Environmental Resources Mgmt.
Project: Sulphur Dome
WorkOrder: HS25041426

QC BATCH REPORT

Batch ID: 227373 (0)		Instrument: ICPMS06			Method: DISSOLVED METALS BY SW6020A (DISSOLVED)					
MS		Sample ID: HS25041426-24MS			Units: mg/L		Analysis Date: 06-May-2025 17:59			
Client ID: LDNR-26		Run ID: ICPMS06_512550			SeqNo: 8815620		PrepDate: 01-May-2025		DF: 1	
Analyte	Result	PQL	SPK Val	SPK Ref Value	%REC	Control Limit	RPD Ref Value	%RPD	RPD Limit	Qual
Arsenic	0.05097	0.00200	0.05	0.001793	98.4	75 - 125				
Barium	0.5852	0.00400	0.05	0.5115	147	75 - 125				SO
Calcium	14.62	0.500	5	9.277	107	75 - 125				
Chromium	0.04978	0.00400	0.05	0	99.6	75 - 125				
Iron	4.942	0.200	5	0.0138	98.6	75 - 125				
Lead	0.04806	0.00200	0.05	0	96.1	75 - 125				
Magnesium	6.598	0.200	5	1.668	98.6	75 - 125				
Manganese	0.07928	0.00500	0.05	0.02948	99.6	75 - 125				
Nickel	0.04976	0.00200	0.05	0.00067	98.2	75 - 125				
Potassium	6.201	0.200	5	1.35	97.0	75 - 125				
Sodium	37.81	0.200	5	32.06	115	75 - 125				O
Strontium	0.2381	0.00500	0.1	0.1374	101	75 - 125				
Vanadium	0.05044	0.00500	0.05	0.001007	98.9	75 - 125				
Zinc	0.05223	0.00400	0.05	0.003478	97.5	75 - 125				

MSD		Sample ID: HS25041426-24MSD			Units: mg/L		Analysis Date: 06-May-2025 18:01			
Client ID: LDNR-26		Run ID: ICPMS06_512550			SeqNo: 8815621		PrepDate: 01-May-2025		DF: 1	
Analyte	Result	PQL	SPK Val	SPK Ref Value	%REC	Control Limit	RPD Ref Value	%RPD	RPD Limit	Qual
Arsenic	0.05144	0.00200	0.05	0.001793	99.3	75 - 125	0.05097	0.92	20	
Barium	0.579	0.00400	0.05	0.5115	135	75 - 125	0.5852	1.06	20	SO
Calcium	14.75	0.500	5	9.277	110	75 - 125	14.62	0.949	20	
Chromium	0.04976	0.00400	0.05	0	99.5	75 - 125	0.04978	0.0241	20	
Iron	4.955	0.200	5	0.0138	98.8	75 - 125	4.942	0.251	20	
Lead	0.04895	0.00200	0.05	0	97.9	75 - 125	0.04806	1.82	20	
Magnesium	6.628	0.200	5	1.668	99.2	75 - 125	6.598	0.459	20	
Manganese	0.08004	0.00500	0.05	0.02948	101	75 - 125	0.07928	0.95	20	
Nickel	0.04949	0.00200	0.05	0.00067	97.6	75 - 125	0.04976	0.544	20	
Potassium	6.325	0.200	5	1.35	99.5	75 - 125	6.201	1.98	20	
Sodium	38.09	0.200	5	32.06	121	75 - 125	37.81	0.746	20	O
Strontium	0.2422	0.00500	0.1	0.1374	105	75 - 125	0.2381	1.73	20	
Vanadium	0.05006	0.00500	0.05	0.001007	98.1	75 - 125	0.05044	0.772	20	
Zinc	0.05149	0.00400	0.05	0.003478	96.0	75 - 125	0.05223	1.42	20	

Client: Environmental Resources Mgmt.
Project: Sulphur Dome
WorkOrder: HS25041426

QC BATCH REPORT

Batch ID: 227373 (0)		Instrument: ICPMS06		Method: DISSOLVED METALS BY SW6020A (DISSOLVED)						
PDS		Sample ID: HS25041426-24PDS		Units: mg/L		Analysis Date: 06-May-2025 18:03				
Client ID: LDNR-26		Run ID: ICPMS06_512550		SeqNo: 8815622		PrepDate: 01-May-2025		DF: 1		
Analyte	Result	PQL	SPK Val	SPK Ref Value	%REC	Control Limit	RPD Ref Value	%RPD	RPD Limit Qual	
Arsenic	0.1049	0.00200	0.1	0.001793	103	75 - 125				
Barium	0.6205	0.00400	0.1	0.5115	109	75 - 125			O	
Calcium	19.63	0.500	10	9.277	104	75 - 125				
Chromium	0.1023	0.00400	0.1	0.00014	102	75 - 125				
Iron	10.3	0.200	10	0.0138	103	75 - 125				
Lead	0.1023	0.00200	0.1	0.000085	102	75 - 125				
Magnesium	11.65	0.200	10	1.668	99.8	75 - 125				
Manganese	0.1297	0.00500	0.1	0.02948	100	75 - 125				
Nickel	0.1012	0.00200	0.1	0.00067	101	75 - 125				
Potassium	11.5	0.200	10	1.35	101	75 - 125				
Sodium	41.65	0.200	10	32.06	95.9	75 - 125				
Strontium	0.2374	0.00500	0.1	0.1374	100	75 - 125				
Vanadium	0.1024	0.00500	0.1	0.001007	101	75 - 125				
Zinc	0.1059	0.00400	0.1	0.003478	102	75 - 125				

SD		Sample ID: HS25041426-24SD		Units: mg/L		Analysis Date: 06-May-2025 17:53			
Client ID: LDNR-26		Run ID: ICPMS06_512550		SeqNo: 8815617		PrepDate: 01-May-2025		DF: 5	
Analyte	Result	PQL	SPK Val	SPK Ref Value	%REC	Control Limit	RPD Ref Value	%D	%D Limit Qual
Arsenic	U	0.0100					0.001793	0	10
Barium	0.4842	0.0200					0.5115	5.35	10
Calcium	9.332	2.50					9.277	0.588	10
Chromium	U	0.0200					0.00014	0	10
Iron	U	1.00					0.0138	0	10
Lead	U	0.0100					0.000085	0	10
Magnesium	1.752	1.00					1.668	5.03	10
Manganese	0.02994	0.0250					0.02948	1.56	10
Nickel	U	0.0100					0.00067	0	10
Potassium	1.373	1.00					1.35	1.68	10
Sodium	33.05	1.00					32.06	3.09	10
Strontium	0.1355	0.0250					0.1374	1.33	10
Vanadium	U	0.0250					0.001007	0	10
Zinc	U	0.0200					0.003478	0	10

The following samples were analyzed in this batch: HS25041426-24 HS25041426-33 HS25041426-34 HS25041426-35
 HS25041426-36 HS25041426-37 HS25041426-38

Client: Environmental Resources Mgmt.
Project: Sulphur Dome
WorkOrder: HS25041426

QC BATCH REPORT

Batch ID: 227383 (0)		Instrument: ICPMS05		Method: DISSOLVED METALS BY SW6020A (DISSOLVED)						
MBLK	Sample ID: MBLK-227383	Units: mg/L			Analysis Date: 06-May-2025 11:50					
Client ID:	Run ID: ICPMS05_512549	SeqNo: 8814575	PrepDate: 01-May-2025	DF: 1						
Analyte	Result	PQL	SPK Val	SPK Ref Value	%REC	Control Limit	RPD Ref Value	%RPD	RPD Limit	Qual
Arsenic	U	0.00200								
Barium	U	0.00400								
Calcium	U	0.500								
Chromium	U	0.00400								
Iron	U	0.200								
Lead	U	0.00200								
Magnesium	U	0.200								
Manganese	U	0.00500								
Nickel	U	0.00200								
Potassium	U	0.200								
Sodium	U	0.200								
Strontium	U	0.00500								
Vanadium	U	0.00500								
Zinc	U	0.00400								

LCS	Sample ID: LCS-227383	Units: mg/L			Analysis Date: 06-May-2025 12:06					
Client ID:	Run ID: ICPMS05_512549	SeqNo: 8814594	PrepDate: 01-May-2025	DF: 1						
Analyte	Result	PQL	SPK Val	SPK Ref Value	%REC	Control Limit	RPD Ref Value	%RPD	RPD Limit	Qual
Arsenic	0.04878	0.00200	0.05	0	97.6	80 - 120				
Barium	0.04849	0.00400	0.05	0	97.0	80 - 120				
Calcium	4.836	0.500	5	0	96.7	80 - 120				
Chromium	0.04792	0.00400	0.05	0	95.8	80 - 120				
Iron	4.822	0.200	5	0	96.4	80 - 120				
Lead	0.04857	0.00200	0.05	0	97.1	80 - 120				
Magnesium	4.113	0.200	5	0	82.3	80 - 120				
Manganese	0.04701	0.00500	0.05	0	94.0	80 - 120				
Nickel	0.04883	0.00200	0.05	0	97.7	80 - 120				
Potassium	4.812	0.200	5	0	96.2	80 - 120				
Sodium	4.703	0.200	5	0	94.1	80 - 120				
Strontium	0.09798	0.00500	0.1	0	98.0	80 - 120				
Vanadium	0.04774	0.00500	0.05	0	95.5	80 - 120				
Zinc	0.05014	0.00400	0.05	0	100	80 - 120				

Client: Environmental Resources Mgmt.
Project: Sulphur Dome
WorkOrder: HS25041426

QC BATCH REPORT

Batch ID: 227383 (0)		Instrument: ICPMS05			Method: DISSOLVED METALS BY SW6020A (DISSOLVED)					
MS		Sample ID: HS25041426-16MS			Units: mg/L		Analysis Date: 06-May-2025 15:01			
Client ID: LDNR-06		Run ID: ICPMS05_512549			SeqNo: 8815127		PrepDate: 01-May-2025		DF: 1	
Analyte	Result	PQL	SPK Val	SPK Ref Value	%REC	Control Limit	RPD Ref Value	%RPD	RPD Limit	Qual
Arsenic	0.05185	0.00200	0.05	0.001457	101	75 - 125				
Barium	0.1468	0.00400	0.05	0.1065	80.5	75 - 125				
Calcium	116.1	0.500	5	118.2	-41.2	75 - 125				SO
Chromium	0.04807	0.00400	0.05	0.000052	96.0	75 - 125				
Iron	4.775	0.200	5	0.01109	95.3	75 - 125				
Lead	0.04992	0.00200	0.05	0.000083	99.7	75 - 125				
Magnesium	26.73	0.200	5	23.74	59.9	75 - 125				SO
Manganese	0.3416	0.00500	0.05	0.3207	41.8	75 - 125				SO
Nickel	0.04685	0.00200	0.05	0.000903	91.9	75 - 125				
Potassium	7.419	0.200	5	2.188	105	75 - 125				
Sodium	230.7	0.200	5	247.9	-344	75 - 125				SEO
Strontium	0.9106	0.00500	0.05	0.867	87.1	75 - 125				O
Vanadium	0.05132	0.00500	0.05	0.002218	98.2	75 - 125				
Zinc	0.04805	0.00400	0.05	0.007887	80.3	75 - 125				

MSD		Sample ID: HS25041426-16MSD			Units: mg/L		Analysis Date: 06-May-2025 15:03			
Client ID: LDNR-06		Run ID: ICPMS05_512549			SeqNo: 8815128		PrepDate: 01-May-2025		DF: 1	
Analyte	Result	PQL	SPK Val	SPK Ref Value	%REC	Control Limit	RPD Ref Value	%RPD	RPD Limit	Qual
Arsenic	0.04993	0.00200	0.05	0.001457	96.9	75 - 125	0.05185	3.78	20	
Barium	0.1482	0.00400	0.05	0.1065	83.4	75 - 125	0.1468	0.984	20	
Calcium	117.4	0.500	5	118.2	-15.7	75 - 125	116.1	1.09	20	SO
Chromium	0.04653	0.00400	0.05	0.000052	92.9	75 - 125	0.04807	3.26	20	
Iron	4.666	0.200	5	0.01109	93.1	75 - 125	4.775	2.3	20	
Lead	0.04784	0.00200	0.05	0.000083	95.5	75 - 125	0.04992	4.25	20	
Magnesium	26.68	0.200	5	23.74	58.9	75 - 125	26.73	0.191	20	SO
Manganese	0.3457	0.00500	0.05	0.3207	50.0	75 - 125	0.3416	1.19	20	SO
Nickel	0.04578	0.00200	0.05	0.000903	89.8	75 - 125	0.04685	2.3	20	
Potassium	7.245	0.200	5	2.188	101	75 - 125	7.419	2.37	20	
Sodium	233.8	0.200	5	247.9	-283	75 - 125	230.7	1.31	20	SEO
Strontium	0.9009	0.00500	0.05	0.867	67.7	75 - 125	0.9106	1.08	20	SO
Vanadium	0.0505	0.00500	0.05	0.002218	96.6	75 - 125	0.05132	1.6	20	
Zinc	0.04753	0.00400	0.05	0.007887	79.3	75 - 125	0.04805	1.09	20	

Client: Environmental Resources Mgmt.
Project: Sulphur Dome
WorkOrder: HS25041426

QC BATCH REPORT

Batch ID: 227383 (0)		Instrument: ICPMS05			Method: DISSOLVED METALS BY SW6020A (DISSOLVED)					
PDS		Sample ID: HS25041426-16PDS			Units: mg/L		Analysis Date: 06-May-2025 15:05			
Client ID: LDNR-06		Run ID: ICPMS05_512549			SeqNo: 8815129		PrepDate: 01-May-2025		DF: 1	
Analyte	Result	PQL	SPK Val	SPK Ref Value	%REC	Control Limit	RPD Ref Value	%RPD	RPD Limit	Qual
Arsenic	0.1002	0.00200	0.1	0.001457	98.7	75 - 125				
Barium	0.1983	0.00400	0.1	0.1065	91.7	75 - 125				
Calcium	121.3	0.500	10	118.2	30.8	75 - 125				SO
Chromium	0.09307	0.00400	0.1	0.000052	93.0	75 - 125				
Iron	9.414	0.200	10	0.01109	94.0	75 - 125				
Lead	0.09796	0.00200	0.1	0.000083	97.9	75 - 125				
Nickel	0.0919	0.00200	0.1	0.000903	91.0	75 - 125				
Potassium	11.99	0.200	10	2.188	98.0	75 - 125				
Vanadium	0.09813	0.00500	0.1	0.002218	95.9	75 - 125				
Zinc	0.0929	0.00400	0.1	0.007887	85.0	75 - 125				
PDS		Sample ID: HS25041426-16PDS			Units: mg/L		Analysis Date: 06-May-2025 15:45			
Client ID: LDNR-06		Run ID: ICPMS05_512549			SeqNo: 8815343		PrepDate: 01-May-2025		DF: 100	
Analyte	Result	PQL	SPK Val	SPK Ref Value	%REC	Control Limit	RPD Ref Value	%RPD	RPD Limit	Qual
Calcium	1023	50.0	1000	98.31	92.4	75 - 125				
Sodium	1156	20.0	1000	222.5	93.3	75 - 125				
PDS		Sample ID: HS25041426-16PDS			Units: mg/L		Analysis Date: 07-May-2025 15:32			
Client ID: LDNR-06		Run ID: ICPMS05_512624			SeqNo: 8817680		PrepDate: 01-May-2025		DF: 5	
Analyte	Result	PQL	SPK Val	SPK Ref Value	%REC	Control Limit	RPD Ref Value	%RPD	RPD Limit	Qual
Magnesium	75.44	1.00	50	17.16	117	75 - 125				
Manganese	0.7206	0.0250	0.5	0.2531	93.5	75 - 125				
Strontium	0.7493	0.0250	0.1	0.6706	78.8	75 - 125				O

Client: Environmental Resources Mgmt.
Project: Sulphur Dome
WorkOrder: HS25041426

QC BATCH REPORT

Batch ID: 227383 (0)		Instrument: ICPMS05		Method: DISSOLVED METALS BY SW6020A (DISSOLVED)						
SD	Sample ID: HS25041426-16SD	Units: mg/L		Analysis Date: 06-May-2025 14:58						
Client ID: LDNR-06	Run ID: ICPMS05_512549	SeqNo: 8815126		PrepDate: 01-May-2025		DF: 5				
Analyte	Result	PQL	SPK Val	SPK Ref Value	%REC	Control Limit	RPD Ref Value	%D	Limit	Qual
Arsenic	0.002275	0.0100					0.001457	0	10	J
Barium	0.1051	0.0200					0.1065	1.33	10	
Chromium	U	0.0200					0.000052	0	10	
Iron	U	1.00					0.01109	0	10	
Lead	U	0.0100					0.000083	0	10	
Nickel	U	0.0100					0.000903	0	10	
Potassium	2.266	1.00					2.188	3.6	10	
Sodium	255.4	1.00					247.9	3	10	
Vanadium	U	0.0250					0.002218	0	10	
Zinc	U	0.0200					0.007887	0	10	

SD	Sample ID: HS25041426-16SD	Units: mg/L		Analysis Date: 06-May-2025 16:50						
Client ID: LDNR-06	Run ID: ICPMS05_512549	SeqNo: 8815568		PrepDate: 01-May-2025		DF: 500				
Analyte	Result	PQL	SPK Val	SPK Ref Value	%REC	Control Limit	RPD Ref Value	%D	Limit	Qual
Calcium	U	25000					98.31	0	10	
Sodium	U	25000					222.5	0	10	

SD	Sample ID: HS25041426-16SD	Units: mg/L		Analysis Date: 07-May-2025 16:12						
Client ID: LDNR-06	Run ID: ICPMS05_512624	SeqNo: 8817695		PrepDate: 01-May-2025		DF: 25				
Analyte	Result	PQL	SPK Val	SPK Ref Value	%REC	Control Limit	RPD Ref Value	%D	Limit	Qual
Magnesium	16.54	5.00					17.16	3.63	10	
Manganese	0.2876	0.125					0.2531	13.6	10	R
Strontium	0.6541	0.125					0.6706	2.46	10	

The following samples were analyzed in this batch:

HS25041426-01	HS25041426-06	HS25041426-07	HS25041426-10
HS25041426-16	HS25041426-17	HS25041426-18	HS25041426-19
HS25041426-20	HS25041426-21	HS25041426-22	HS25041426-23
HS25041426-25	HS25041426-26	HS25041426-27	HS25041426-28
HS25041426-29	HS25041426-30	HS25041426-31	HS25041426-32

Client: Environmental Resources Mgmt.
Project: Sulphur Dome
WorkOrder: HS25041426

QC BATCH REPORT

Batch ID: 227515 (0)	Instrument: HG04	Method: MERCURY BY SW7470A
-------------------------------	-------------------------	-----------------------------------

MBLK	Sample ID: MBLK-227515	Units: mg/L	Analysis Date: 05-May-2025 17:15							
Client ID:	Run ID: HG04_512512	SeqNo: 8813680	PrepDate: 05-May-2025 DF: 1							
Analyte	Result	PQL	SPK Val	SPK Ref Value	%REC	Control Limit	RPD Ref Value	RPD %RPD	RPD Limit	Qual

Mercury U 0.000200

LCS	Sample ID: LCS-227515	Units: mg/L	Analysis Date: 05-May-2025 17:16							
Client ID:	Run ID: HG04_512512	SeqNo: 8813681	PrepDate: 05-May-2025 DF: 1							
Analyte	Result	PQL	SPK Val	SPK Ref Value	%REC	Control Limit	RPD Ref Value	RPD %RPD	RPD Limit	Qual

Mercury 0.005 0.000200 0.005 0 100 80 - 120

MS	Sample ID: HS25041426-02MS	Units: mg/L	Analysis Date: 05-May-2025 17:46							
Client ID: MW-3-500	Run ID: HG04_512512	SeqNo: 8813698	PrepDate: 05-May-2025 DF: 1							
Analyte	Result	PQL	SPK Val	SPK Ref Value	%REC	Control Limit	RPD Ref Value	RPD %RPD	RPD Limit	Qual

Mercury 0.00467 0.000200 0.005 0.000015 93.1 75 - 125

MSD	Sample ID: HS25041426-02MSD	Units: mg/L	Analysis Date: 05-May-2025 17:22							
Client ID: MW-3-500	Run ID: HG04_512512	SeqNo: 8813684	PrepDate: 05-May-2025 DF: 1							
Analyte	Result	PQL	SPK Val	SPK Ref Value	%REC	Control Limit	RPD Ref Value	RPD %RPD	RPD Limit	Qual

Mercury 0.0047 0.000200 0.005 0.000015 93.7 75 - 125 0.00467 0.64 20

The following samples were analyzed in this batch:	HS25041426-02	HS25041426-03	HS25041426-04	HS25041426-05
	HS25041426-08	HS25041426-09	HS25041426-11	HS25041426-12
	HS25041426-13	HS25041426-14	HS25041426-15	

Client: Environmental Resources Mgmt.
Project: Sulphur Dome
WorkOrder: HS25041426

QC BATCH REPORT

Batch ID: 227516 (0)		Instrument: HG04		Method: DISSOLVED MERCURY BY SW7470A (DISSOLVED)					
MBLK	Sample ID: MBLK-227516	Units: mg/L		Analysis Date: 05-May-2025 15:44					
Client ID:	Run ID: HG04_512512	SeqNo: 8813499		PrepDate: 05-May-2025		DF: 1			
Analyte	Result	PQL	SPK Val	SPK Ref Value	%REC	Control Limit	RPD Ref Value	RPD %RPD Limit Qual	

Mercury U 0.000200

LCS		Sample ID: LCS-227516		Units: mg/L		Analysis Date: 05-May-2025 15:45			
Client ID:	Run ID: HG04_512512	SeqNo: 8813500		PrepDate: 05-May-2025		DF: 1			
Analyte	Result	PQL	SPK Val	SPK Ref Value	%REC	Control Limit	RPD Ref Value	RPD %RPD Limit Qual	

Mercury 0.00501 0.000200 0.005 0 100 80 - 120

MS		Sample ID: HS25041426-16MS		Units: mg/L		Analysis Date: 05-May-2025 15:56			
Client ID: LDNR-06	Run ID: HG04_512512	SeqNo: 8813506		PrepDate: 05-May-2025		DF: 1			
Analyte	Result	PQL	SPK Val	SPK Ref Value	%REC	Control Limit	RPD Ref Value	RPD %RPD Limit Qual	

Mercury 0.00486 0.000200 0.005 0.000017 96.9 80 - 120

MSD		Sample ID: HS25041426-16MSD		Units: mg/L		Analysis Date: 05-May-2025 15:57			
Client ID: LDNR-06	Run ID: HG04_512512	SeqNo: 8813507		PrepDate: 05-May-2025		DF: 1			
Analyte	Result	PQL	SPK Val	SPK Ref Value	%REC	Control Limit	RPD Ref Value	RPD %RPD Limit Qual	

Mercury 0.00485 0.000200 0.005 0.000017 96.7 80 - 120 0.00486 0.206 20

The following samples were analyzed in this batch:

HS25041426-01	HS25041426-06	HS25041426-07	HS25041426-10
HS25041426-16	HS25041426-17	HS25041426-18	HS25041426-19
HS25041426-20	HS25041426-21	HS25041426-22	HS25041426-23
HS25041426-24	HS25041426-25	HS25041426-26	HS25041426-27
HS25041426-28	HS25041426-29	HS25041426-30	HS25041426-31

Client: Environmental Resources Mgmt.
Project: Sulphur Dome
WorkOrder: HS25041426

QC BATCH REPORT

Batch ID: 227519 (0)		Instrument: HG04		Method: DISSOLVED MERCURY BY SW7470A (DISSOLVED)					
MBLK	Sample ID: MBLK-227519	Units: mg/L		Analysis Date: 05-May-2025 16:40					
Client ID:	Run ID: HG04_512512	SeqNo: 8813661		PrepDate: 05-May-2025		DF: 1			
Analyte	Result	PQL	SPK Val	SPK Ref Value	%REC	Control Limit	RPD Ref Value	RPD %RPD Limit Qual	

Mercury U 0.000200

LCS		Sample ID: LCS-227519		Units: mg/L		Analysis Date: 05-May-2025 16:42			
Client ID:	Run ID: HG04_512512	SeqNo: 8813662		PrepDate: 05-May-2025		DF: 1			
Analyte	Result	PQL	SPK Val	SPK Ref Value	%REC	Control Limit	RPD Ref Value	RPD %RPD Limit Qual	

Mercury 0.00499 0.000200 0.005 0 99.8 80 - 120

MS		Sample ID: HS25041426-32MS		Units: mg/L		Analysis Date: 05-May-2025 16:52			
Client ID: LDNR-25	Run ID: HG04_512512	SeqNo: 8813668		PrepDate: 05-May-2025		DF: 1			
Analyte	Result	PQL	SPK Val	SPK Ref Value	%REC	Control Limit	RPD Ref Value	RPD %RPD Limit Qual	

Mercury 0.00489 0.000200 0.005 0.000014 97.5 80 - 120

MSD		Sample ID: HS25041426-32MSD		Units: mg/L		Analysis Date: 05-May-2025 16:54			
Client ID: LDNR-25	Run ID: HG04_512512	SeqNo: 8813669		PrepDate: 05-May-2025		DF: 1			
Analyte	Result	PQL	SPK Val	SPK Ref Value	%REC	Control Limit	RPD Ref Value	RPD %RPD Limit Qual	

Mercury 0.00483 0.000200 0.005 0.000014 96.3 80 - 120 0.00489 1.23 20

The following samples were analyzed in this batch: HS25041426-32 HS25041426-33 HS25041426-34 HS25041426-35
 HS25041426-36 HS25041426-37 HS25041426-38

Client: Environmental Resources Mgmt.
Project: Sulphur Dome
WorkOrder: HS25041426

QC BATCH REPORT

Batch ID: R512266 (0)	Instrument: VOA4	Method: LOW LEVEL VOLATILES BY SW8260C
--------------------------------	-------------------------	---

MBLK		Sample ID: VBLKW-250430			Units: mg/L		Analysis Date: 30-Apr-2025 21:40			
Client ID:		Run ID: VOA4_512266			SeqNo: 8808290		PrepDate:		DF: 1	
Analyte	Result	PQL	SPK Val	SPK Ref Value	%REC	Control Limit	RPD Ref Value	%RPD	RPD Limit	Qual
Benzene	U	0.0020								
Ethylbenzene	U	0.0020								
m,p-Xylene	U	0.0040								
o-Xylene	U	0.0020								
Toluene	U	0.0020								
Xylenes, Total	U	0.0030								
<i>Surr: 1,2-Dichloroethane-d4</i>	<i>0.043</i>	<i>0.0010</i>	<i>0.05</i>	<i>0</i>	<i>86.6</i>	<i>70 - 123</i>				
<i>Surr: 4-Bromofluorobenzene</i>	<i>0.048</i>	<i>0.0010</i>	<i>0.05</i>	<i>0</i>	<i>95.1</i>	<i>77 - 113</i>				
<i>Surr: Dibromofluoromethane</i>	<i>0.046</i>	<i>0.0010</i>	<i>0.05</i>	<i>0</i>	<i>93.0</i>	<i>73 - 126</i>				
<i>Surr: Toluene-d8</i>	<i>0.051</i>	<i>0.0010</i>	<i>0.05</i>	<i>0</i>	<i>102</i>	<i>81 - 120</i>				

LCS		Sample ID: VLCSW-250430			Units: mg/L		Analysis Date: 30-Apr-2025 20:38			
Client ID:		Run ID: VOA4_512266			SeqNo: 8808288		PrepDate:		DF: 1	
Analyte	Result	PQL	SPK Val	SPK Ref Value	%REC	Control Limit	RPD Ref Value	%RPD	RPD Limit	Qual
Benzene	0.019	0.0020	0.02	0	94.4	74 - 120				
Ethylbenzene	0.020	0.0020	0.02	0	102	77 - 117				
m,p-Xylene	0.042	0.0040	0.04	0	104	77 - 122				
o-Xylene	0.021	0.0020	0.02	0	103	75 - 119				
Toluene	0.020	0.0020	0.02	0	99.2	77 - 118				
Xylenes, Total	0.062	0.0030	0.06	0	104	75 - 122				
<i>Surr: 1,2-Dichloroethane-d4</i>	<i>0.044</i>	<i>0.0010</i>	<i>0.05</i>	<i>0</i>	<i>88.4</i>	<i>70 - 123</i>				
<i>Surr: 4-Bromofluorobenzene</i>	<i>0.046</i>	<i>0.0010</i>	<i>0.05</i>	<i>0</i>	<i>93.0</i>	<i>77 - 113</i>				
<i>Surr: Dibromofluoromethane</i>	<i>0.047</i>	<i>0.0010</i>	<i>0.05</i>	<i>0</i>	<i>94.1</i>	<i>73 - 126</i>				
<i>Surr: Toluene-d8</i>	<i>0.052</i>	<i>0.0010</i>	<i>0.05</i>	<i>0</i>	<i>103</i>	<i>81 - 120</i>				

Client: Environmental Resources Mgmt.
Project: Sulphur Dome
WorkOrder: HS25041426

QC BATCH REPORT

Batch ID: R512266 (0) **Instrument:** VOA4 **Method:** LOW LEVEL VOLATILES BY SW8260C

LCSD		Sample ID: VLCS DW-250430			Units: mg/L		Analysis Date: 30-Apr-2025 20:58			
Client ID:		Run ID: VOA4_512266			SeqNo: 8808289		PrepDate:		DF: 1	
Analyte	Result	PQL	SPK Val	SPK Ref Value	%REC	Control Limit	RPD Ref Value	%RPD	RPD Limit	Qual
Benzene	0.018	0.0020	0.02	0	90.3	74 - 120	0.01888	4.44	20	
Ethylbenzene	0.019	0.0020	0.02	0	95.9	77 - 117	0.02032	5.73	20	
m,p-Xylene	0.039	0.0040	0.04	0	98.5	77 - 122	0.04150	5.22	20	
o-Xylene	0.020	0.0020	0.02	0	100	75 - 119	0.02061	2.62	20	
Toluene	0.019	0.0020	0.02	0	95.3	77 - 118	0.01983	3.96	20	
Xylenes, Total	0.059	0.0030	0.06	0	99.1	75 - 122	0.06211	4.35	20	
<i>Surr: 1,2-Dichloroethane-d4</i>	<i>0.044</i>	<i>0.0010</i>	<i>0.05</i>	<i>0</i>	<i>88.7</i>	<i>70 - 123</i>	<i>0.04420</i>	<i>0.35</i>	<i>20</i>	
<i>Surr: 4-Bromofluorobenzene</i>	<i>0.047</i>	<i>0.0010</i>	<i>0.05</i>	<i>0</i>	<i>93.3</i>	<i>77 - 113</i>	<i>0.04648</i>	<i>0.404</i>	<i>20</i>	
<i>Surr: Dibromofluoromethane</i>	<i>0.047</i>	<i>0.0010</i>	<i>0.05</i>	<i>0</i>	<i>93.2</i>	<i>73 - 126</i>	<i>0.04707</i>	<i>0.995</i>	<i>20</i>	
<i>Surr: Toluene-d8</i>	<i>0.052</i>	<i>0.0010</i>	<i>0.05</i>	<i>0</i>	<i>104</i>	<i>81 - 120</i>	<i>0.05163</i>	<i>0.306</i>	<i>20</i>	

MS		Sample ID: HS25041426-02MS			Units: mg/L		Analysis Date: 01-May-2025 04:59			
Client ID: MW-3-500		Run ID: VOA4_512266			SeqNo: 8808305		PrepDate:		DF: 1	
Analyte	Result	PQL	SPK Val	SPK Ref Value	%REC	Control Limit	RPD Ref Value	%RPD	RPD Limit	Qual
Benzene	0.018	0.0020	0.02	0.001052	85.3	70 - 127				
Ethylbenzene	0.019	0.0020	0.02	0	96.8	70 - 124				
m,p-Xylene	0.039	0.0040	0.04	0	98.0	70 - 130				
o-Xylene	0.020	0.0020	0.02	0	98.4	70 - 124				
Toluene	0.023	0.0020	0.02	0.004073	93.1	70 - 123				
Xylenes, Total	0.059	0.0030	0.06	0	98.1	70 - 130				
<i>Surr: 1,2-Dichloroethane-d4</i>	<i>0.044</i>	<i>0.0010</i>	<i>0.05</i>	<i>0</i>	<i>87.9</i>	<i>70 - 126</i>				
<i>Surr: 4-Bromofluorobenzene</i>	<i>0.046</i>	<i>0.0010</i>	<i>0.05</i>	<i>0</i>	<i>92.4</i>	<i>77 - 113</i>				
<i>Surr: Dibromofluoromethane</i>	<i>0.047</i>	<i>0.0010</i>	<i>0.05</i>	<i>0</i>	<i>93.2</i>	<i>77 - 123</i>				
<i>Surr: Toluene-d8</i>	<i>0.052</i>	<i>0.0010</i>	<i>0.05</i>	<i>0</i>	<i>104</i>	<i>82 - 127</i>				

Client: Environmental Resources Mgmt.
Project: Sulphur Dome
WorkOrder: HS25041426

QC BATCH REPORT

Batch ID: R512266 (0) **Instrument:** VOA4 **Method:** LOW LEVEL VOLATILES BY SW8260C

MSD		Sample ID: HS25041426-02MSD		Units: mg/L		Analysis Date: 01-May-2025 05:19			
Client ID: MW-3-500		Run ID: VOA4_512266		SeqNo: 8808306		PrepDate:		DF: 1	
Analyte	Result	PQL	SPK Val	SPK Ref Value	%REC	Control Limit	RPD Ref Value	%RPD	RPD Limit Qual
Benzene	0.017	0.0020	0.02	0.001052	80.7	70 - 127	0.01812	5.29	20
Ethylbenzene	0.018	0.0020	0.02	0	89.1	70 - 124	0.01936	8.25	20
m,p-Xylene	0.037	0.0040	0.04	0	91.5	70 - 130	0.03919	6.88	20
o-Xylene	0.018	0.0020	0.02	0	91.9	70 - 124	0.01968	6.8	20
Toluene	0.021	0.0020	0.02	0.004073	84.8	70 - 123	0.02270	7.6	20
Xylenes, Total	0.055	0.0030	0.06	0	91.6	70 - 130	0.05887	6.86	20
<i>Surr: 1,2-Dichloroethane-d4</i>	<i>0.044</i>	<i>0.0010</i>	<i>0.05</i>	<i>0</i>	<i>88.9</i>	<i>70 - 126</i>	<i>0.04394</i>	<i>1.15</i>	<i>20</i>
<i>Surr: 4-Bromofluorobenzene</i>	<i>0.046</i>	<i>0.0010</i>	<i>0.05</i>	<i>0</i>	<i>92.9</i>	<i>77 - 113</i>	<i>0.04619</i>	<i>0.529</i>	<i>20</i>
<i>Surr: Dibromofluoromethane</i>	<i>0.046</i>	<i>0.0010</i>	<i>0.05</i>	<i>0</i>	<i>92.8</i>	<i>77 - 123</i>	<i>0.04658</i>	<i>0.417</i>	<i>20</i>
<i>Surr: Toluene-d8</i>	<i>0.052</i>	<i>0.0010</i>	<i>0.05</i>	<i>0</i>	<i>103</i>	<i>82 - 127</i>	<i>0.05184</i>	<i>0.485</i>	<i>20</i>

The following samples were analyzed in this batch:

HS25041426-02	HS25041426-12	HS25041426-14	HS25041426-15
HS25041426-17	HS25041426-18	HS25041426-19	HS25041426-20
HS25041426-21	HS25041426-22	HS25041426-23	HS25041426-25
HS25041426-26			

Client: Environmental Resources Mgmt.
Project: Sulphur Dome
WorkOrder: HS25041426

QC BATCH REPORT

Batch ID: R512275 (0)	Instrument: VOA7	Method: LOW LEVEL VOLATILES BY SW8260C
--------------------------------	-------------------------	---

MBLK		Sample ID: MBLK-250430		Units: mg/L		Analysis Date: 30-Apr-2025 23:17			
Client ID:		Run ID: VOA7_512275		SeqNo: 8808540		PrepDate:		DF: 1	
Analyte	Result	PQL	SPK Val	SPK Ref Value	%REC	Control Limit	RPD Ref Value	%RPD	RPD Limit Qual
Benzene	U	0.0020							
Ethylbenzene	U	0.0020							
m,p-Xylene	U	0.0040							
o-Xylene	U	0.0020							
Toluene	U	0.0020							
Xylenes, Total	U	0.0030							
<i>Surr: 1,2-Dichloroethane-d4</i>	<i>0.049</i>	<i>0.0010</i>	<i>0.05</i>	<i>0</i>	<i>98.2</i>	<i>70 - 123</i>			
<i>Surr: 4-Bromofluorobenzene</i>	<i>0.054</i>	<i>0.0010</i>	<i>0.05</i>	<i>0</i>	<i>108</i>	<i>77 - 113</i>			
<i>Surr: Dibromofluoromethane</i>	<i>0.049</i>	<i>0.0010</i>	<i>0.05</i>	<i>0</i>	<i>97.2</i>	<i>73 - 126</i>			
<i>Surr: Toluene-d8</i>	<i>0.054</i>	<i>0.0010</i>	<i>0.05</i>	<i>0</i>	<i>107</i>	<i>81 - 120</i>			

LCS		Sample ID: LCS-250430		Units: mg/L		Analysis Date: 30-Apr-2025 22:08			
Client ID:		Run ID: VOA7_512275		SeqNo: 8808538		PrepDate:		DF: 1	
Analyte	Result	PQL	SPK Val	SPK Ref Value	%REC	Control Limit	RPD Ref Value	%RPD	RPD Limit Qual
Benzene	0.021	0.0020	0.02	0	104	74 - 120			
Ethylbenzene	0.022	0.0020	0.02	0	111	77 - 117			
m,p-Xylene	0.044	0.0040	0.04	0	111	77 - 122			
o-Xylene	0.020	0.0020	0.02	0	99.5	75 - 119			
Toluene	0.021	0.0020	0.02	0	107	77 - 118			
Xylenes, Total	0.064	0.0030	0.06	0	107	75 - 122			
<i>Surr: 1,2-Dichloroethane-d4</i>	<i>0.050</i>	<i>0.0010</i>	<i>0.05</i>	<i>0</i>	<i>101</i>	<i>70 - 123</i>			
<i>Surr: 4-Bromofluorobenzene</i>	<i>0.050</i>	<i>0.0010</i>	<i>0.05</i>	<i>0</i>	<i>100</i>	<i>77 - 113</i>			
<i>Surr: Dibromofluoromethane</i>	<i>0.050</i>	<i>0.0010</i>	<i>0.05</i>	<i>0</i>	<i>99.1</i>	<i>73 - 126</i>			
<i>Surr: Toluene-d8</i>	<i>0.051</i>	<i>0.0010</i>	<i>0.05</i>	<i>0</i>	<i>103</i>	<i>81 - 120</i>			

Client: Environmental Resources Mgmt.
Project: Sulphur Dome
WorkOrder: HS25041426

QC BATCH REPORT

Batch ID: R512275 (0) **Instrument:** VOA7 **Method:** LOW LEVEL VOLATILES BY SW8260C

LCSD		Sample ID: LCSD-250430			Units: mg/L		Analysis Date: 30-Apr-2025 22:31			
Client ID:		Run ID: VOA7_512275			SeqNo: 8808539		PrepDate:		DF: 1	
Analyte	Result	PQL	SPK Val	SPK Ref Value	%REC	Control Limit	RPD Ref Value	%RPD	RPD Limit	Qual
Benzene	0.020	0.0020	0.02	0	99.6	74 - 120	0.02082	4.41	20	
Ethylbenzene	0.021	0.0020	0.02	0	104	77 - 117	0.02229	6.73	20	
m,p-Xylene	0.041	0.0040	0.04	0	103	77 - 122	0.04423	6.72	20	
o-Xylene	0.019	0.0020	0.02	0	94.9	75 - 119	0.01990	4.74	20	
Toluene	0.020	0.0020	0.02	0	100	77 - 118	0.02135	6.29	20	
Xylenes, Total	0.060	0.0030	0.06	0	101	75 - 122	0.06414	6.1	20	
<i>Surr: 1,2-Dichloroethane-d4</i>	<i>0.050</i>	<i>0.0010</i>	<i>0.05</i>	<i>0</i>	<i>101</i>	<i>70 - 123</i>	<i>0.05046</i>	<i>0.232</i>	<i>20</i>	
<i>Surr: 4-Bromofluorobenzene</i>	<i>0.051</i>	<i>0.0010</i>	<i>0.05</i>	<i>0</i>	<i>102</i>	<i>77 - 113</i>	<i>0.05020</i>	<i>1.69</i>	<i>20</i>	
<i>Surr: Dibromofluoromethane</i>	<i>0.050</i>	<i>0.0010</i>	<i>0.05</i>	<i>0</i>	<i>99.0</i>	<i>73 - 126</i>	<i>0.04953</i>	<i>0.0586</i>	<i>20</i>	
<i>Surr: Toluene-d8</i>	<i>0.050</i>	<i>0.0010</i>	<i>0.05</i>	<i>0</i>	<i>101</i>	<i>81 - 120</i>	<i>0.05146</i>	<i>2.22</i>	<i>20</i>	

MS		Sample ID: HS25041341-19MS			Units: mg/L		Analysis Date: 01-May-2025 07:25			
Client ID:		Run ID: VOA7_512275			SeqNo: 8808563		PrepDate:		DF: 1	
Analyte	Result	PQL	SPK Val	SPK Ref Value	%REC	Control Limit	RPD Ref Value	%RPD	RPD Limit	Qual
Benzene	0.020	0.0020	0.02	0	101	70 - 127				
Ethylbenzene	0.021	0.0020	0.02	0	107	70 - 124				
m,p-Xylene	0.043	0.0040	0.04	0	107	70 - 130				
o-Xylene	0.019	0.0020	0.02	0	94.5	70 - 124				
Toluene	0.021	0.0020	0.02	0	104	70 - 123				
Xylenes, Total	0.062	0.0030	0.06	0	103	70 - 130				
<i>Surr: 1,2-Dichloroethane-d4</i>	<i>0.051</i>	<i>0.0010</i>	<i>0.05</i>	<i>0</i>	<i>102</i>	<i>70 - 126</i>				
<i>Surr: 4-Bromofluorobenzene</i>	<i>0.050</i>	<i>0.0010</i>	<i>0.05</i>	<i>0</i>	<i>99.3</i>	<i>77 - 113</i>				
<i>Surr: Dibromofluoromethane</i>	<i>0.050</i>	<i>0.0010</i>	<i>0.05</i>	<i>0</i>	<i>99.8</i>	<i>77 - 123</i>				
<i>Surr: Toluene-d8</i>	<i>0.052</i>	<i>0.0010</i>	<i>0.05</i>	<i>0</i>	<i>103</i>	<i>82 - 127</i>				

Client: Environmental Resources Mgmt.
Project: Sulphur Dome
WorkOrder: HS25041426

QC BATCH REPORT

Batch ID: R512275 (0) **Instrument:** VOA7 **Method:** LOW LEVEL VOLATILES BY SW8260C

MSD		Sample ID: HS25041341-19MSD			Units: mg/L		Analysis Date: 01-May-2025 07:48			
Client ID:		Run ID: VOA7_512275			SeqNo: 8808564		PrepDate:		DF: 1	
Analyte	Result	PQL	SPK Val	SPK Ref Value	%REC	Control Limit	RPD Ref Value	%RPD	RPD Limit	Qual
Benzene	0.020	0.0020	0.02	0	100	70 - 127	0.02012	0.538	20	
Ethylbenzene	0.022	0.0020	0.02	0	109	70 - 124	0.02141	1.44	20	
m,p-Xylene	0.043	0.0040	0.04	0	107	70 - 130	0.04268	0.082	20	
o-Xylene	0.019	0.0020	0.02	0	93.9	70 - 124	0.01889	0.632	20	
Toluene	0.021	0.0020	0.02	0	104	70 - 123	0.02080	0.326	20	
Xylenes, Total	0.061	0.0030	0.06	0	102	70 - 130	0.06157	0.137	20	
<i>Surr: 1,2-Dichloroethane-d4</i>	<i>0.049</i>	<i>0.0010</i>	<i>0.05</i>	<i>0</i>	<i>97.8</i>	<i>70 - 126</i>	<i>0.05117</i>	<i>4.5</i>	<i>20</i>	
<i>Surr: 4-Bromofluorobenzene</i>	<i>0.050</i>	<i>0.0010</i>	<i>0.05</i>	<i>0</i>	<i>99.2</i>	<i>77 - 113</i>	<i>0.04967</i>	<i>0.185</i>	<i>20</i>	
<i>Surr: Dibromofluoromethane</i>	<i>0.048</i>	<i>0.0010</i>	<i>0.05</i>	<i>0</i>	<i>96.6</i>	<i>77 - 123</i>	<i>0.04991</i>	<i>3.32</i>	<i>20</i>	
<i>Surr: Toluene-d8</i>	<i>0.052</i>	<i>0.0010</i>	<i>0.05</i>	<i>0</i>	<i>103</i>	<i>82 - 127</i>	<i>0.05155</i>	<i>0.0155</i>	<i>20</i>	

The following samples were analyzed in this batch:

HS25041426-01	HS25041426-03	HS25041426-04	HS25041426-05
HS25041426-06	HS25041426-07	HS25041426-08	HS25041426-09
HS25041426-11			

Client: Environmental Resources Mgmt.
Project: Sulphur Dome
WorkOrder: HS25041426

QC BATCH REPORT

Batch ID: R512317 (0) **Instrument:** VOA4 **Method:** LOW LEVEL VOLATILES BY SW8260C

MBLK Sample ID: **VBLKW-250501** Units: **mg/L** Analysis Date: **01-May-2025 10:35**
 Client ID: Run ID: **VOA4_512317** SeqNo: **8809408** PrepDate: DF: **1**
 Analyte Result PQL SPK Val SPK Ref Value %REC Control Limit RPD Ref Value %RPD RPD Limit Qual

Benzene	U	0.0020								
Ethylbenzene	U	0.0020								
m,p-Xylene	U	0.0040								
o-Xylene	U	0.0020								
Toluene	U	0.0020								
Xylenes, Total	0	0.0030								
<i>Surr: 1,2-Dichloroethane-d4</i>	<i>0.043</i>	<i>0.0010</i>	<i>0.05</i>	<i>0</i>	<i>86.7</i>	<i>70 - 123</i>				
<i>Surr: 4-Bromofluorobenzene</i>	<i>0.046</i>	<i>0.0010</i>	<i>0.05</i>	<i>0</i>	<i>92.3</i>	<i>77 - 113</i>				
<i>Surr: Dibromofluoromethane</i>	<i>0.047</i>	<i>0.0010</i>	<i>0.05</i>	<i>0</i>	<i>93.5</i>	<i>73 - 126</i>				
<i>Surr: Toluene-d8</i>	<i>0.052</i>	<i>0.0010</i>	<i>0.05</i>	<i>0</i>	<i>104</i>	<i>81 - 120</i>				

LCS Sample ID: **VLCSW-250501** Units: **mg/L** Analysis Date: **01-May-2025 09:33**
 Client ID: Run ID: **VOA4_512317** SeqNo: **8809412** PrepDate: DF: **1**
 Analyte Result PQL SPK Val SPK Ref Value %REC Control Limit RPD Ref Value %RPD RPD Limit Qual

Benzene	0.019	0.0020	0.02	0	95.8	74 - 120				
Ethylbenzene	0.020	0.0020	0.02	0	102	77 - 117				
m,p-Xylene	0.042	0.0040	0.04	0	104	77 - 122				
o-Xylene	0.021	0.0020	0.02	0	107	75 - 119				
Toluene	0.020	0.0020	0.02	0	100	77 - 118				
Xylenes, Total	0.063	0.0030	0.06	0	105	75 - 122				
<i>Surr: 1,2-Dichloroethane-d4</i>	<i>0.044</i>	<i>0.0010</i>	<i>0.05</i>	<i>0</i>	<i>87.9</i>	<i>70 - 123</i>				
<i>Surr: 4-Bromofluorobenzene</i>	<i>0.046</i>	<i>0.0010</i>	<i>0.05</i>	<i>0</i>	<i>93.0</i>	<i>77 - 113</i>				
<i>Surr: Dibromofluoromethane</i>	<i>0.046</i>	<i>0.0010</i>	<i>0.05</i>	<i>0</i>	<i>92.5</i>	<i>73 - 126</i>				
<i>Surr: Toluene-d8</i>	<i>0.051</i>	<i>0.0010</i>	<i>0.05</i>	<i>0</i>	<i>102</i>	<i>81 - 120</i>				

Client: Environmental Resources Mgmt.
Project: Sulphur Dome
WorkOrder: HS25041426

QC BATCH REPORT

Batch ID: R512317 (0) **Instrument:** VOA4 **Method:** LOW LEVEL VOLATILES BY SW8260C

LCSD		Sample ID: VLCS DW-250501			Units: mg/L		Analysis Date: 01-May-2025 09:54			
Client ID:		Run ID: VOA4_512317			SeqNo: 8809413		PrepDate:		DF: 1	
Analyte	Result	PQL	SPK Val	SPK Ref Value	%REC	Control Limit	RPD Ref Value	%RPD	RPD Limit	Qual
Benzene	0.018	0.0020	0.02	0	88.8	74 - 120	0.01917	7.62	20	
Ethylbenzene	0.019	0.0020	0.02	0	94.9	77 - 117	0.02039	7.21	20	
m,p-Xylene	0.039	0.0040	0.04	0	98.4	77 - 122	0.04169	5.76	20	
o-Xylene	0.020	0.0020	0.02	0	99.2	75 - 119	0.02134	7.29	20	
Toluene	0.019	0.0020	0.02	0	94.0	77 - 118	0.02004	6.4	20	
Xylenes, Total	0.059	0.0030	0.06	0	98.7	75 - 122	0.06303	6.27	20	
<i>Surr: 1,2-Dichloroethane-d4</i>	<i>0.043</i>	<i>0.0010</i>	<i>0.05</i>	<i>0</i>	<i>86.9</i>	<i>70 - 123</i>	<i>0.04393</i>	<i>1.11</i>	<i>20</i>	
<i>Surr: 4-Bromofluorobenzene</i>	<i>0.047</i>	<i>0.0010</i>	<i>0.05</i>	<i>0</i>	<i>93.5</i>	<i>77 - 113</i>	<i>0.04650</i>	<i>0.538</i>	<i>20</i>	
<i>Surr: Dibromofluoromethane</i>	<i>0.046</i>	<i>0.0010</i>	<i>0.05</i>	<i>0</i>	<i>92.6</i>	<i>73 - 126</i>	<i>0.04626</i>	<i>0.125</i>	<i>20</i>	
<i>Surr: Toluene-d8</i>	<i>0.051</i>	<i>0.0010</i>	<i>0.05</i>	<i>0</i>	<i>102</i>	<i>81 - 120</i>	<i>0.05101</i>	<i>0.0627</i>	<i>20</i>	

MS		Sample ID: HS25041426-16MS			Units: mg/L		Analysis Date: 01-May-2025 18:05			
Client ID: LDNR-06		Run ID: VOA4_512317			SeqNo: 8810257		PrepDate:		DF: 1	
Analyte	Result	PQL	SPK Val	SPK Ref Value	%REC	Control Limit	RPD Ref Value	%RPD	RPD Limit	Qual
Benzene	0.017	0.0020	0.02	0	85.1	70 - 127				
Ethylbenzene	0.019	0.0020	0.02	0	95.1	70 - 124				
m,p-Xylene	0.038	0.0040	0.04	0	94.8	70 - 130				
o-Xylene	0.019	0.0020	0.02	0	94.7	70 - 124				
Toluene	0.018	0.0020	0.02	0	92.5	70 - 123				
Xylenes, Total	0.057	0.0030	0.06	0	94.8	70 - 130				
<i>Surr: 1,2-Dichloroethane-d4</i>	<i>0.043</i>	<i>0.0010</i>	<i>0.05</i>	<i>0</i>	<i>86.9</i>	<i>70 - 126</i>				
<i>Surr: 4-Bromofluorobenzene</i>	<i>0.045</i>	<i>0.0010</i>	<i>0.05</i>	<i>0</i>	<i>90.0</i>	<i>77 - 113</i>				
<i>Surr: Dibromofluoromethane</i>	<i>0.045</i>	<i>0.0010</i>	<i>0.05</i>	<i>0</i>	<i>90.3</i>	<i>77 - 123</i>				
<i>Surr: Toluene-d8</i>	<i>0.052</i>	<i>0.0010</i>	<i>0.05</i>	<i>0</i>	<i>105</i>	<i>82 - 127</i>				

Client: Environmental Resources Mgmt.
Project: Sulphur Dome
WorkOrder: HS25041426

QC BATCH REPORT

Batch ID: R512317 (0) **Instrument:** VOA4 **Method:** LOW LEVEL VOLATILES BY SW8260C

MSD		Sample ID: HS25041426-16MSD			Units: mg/L		Analysis Date: 01-May-2025 18:26			
Client ID: LDNR-06		Run ID: VOA4_512317			SeqNo: 8810258		PrepDate:		DF: 1	
Analyte	Result	PQL	SPK Val	SPK Ref Value	%REC	Control Limit	RPD Ref Value	%RPD	RPD Limit	Qual
Benzene	0.016	0.0020	0.02	0	81.7	70 - 127	0.01703	4.14	20	
Ethylbenzene	0.018	0.0020	0.02	0	89.6	70 - 124	0.01902	5.99	20	
m,p-Xylene	0.036	0.0040	0.04	0	90.4	70 - 130	0.03792	4.73	20	
o-Xylene	0.018	0.0020	0.02	0	90.5	70 - 124	0.01895	4.53	20	
Toluene	0.017	0.0020	0.02	0	87.0	70 - 123	0.01850	6.06	20	
Xylenes, Total	0.054	0.0030	0.06	0	90.5	70 - 130	0.05687	4.66	20	
<i>Surr: 1,2-Dichloroethane-d4</i>	<i>0.044</i>	<i>0.0010</i>	<i>0.05</i>	<i>0</i>	<i>87.6</i>	<i>70 - 126</i>	<i>0.04344</i>	<i>0.786</i>	<i>20</i>	
<i>Surr: 4-Bromofluorobenzene</i>	<i>0.046</i>	<i>0.0010</i>	<i>0.05</i>	<i>0</i>	<i>92.7</i>	<i>77 - 113</i>	<i>0.04498</i>	<i>2.99</i>	<i>20</i>	
<i>Surr: Dibromofluoromethane</i>	<i>0.046</i>	<i>0.0010</i>	<i>0.05</i>	<i>0</i>	<i>91.1</i>	<i>77 - 123</i>	<i>0.04516</i>	<i>0.891</i>	<i>20</i>	
<i>Surr: Toluene-d8</i>	<i>0.052</i>	<i>0.0010</i>	<i>0.05</i>	<i>0</i>	<i>104</i>	<i>82 - 127</i>	<i>0.05237</i>	<i>1.17</i>	<i>20</i>	

The following samples were analyzed in this batch:

HS25041426-10	HS25041426-13	HS25041426-16	HS25041426-27
HS25041426-28	HS25041426-29	HS25041426-30	HS25041426-31
HS25041426-34	HS25041426-35	HS25041426-36	HS25041426-37
HS25041426-38	HS25041426-39	HS25041426-40	

Client: Environmental Resources Mgmt.
Project: Sulphur Dome
WorkOrder: HS25041426

QC BATCH REPORT

Batch ID: R512346 (0)		Instrument: VOA4		Method: LOW LEVEL VOLATILES BY SW8260C					
MBLK	Sample ID: VBLKW-250501	Units: mg/L			Analysis Date: 01-May-2025 20:52				
Client ID:	Run ID: VOA4_512346	SeqNo: 8810294		PrepDate:			DF: 1		
Analyte	Result	PQL	SPK Val	SPK Ref Value	%REC	Control Limit	RPD Ref Value	%RPD	RPD Limit Qual

Benzene	U	0.0020							
Ethylbenzene	U	0.0020							
m,p-Xylene	U	0.0040							
o-Xylene	U	0.0020							
Toluene	U	0.0020							
Xylenes, Total	0	0.0030							
<i>Surr: 1,2-Dichloroethane-d4</i>	<i>0.042</i>	<i>0.0010</i>	<i>0.05</i>	<i>0</i>	<i>84.9</i>	<i>70 - 123</i>			
<i>Surr: 4-Bromofluorobenzene</i>	<i>0.047</i>	<i>0.0010</i>	<i>0.05</i>	<i>0</i>	<i>93.6</i>	<i>77 - 113</i>			
<i>Surr: Dibromofluoromethane</i>	<i>0.045</i>	<i>0.0010</i>	<i>0.05</i>	<i>0</i>	<i>90.1</i>	<i>73 - 126</i>			
<i>Surr: Toluene-d8</i>	<i>0.052</i>	<i>0.0010</i>	<i>0.05</i>	<i>0</i>	<i>104</i>	<i>81 - 120</i>			

LCS	Sample ID: VLCSW-250501	Units: mg/L			Analysis Date: 01-May-2025 19:50				
Client ID:	Run ID: VOA4_512346	SeqNo: 8810292		PrepDate:			DF: 1		
Analyte	Result	PQL	SPK Val	SPK Ref Value	%REC	Control Limit	RPD Ref Value	%RPD	RPD Limit Qual
Benzene	0.019	0.0020	0.02	0	93.4	74 - 120			
Ethylbenzene	0.020	0.0020	0.02	0	102	77 - 117			
m,p-Xylene	0.041	0.0040	0.04	0	102	77 - 122			
o-Xylene	0.021	0.0020	0.02	0	104	75 - 119			
Toluene	0.020	0.0020	0.02	0	98.9	77 - 118			
Xylenes, Total	0.061	0.0030	0.06	0	102	75 - 122			
<i>Surr: 1,2-Dichloroethane-d4</i>	<i>0.043</i>	<i>0.0010</i>	<i>0.05</i>	<i>0</i>	<i>85.5</i>	<i>70 - 123</i>			
<i>Surr: 4-Bromofluorobenzene</i>	<i>0.045</i>	<i>0.0010</i>	<i>0.05</i>	<i>0</i>	<i>90.7</i>	<i>77 - 113</i>			
<i>Surr: Dibromofluoromethane</i>	<i>0.045</i>	<i>0.0010</i>	<i>0.05</i>	<i>0</i>	<i>90.2</i>	<i>73 - 126</i>			
<i>Surr: Toluene-d8</i>	<i>0.052</i>	<i>0.0010</i>	<i>0.05</i>	<i>0</i>	<i>104</i>	<i>81 - 120</i>			

Client: Environmental Resources Mgmt.
Project: Sulphur Dome
WorkOrder: HS25041426

QC BATCH REPORT

Batch ID: R512346 (0) **Instrument:** VOA4 **Method:** LOW LEVEL VOLATILES BY SW8260C

LCSD	Sample ID: VLCS DW-250501	Units: mg/L			Analysis Date: 01-May-2025 20:10					
Client ID:	Run ID: VOA4_512346	SeqNo: 8810293	PrepDate:	DF: 1						
Analyte	Result	PQL	SPK Val	SPK Ref Value	%REC	Control Limit	RPD Ref Value	%RPD	RPD Limit	Qual
Benzene	0.018	0.0020	0.02	0	88.4	74 - 120	0.01868	5.52	20	
Ethylbenzene	0.020	0.0020	0.02	0	98.0	77 - 117	0.02048	4.38	20	
m,p-Xylene	0.040	0.0040	0.04	0	100	77 - 122	0.04069	1.5	20	
o-Xylene	0.021	0.0020	0.02	0	103	75 - 119	0.02073	0.687	20	
Toluene	0.019	0.0020	0.02	0	96.2	77 - 118	0.01978	2.74	20	
Xylenes, Total	0.061	0.0030	0.06	0	101	75 - 122	0.06142	1.23	20	
<i>Surr: 1,2-Dichloroethane-d4</i>	<i>0.042</i>	<i>0.0010</i>	<i>0.05</i>	<i>0</i>	<i>84.5</i>	<i>70 - 123</i>	<i>0.04275</i>	<i>1.15</i>	<i>20</i>	
<i>Surr: 4-Bromofluorobenzene</i>	<i>0.046</i>	<i>0.0010</i>	<i>0.05</i>	<i>0</i>	<i>92.3</i>	<i>77 - 113</i>	<i>0.04536</i>	<i>1.72</i>	<i>20</i>	
<i>Surr: Dibromofluoromethane</i>	<i>0.046</i>	<i>0.0010</i>	<i>0.05</i>	<i>0</i>	<i>91.1</i>	<i>73 - 126</i>	<i>0.04510</i>	<i>1.01</i>	<i>20</i>	
<i>Surr: Toluene-d8</i>	<i>0.052</i>	<i>0.0010</i>	<i>0.05</i>	<i>0</i>	<i>105</i>	<i>81 - 120</i>	<i>0.05181</i>	<i>1.09</i>	<i>20</i>	

The following samples were analyzed in this batch:

HS25041426-41	HS25041426-42	HS25041426-43	HS25041426-44
HS25041426-45	HS25041426-46		

Client: Environmental Resources Mgmt.
Project: Sulphur Dome
WorkOrder: HS25041426

QC BATCH REPORT

Batch ID: R512436 (0)	Instrument: VOA4	Method: LOW LEVEL VOLATILES BY SW8260C
--------------------------------	-------------------------	---

MBLK	Sample ID: VBLKW-250502	Units: mg/L	Analysis Date: 02-May-2025 10:39						
Client ID:	Run ID: VOA4_512436	SeqNo: 8811978	PrepDate: DF: 1						
Analyte	Result	PQL	SPK Val	SPK Ref Value	%REC	Control Limit	RPD Ref Value	RPD %RPD	RPD Limit Qual
Benzene	U	0.0020							
Ethylbenzene	U	0.0020							
m,p-Xylene	U	0.0040							
o-Xylene	U	0.0020							
Toluene	U	0.0020							
Xylenes, Total	U	0.0030							
<i>Surr: 1,2-Dichloroethane-d4</i>	<i>0.042</i>	<i>0.0010</i>	<i>0.05</i>	<i>0</i>	<i>83.8</i>	<i>70 - 123</i>			
<i>Surr: 4-Bromofluorobenzene</i>	<i>0.046</i>	<i>0.0010</i>	<i>0.05</i>	<i>0</i>	<i>92.9</i>	<i>77 - 113</i>			
<i>Surr: Dibromofluoromethane</i>	<i>0.045</i>	<i>0.0010</i>	<i>0.05</i>	<i>0</i>	<i>91.0</i>	<i>73 - 126</i>			
<i>Surr: Toluene-d8</i>	<i>0.050</i>	<i>0.0010</i>	<i>0.05</i>	<i>0</i>	<i>100</i>	<i>81 - 120</i>			

LCS	Sample ID: VLCSW-250502	Units: mg/L	Analysis Date: 02-May-2025 09:37						
Client ID:	Run ID: VOA4_512436	SeqNo: 8812001	PrepDate: DF: 1						
Analyte	Result	PQL	SPK Val	SPK Ref Value	%REC	Control Limit	RPD Ref Value	RPD %RPD	RPD Limit Qual
Benzene	0.019	0.0020	0.02	0	93.8	74 - 120			
Ethylbenzene	0.021	0.0020	0.02	0	103	77 - 117			
m,p-Xylene	0.042	0.0040	0.04	0	104	77 - 122			
o-Xylene	0.021	0.0020	0.02	0	104	75 - 119			
Toluene	0.020	0.0020	0.02	0	98.4	77 - 118			
Xylenes, Total	0.063	0.0030	0.06	0	104	75 - 122			
<i>Surr: 1,2-Dichloroethane-d4</i>	<i>0.043</i>	<i>0.0010</i>	<i>0.05</i>	<i>0</i>	<i>86.5</i>	<i>70 - 123</i>			
<i>Surr: 4-Bromofluorobenzene</i>	<i>0.046</i>	<i>0.0010</i>	<i>0.05</i>	<i>0</i>	<i>91.8</i>	<i>77 - 113</i>			
<i>Surr: Dibromofluoromethane</i>	<i>0.046</i>	<i>0.0010</i>	<i>0.05</i>	<i>0</i>	<i>91.9</i>	<i>73 - 126</i>			
<i>Surr: Toluene-d8</i>	<i>0.051</i>	<i>0.0010</i>	<i>0.05</i>	<i>0</i>	<i>103</i>	<i>81 - 120</i>			

Client: Environmental Resources Mgmt.
Project: Sulphur Dome
WorkOrder: HS25041426

QC BATCH REPORT

Batch ID: R512436 (0) **Instrument:** VOA4 **Method:** LOW LEVEL VOLATILES BY SW8260C

LCSD		Sample ID: VLCS DW-250502			Units: mg/L		Analysis Date: 02-May-2025 09:58			
Client ID:		Run ID: VOA4_512436			SeqNo: 8812002		PrepDate:		DF: 1	
Analyte	Result	PQL	SPK Val	SPK Ref Value	%REC	Control Limit	RPD Ref Value	%RPD	RPD Limit	Qual
Benzene	0.018	0.0020	0.02	0	90.9	74 - 120	0.01876	3.15	20	
Ethylbenzene	0.020	0.0020	0.02	0	99.8	77 - 117	0.02054	2.85	20	
m,p-Xylene	0.041	0.0040	0.04	0	103	77 - 122	0.04180	1.55	20	
o-Xylene	0.021	0.0020	0.02	0	103	75 - 119	0.02073	0.324	20	
Toluene	0.020	0.0020	0.02	0	98.0	77 - 118	0.01967	0.331	20	
Xylenes, Total	0.062	0.0030	0.06	0	103	75 - 122	0.06253	1.14	20	
<i>Surr: 1,2-Dichloroethane-d4</i>	<i>0.043</i>	<i>0.0010</i>	<i>0.05</i>	<i>0</i>	<i>85.9</i>	<i>70 - 123</i>	<i>0.04323</i>	<i>0.678</i>	<i>20</i>	
<i>Surr: 4-Bromofluorobenzene</i>	<i>0.047</i>	<i>0.0010</i>	<i>0.05</i>	<i>0</i>	<i>93.5</i>	<i>77 - 113</i>	<i>0.04592</i>	<i>1.84</i>	<i>20</i>	
<i>Surr: Dibromofluoromethane</i>	<i>0.046</i>	<i>0.0010</i>	<i>0.05</i>	<i>0</i>	<i>92.9</i>	<i>73 - 126</i>	<i>0.04596</i>	<i>1.03</i>	<i>20</i>	
<i>Surr: Toluene-d8</i>	<i>0.053</i>	<i>0.0010</i>	<i>0.05</i>	<i>0</i>	<i>105</i>	<i>81 - 120</i>	<i>0.05141</i>	<i>2.57</i>	<i>20</i>	

MS		Sample ID: HS25041426-24MS			Units: mg/L		Analysis Date: 02-May-2025 18:05			
Client ID: LDNR-26		Run ID: VOA4_512436			SeqNo: 8811996		PrepDate:		DF: 1	
Analyte	Result	PQL	SPK Val	SPK Ref Value	%REC	Control Limit	RPD Ref Value	%RPD	RPD Limit	Qual
Benzene	0.019	0.0020	0.02	0	95.6	70 - 127				
Ethylbenzene	0.021	0.0020	0.02	0	106	70 - 124				
m,p-Xylene	0.043	0.0040	0.04	0	107	70 - 130				
o-Xylene	0.022	0.0020	0.02	0	108	70 - 124				
Toluene	0.021	0.0020	0.02	0	104	70 - 123				
Xylenes, Total	0.064	0.0030	0.06	0	107	70 - 130				
<i>Surr: 1,2-Dichloroethane-d4</i>	<i>0.042</i>	<i>0.0010</i>	<i>0.05</i>	<i>0</i>	<i>83.6</i>	<i>70 - 126</i>				
<i>Surr: 4-Bromofluorobenzene</i>	<i>0.046</i>	<i>0.0010</i>	<i>0.05</i>	<i>0</i>	<i>92.6</i>	<i>77 - 113</i>				
<i>Surr: Dibromofluoromethane</i>	<i>0.045</i>	<i>0.0010</i>	<i>0.05</i>	<i>0</i>	<i>90.7</i>	<i>77 - 123</i>				
<i>Surr: Toluene-d8</i>	<i>0.052</i>	<i>0.0010</i>	<i>0.05</i>	<i>0</i>	<i>105</i>	<i>82 - 127</i>				

Client: Environmental Resources Mgmt.
Project: Sulphur Dome
WorkOrder: HS25041426

QC BATCH REPORT

Batch ID: R512436 (0) **Instrument:** VOA4 **Method:** LOW LEVEL VOLATILES BY SW8260C

MSD		Sample ID: HS25041426-24MSD			Units: mg/L		Analysis Date: 02-May-2025 18:26			
Client ID: LDNR-26		Run ID: VOA4_512436			SeqNo: 8811997		PrepDate:		DF: 1	
Analyte	Result	PQL	SPK Val	SPK Ref Value	%REC	Control Limit	RPD Ref Value	%RPD	RPD Limit	Qual
Benzene	0.019	0.0020	0.02	0	93.4	70 - 127	0.01912	2.37	20	
Ethylbenzene	0.021	0.0020	0.02	0	103	70 - 124	0.02125	3.03	20	
m,p-Xylene	0.042	0.0040	0.04	0	104	70 - 130	0.04282	3.04	20	
o-Xylene	0.021	0.0020	0.02	0	104	70 - 124	0.02151	3.64	20	
Toluene	0.020	0.0020	0.02	0	99.3	70 - 123	0.02086	4.89	20	
Xylenes, Total	0.062	0.0030	0.06	0	104	70 - 130	0.06433	3.24	20	
<i>Surr: 1,2-Dichloroethane-d4</i>	<i>0.043</i>	<i>0.0010</i>	<i>0.05</i>	<i>0</i>	<i>86.6</i>	<i>70 - 126</i>	<i>0.04178</i>	<i>3.59</i>	<i>20</i>	
<i>Surr: 4-Bromofluorobenzene</i>	<i>0.046</i>	<i>0.0010</i>	<i>0.05</i>	<i>0</i>	<i>91.1</i>	<i>77 - 113</i>	<i>0.04632</i>	<i>1.64</i>	<i>20</i>	
<i>Surr: Dibromofluoromethane</i>	<i>0.046</i>	<i>0.0010</i>	<i>0.05</i>	<i>0</i>	<i>91.6</i>	<i>77 - 123</i>	<i>0.04533</i>	<i>1.08</i>	<i>20</i>	
<i>Surr: Toluene-d8</i>	<i>0.052</i>	<i>0.0010</i>	<i>0.05</i>	<i>0</i>	<i>104</i>	<i>82 - 127</i>	<i>0.05250</i>	<i>0.886</i>	<i>20</i>	

The following samples were analyzed in this batch:

HS25041426-24	HS25041426-32	HS25041426-47	HS25041426-48
HS25041426-49	HS25041426-50	HS25041426-51	HS25041426-52

Client: Environmental Resources Mgmt.
Project: Sulphur Dome
WorkOrder: HS25041426

QC BATCH REPORT

Batch ID: R512443 (0)		Instrument: VOA7		Method: LOW LEVEL VOLATILES BY SW8260C					
MBLK	Sample ID: MBLK-250503	Units: mg/L			Analysis Date: 03-May-2025 12:57				
Client ID:	Run ID: VOA7_512443	SeqNo: 8812305		PrepDate:			DF: 1		
Analyte	Result	PQL	SPK Val	SPK Ref Value	%REC	Control Limit	RPD Ref Value	%RPD	RPD Limit Qual

Benzene	U	0.0020							
Ethylbenzene	U	0.0020							
m,p-Xylene	U	0.0040							
o-Xylene	U	0.0020							
Toluene	U	0.0020							
Xylenes, Total	U	0.0030							
<i>Surr: 1,2-Dichloroethane-d4</i>	<i>0.046</i>	<i>0.0010</i>	<i>0.05</i>	<i>0</i>	<i>91.1</i>	<i>70 - 123</i>			
<i>Surr: 4-Bromofluorobenzene</i>	<i>0.053</i>	<i>0.0010</i>	<i>0.05</i>	<i>0</i>	<i>105</i>	<i>77 - 113</i>			
<i>Surr: Dibromofluoromethane</i>	<i>0.046</i>	<i>0.0010</i>	<i>0.05</i>	<i>0</i>	<i>92.3</i>	<i>73 - 126</i>			
<i>Surr: Toluene-d8</i>	<i>0.052</i>	<i>0.0010</i>	<i>0.05</i>	<i>0</i>	<i>105</i>	<i>81 - 120</i>			

LCS	Sample ID: LCS-25053	Units: mg/L			Analysis Date: 03-May-2025 11:48				
Client ID:	Run ID: VOA7_512443	SeqNo: 8812303		PrepDate:			DF: 1		
Analyte	Result	PQL	SPK Val	SPK Ref Value	%REC	Control Limit	RPD Ref Value	%RPD	RPD Limit Qual

Benzene	0.020	0.0020	0.02	0	101	74 - 120			
Ethylbenzene	0.021	0.0020	0.02	0	104	77 - 117			
m,p-Xylene	0.041	0.0040	0.04	0	101	77 - 122			
o-Xylene	0.019	0.0020	0.02	0	93.3	75 - 119			
Toluene	0.020	0.0020	0.02	0	102	77 - 118			
Xylenes, Total	0.059	0.0030	0.06	0	98.6	75 - 122			
<i>Surr: 1,2-Dichloroethane-d4</i>	<i>0.050</i>	<i>0.0010</i>	<i>0.05</i>	<i>0</i>	<i>101</i>	<i>70 - 123</i>			
<i>Surr: 4-Bromofluorobenzene</i>	<i>0.052</i>	<i>0.0010</i>	<i>0.05</i>	<i>0</i>	<i>104</i>	<i>77 - 113</i>			
<i>Surr: Dibromofluoromethane</i>	<i>0.050</i>	<i>0.0010</i>	<i>0.05</i>	<i>0</i>	<i>99.4</i>	<i>73 - 126</i>			
<i>Surr: Toluene-d8</i>	<i>0.050</i>	<i>0.0010</i>	<i>0.05</i>	<i>0</i>	<i>100</i>	<i>81 - 120</i>			

Client: Environmental Resources Mgmt.
Project: Sulphur Dome
WorkOrder: HS25041426

QC BATCH REPORT

Batch ID: R512443 (0) **Instrument:** VOA7 **Method:** LOW LEVEL VOLATILES BY SW8260C

LCSD		Sample ID: LCSD-250503			Units: mg/L		Analysis Date: 03-May-2025 12:11			
Client ID:		Run ID: VOA7_512443			SeqNo: 8812304		PrepDate:		DF: 1	
Analyte	Result	PQL	SPK Val	SPK Ref Value	%REC	Control Limit	RPD Ref Value	%RPD	RPD Limit	Qual
Benzene	0.020	0.0020	0.02	0	98.0	74 - 120	0.02025	3.23	20	
Ethylbenzene	0.020	0.0020	0.02	0	99.0	77 - 117	0.02073	4.61	20	
m,p-Xylene	0.039	0.0040	0.04	0	98.4	77 - 122	0.04052	2.89	20	
o-Xylene	0.018	0.0020	0.02	0	92.0	75 - 119	0.01865	1.38	20	
Toluene	0.020	0.0020	0.02	0	99.9	77 - 118	0.02031	1.66	20	
Xylenes, Total	0.058	0.0030	0.06	0	96.3	75 - 122	0.05917	2.42	20	
<i>Surr: 1,2-Dichloroethane-d4</i>	<i>0.049</i>	<i>0.0010</i>	<i>0.05</i>	<i>0</i>	<i>97.9</i>	<i>70 - 123</i>	<i>0.05036</i>	<i>2.88</i>	<i>20</i>	
<i>Surr: 4-Bromofluorobenzene</i>	<i>0.050</i>	<i>0.0010</i>	<i>0.05</i>	<i>0</i>	<i>101</i>	<i>77 - 113</i>	<i>0.05203</i>	<i>3.36</i>	<i>20</i>	
<i>Surr: Dibromofluoromethane</i>	<i>0.049</i>	<i>0.0010</i>	<i>0.05</i>	<i>0</i>	<i>97.8</i>	<i>73 - 126</i>	<i>0.04970</i>	<i>1.61</i>	<i>20</i>	
<i>Surr: Toluene-d8</i>	<i>0.052</i>	<i>0.0010</i>	<i>0.05</i>	<i>0</i>	<i>103</i>	<i>81 - 120</i>	<i>0.05008</i>	<i>2.88</i>	<i>20</i>	

MS		Sample ID: HS25041426-33MS			Units: mg/L		Analysis Date: 03-May-2025 21:21			
Client ID: LDNR-14		Run ID: VOA7_512443			SeqNo: 8812324		PrepDate:		DF: 1	
Analyte	Result	PQL	SPK Val	SPK Ref Value	%REC	Control Limit	RPD Ref Value	%RPD	RPD Limit	Qual
Benzene	0.022	0.0020	0.02	0	108	70 - 127				
Ethylbenzene	0.022	0.0020	0.02	0	111	70 - 124				
m,p-Xylene	0.045	0.0040	0.04	0	113	70 - 130				
o-Xylene	0.020	0.0020	0.02	0	99.4	70 - 124				
Toluene	0.022	0.0020	0.02	0	109	70 - 123				
Xylenes, Total	0.065	0.0030	0.06	0	108	70 - 130				
<i>Surr: 1,2-Dichloroethane-d4</i>	<i>0.049</i>	<i>0.0010</i>	<i>0.05</i>	<i>0</i>	<i>98.6</i>	<i>70 - 126</i>				
<i>Surr: 4-Bromofluorobenzene</i>	<i>0.051</i>	<i>0.0010</i>	<i>0.05</i>	<i>0</i>	<i>101</i>	<i>77 - 113</i>				
<i>Surr: Dibromofluoromethane</i>	<i>0.049</i>	<i>0.0010</i>	<i>0.05</i>	<i>0</i>	<i>98.0</i>	<i>77 - 123</i>				
<i>Surr: Toluene-d8</i>	<i>0.051</i>	<i>0.0010</i>	<i>0.05</i>	<i>0</i>	<i>103</i>	<i>82 - 127</i>				

Client: Environmental Resources Mgmt.
Project: Sulphur Dome
WorkOrder: HS25041426

QC BATCH REPORT

Batch ID: R512443 (0) **Instrument:** VOA7 **Method:** LOW LEVEL VOLATILES BY SW8260C

MSD		Sample ID: HS25041426-33MSD			Units: mg/L		Analysis Date: 03-May-2025 21:44			
Client ID: LDNR-14		Run ID: VOA7_512443			SeqNo: 8812325		PrepDate:		DF: 1	
Analyte	Result	PQL	SPK Val	SPK Ref Value	%REC	Control Limit	RPD Ref Value	%RPD	RPD Limit	Qual
Benzene	0.020	0.0020	0.02	0	102	70 - 127	0.02152	5.49	20	
Ethylbenzene	0.021	0.0020	0.02	0	107	70 - 124	0.02225	3.51	20	
m,p-Xylene	0.042	0.0040	0.04	0	106	70 - 130	0.04502	6.28	20	
o-Xylene	0.019	0.0020	0.02	0	94.8	70 - 124	0.01988	4.79	20	
Toluene	0.020	0.0020	0.02	0	102	70 - 123	0.02188	6.63	20	
Xylenes, Total	0.061	0.0030	0.06	0	102	70 - 130	0.06490	5.82	20	
<i>Surr: 1,2-Dichloroethane-d4</i>	<i>0.052</i>	<i>0.0010</i>	<i>0.05</i>	<i>0</i>	<i>103</i>	<i>70 - 126</i>	<i>0.04930</i>	<i>4.44</i>	<i>20</i>	
<i>Surr: 4-Bromofluorobenzene</i>	<i>0.050</i>	<i>0.0010</i>	<i>0.05</i>	<i>0</i>	<i>101</i>	<i>77 - 113</i>	<i>0.05071</i>	<i>0.901</i>	<i>20</i>	
<i>Surr: Dibromofluoromethane</i>	<i>0.050</i>	<i>0.0010</i>	<i>0.05</i>	<i>0</i>	<i>100</i>	<i>77 - 123</i>	<i>0.04902</i>	<i>2.43</i>	<i>20</i>	
<i>Surr: Toluene-d8</i>	<i>0.051</i>	<i>0.0010</i>	<i>0.05</i>	<i>0</i>	<i>101</i>	<i>82 - 127</i>	<i>0.05143</i>	<i>1.44</i>	<i>20</i>	

The following samples were analyzed in this batch: HS25041426-33 HS25041426-53

Client: Environmental Resources Mgmt.
Project: Sulphur Dome
WorkOrder: HS25041426

QC BATCH REPORT

Batch ID: R511949 (0)		Instrument: WetChem_HS		Method: SULFIDE BY SM4500 S2-F						
MBLK	Sample ID: MBLK-R511949	Units: mg/L			Analysis Date: 28-Apr-2025 10:00					
Client ID:		Run ID: WetChem_HS_511949		SeqNo: 8801315		PrepDate:		DF: 1		
Analyte	Result	PQL	SPK Val	SPK Ref Value	%REC	Control Limit	RPD Ref Value	RPD %RPD	RPD Limit Qual	
Sulfide	U	5.00								
LCS	Sample ID: LCS-R511949	Units: mg/L			Analysis Date: 28-Apr-2025 10:00					
Client ID:		Run ID: WetChem_HS_511949		SeqNo: 8801314		PrepDate:		DF: 1		
Analyte	Result	PQL	SPK Val	SPK Ref Value	%REC	Control Limit	RPD Ref Value	RPD %RPD	RPD Limit Qual	
Sulfide	22.56	5.00	25	0	90.2	85 - 115				
LCSD	Sample ID: LCSD-R511949	Units: mg/L			Analysis Date: 28-Apr-2025 10:00					
Client ID:		Run ID: WetChem_HS_511949		SeqNo: 8801313		PrepDate:		DF: 1		
Analyte	Result	PQL	SPK Val	SPK Ref Value	%REC	Control Limit	RPD Ref Value	RPD %RPD	RPD Limit Qual	
Sulfide	22.36	5.00	25	0	89.4	85 - 115	22.56	0.89	20	
MS	Sample ID: HS25041426-16MS	Units: mg/L			Analysis Date: 28-Apr-2025 10:00					
Client ID: LDNR-06		Run ID: WetChem_HS_511949		SeqNo: 8801319		PrepDate:		DF: 1		
Analyte	Result	PQL	SPK Val	SPK Ref Value	%REC	Control Limit	RPD Ref Value	RPD %RPD	RPD Limit Qual	
Sulfide	21.76	5.00	25	-0.64	89.6	80 - 120				
MS	Sample ID: HS25041426-02MS	Units: mg/L			Analysis Date: 28-Apr-2025 10:00					
Client ID: MW-3-500		Run ID: WetChem_HS_511949		SeqNo: 8801317		PrepDate:		DF: 1		
Analyte	Result	PQL	SPK Val	SPK Ref Value	%REC	Control Limit	RPD Ref Value	RPD %RPD	RPD Limit Qual	
Sulfide	22.16	5.00	25	0.36	87.2	80 - 120				
MSD	Sample ID: HS25041426-16MSD	Units: mg/L			Analysis Date: 28-Apr-2025 10:00					
Client ID: LDNR-06		Run ID: WetChem_HS_511949		SeqNo: 8801318		PrepDate:		DF: 1		
Analyte	Result	PQL	SPK Val	SPK Ref Value	%REC	Control Limit	RPD Ref Value	RPD %RPD	RPD Limit Qual	
Sulfide	21.96	5.00	25	-0.64	90.4	80 - 120	21.76	0.915	20	

Client: Environmental Resources Mgmt.
Project: Sulphur Dome
WorkOrder: HS25041426

QC BATCH REPORT

Batch ID: R511949 (0)		Instrument: WetChem_HS		Method: SULFIDE BY SM4500 S2-F					
MSD	Sample ID: HS25041426-02MSD	Units: mg/L			Analysis Date: 28-Apr-2025 10:00				
Client ID: MW-3-500	Run ID: WetChem_HS_511949	SeqNo: 8801316	PrepDate:	DF: 1					
Analyte	Result	PQL	SPK Val	SPK Ref Value	%REC	Control Limit	RPD Ref Value	%RPD	RPD Limit Qual

Sulfide	21.96	5.00	25	0.36	86.4	80 - 120	22.16	0.907	20
---------	-------	------	----	------	------	----------	-------	-------	----

The following samples were analyzed in this batch:

HS25041426-01	HS25041426-02	HS25041426-03	HS25041426-04
HS25041426-05	HS25041426-06	HS25041426-07	HS25041426-08
HS25041426-09	HS25041426-10	HS25041426-11	HS25041426-12
HS25041426-13	HS25041426-14	HS25041426-15	HS25041426-16

Client: Environmental Resources Mgmt.
Project: Sulphur Dome
WorkOrder: HS25041426

QC BATCH REPORT

Batch ID: R511953 (0)		Instrument: WetChem_HS		Method: HYDROGEN SULFIDE BY E376.1						
MBLK	Sample ID: MBLK-R511953	Units: mg/L			Analysis Date: 28-Apr-2025 10:00					
Client ID:		Run ID: WetChem_HS_511953		SeqNo: 8801375		PrepDate:		DF: 1		
Analyte	Result	PQL	SPK Val	SPK Ref Value	%REC	Control Limit	RPD Ref Value	RPD %RPD	RPD Limit Qual	
Hydrogen Sulfide	U	1.00								
LCS	Sample ID: LCS-R511953	Units: mg/L			Analysis Date: 28-Apr-2025 10:00					
Client ID:		Run ID: WetChem_HS_511953		SeqNo: 8801374		PrepDate:		DF: 1		
Analyte	Result	PQL	SPK Val	SPK Ref Value	%REC	Control Limit	RPD Ref Value	RPD %RPD	RPD Limit Qual	
Hydrogen Sulfide	23.97	1.00	26.56	0	90.2	80 - 120				
LCSD	Sample ID: LCSD-R511953	Units: mg/L			Analysis Date: 28-Apr-2025 10:00					
Client ID:		Run ID: WetChem_HS_511953		SeqNo: 8801373		PrepDate:		DF: 1		
Analyte	Result	PQL	SPK Val	SPK Ref Value	%REC	Control Limit	RPD Ref Value	RPD %RPD	RPD Limit Qual	
Hydrogen Sulfide	23.76	1.00	26.56	0	89.4	80 - 120	23.97	0.89	20	
MS	Sample ID: HS25041426-16MS	Units: mg/L			Analysis Date: 28-Apr-2025 10:00					
Client ID: LDNR-06		Run ID: WetChem_HS_511953		SeqNo: 8801379		PrepDate:		DF: 1		
Analyte	Result	PQL	SPK Val	SPK Ref Value	%REC	Control Limit	RPD Ref Value	RPD %RPD	RPD Limit Qual	
Hydrogen Sulfide	23.12	1.00	26.56	-0.68	89.6	80 - 120				
MS	Sample ID: HS25041426-02MS	Units: mg/L			Analysis Date: 28-Apr-2025 10:00					
Client ID: MW-3-500		Run ID: WetChem_HS_511953		SeqNo: 8801377		PrepDate:		DF: 1		
Analyte	Result	PQL	SPK Val	SPK Ref Value	%REC	Control Limit	RPD Ref Value	RPD %RPD	RPD Limit Qual	
Hydrogen Sulfide	23.54	1.00	26.56	0.3825	87.2	80 - 120				
MSD	Sample ID: HS25041426-16MSD	Units: mg/L			Analysis Date: 28-Apr-2025 10:00					
Client ID: LDNR-06		Run ID: WetChem_HS_511953		SeqNo: 8801378		PrepDate:		DF: 1		
Analyte	Result	PQL	SPK Val	SPK Ref Value	%REC	Control Limit	RPD Ref Value	RPD %RPD	RPD Limit Qual	
Hydrogen Sulfide	23.33	1.00	26.56	-0.68	90.4	80 - 120	23.12	0.915	20	

Client: Environmental Resources Mgmt.
Project: Sulphur Dome
WorkOrder: HS25041426

QC BATCH REPORT

Batch ID: R511953 (0) **Instrument:** WetChem_HS **Method:** HYDROGEN SULFIDE BY E376.1

MSD Sample ID: **HS25041426-02MSD** Units: **mg/L** Analysis Date: **28-Apr-2025 10:00**
Client ID: **MW-3-500** Run ID: **WetChem_HS_511953** SeqNo: **8801376** PrepDate: DF: **1**
Analyte **Result** **PQL** **SPK Val** **SPK Ref Value** **%REC** **Control Limit** **RPD Ref Value** **%RPD** **RPD Limit Qual**

Hydrogen Sulfide 23.33 1.00 26.56 0.3825 86.4 80 - 120 23.54 0.907 20

The following samples were analyzed in this batch:

HS25041426-01	HS25041426-02	HS25041426-03	HS25041426-04
HS25041426-05	HS25041426-06	HS25041426-07	HS25041426-08
HS25041426-09	HS25041426-10	HS25041426-11	HS25041426-12
HS25041426-13	HS25041426-14	HS25041426-15	HS25041426-16

Client: Environmental Resources Mgmt.
Project: Sulphur Dome
WorkOrder: HS25041426

QC BATCH REPORT

Batch ID: R511998 (0)	Instrument: WetChem_HS	Method: SULFIDE BY SM4500 S2-F
--------------------------------	-------------------------------	---------------------------------------

MBLK	Sample ID: MBLK-R511998	Units: mg/L	Analysis Date: 28-Apr-2025 10:00							
Client ID:	Run ID: WetChem_HS_511998	SeqNo: 8802129	PrepDate: DF: 1							
Analyte	Result	PQL	SPK Val	SPK Ref Value	%REC	Control Limit	RPD Ref Value	RPD %RPD	RPD Limit	Qual

Sulfide U 5.00

LCS	Sample ID: LCS-R511998	Units: mg/L	Analysis Date: 28-Apr-2025 10:00							
Client ID:	Run ID: WetChem_HS_511998	SeqNo: 8802128	PrepDate: DF: 1							
Analyte	Result	PQL	SPK Val	SPK Ref Value	%REC	Control Limit	RPD Ref Value	RPD %RPD	RPD Limit	Qual

Sulfide 22.56 5.00 25 0 90.2 85 - 115

LCSD	Sample ID: LCSD-R511998	Units: mg/L	Analysis Date: 28-Apr-2025 10:00							
Client ID:	Run ID: WetChem_HS_511998	SeqNo: 8802127	PrepDate: DF: 1							
Analyte	Result	PQL	SPK Val	SPK Ref Value	%REC	Control Limit	RPD Ref Value	RPD %RPD	RPD Limit	Qual

Sulfide 22.36 5.00 25 0 89.4 85 - 115 22.56 0.89 20

MS	Sample ID: HS25041426-24MS	Units: mg/L	Analysis Date: 28-Apr-2025 10:00							
Client ID: LDNR-26	Run ID: WetChem_HS_511998	SeqNo: 8802131	PrepDate: DF: 1							
Analyte	Result	PQL	SPK Val	SPK Ref Value	%REC	Control Limit	RPD Ref Value	RPD %RPD	RPD Limit	Qual

Sulfide 22.16 5.00 25 -0.04 88.8 80 - 120

MSD	Sample ID: HS25041426-24MSD	Units: mg/L	Analysis Date: 28-Apr-2025 10:00							
Client ID: LDNR-26	Run ID: WetChem_HS_511998	SeqNo: 8802130	PrepDate: DF: 1							
Analyte	Result	PQL	SPK Val	SPK Ref Value	%REC	Control Limit	RPD Ref Value	RPD %RPD	RPD Limit	Qual

Sulfide 21.96 5.00 25 -0.04 88.0 80 - 120 22.16 0.907 20

The following samples were analyzed in this batch:	HS25041426-17	HS25041426-18	HS25041426-19	HS25041426-20
	HS25041426-21	HS25041426-22	HS25041426-23	HS25041426-24
	HS25041426-25	HS25041426-26	HS25041426-27	HS25041426-28
	HS25041426-29	HS25041426-30	HS25041426-31	HS25041426-32
	HS25041426-33	HS25041426-34		

Client: Environmental Resources Mgmt.
Project: Sulphur Dome
WorkOrder: HS25041426

QC BATCH REPORT

Batch ID: R512000 (0)	Instrument: WetChem_HS	Method: HYDROGEN SULFIDE BY E376.1
--------------------------------	-------------------------------	---

MBLK	Sample ID: MBLK-R512000	Units: mg/L	Analysis Date: 28-Apr-2025 10:00							
Client ID:	Run ID: WetChem_HS_512000	SeqNo: 8802175	PrepDate: DF: 1							
Analyte	Result	PQL	SPK Val	SPK Ref Value	%REC	Control Limit	RPD Ref Value	RPD %RPD	RPD Limit	Qual

Hydrogen Sulfide U 1.00

LCS	Sample ID: LCS-R512000	Units: mg/L	Analysis Date: 28-Apr-2025 10:00							
Client ID:	Run ID: WetChem_HS_512000	SeqNo: 8802174	PrepDate: DF: 1							
Analyte	Result	PQL	SPK Val	SPK Ref Value	%REC	Control Limit	RPD Ref Value	RPD %RPD	RPD Limit	Qual

Hydrogen Sulfide 23.97 1.00 26.56 0 90.2 80 - 120

LCSD	Sample ID: LCSD-R512000	Units: mg/L	Analysis Date: 28-Apr-2025 10:00							
Client ID:	Run ID: WetChem_HS_512000	SeqNo: 8802173	PrepDate: DF: 1							
Analyte	Result	PQL	SPK Val	SPK Ref Value	%REC	Control Limit	RPD Ref Value	RPD %RPD	RPD Limit	Qual

Hydrogen Sulfide 23.76 1.00 26.56 0 89.4 80 - 120 23.97 0.89 20

MS	Sample ID: HS25041426-24MS	Units: mg/L	Analysis Date: 28-Apr-2025 10:00							
Client ID: LDNR-26	Run ID: WetChem_HS_512000	SeqNo: 8802177	PrepDate: DF: 1							
Analyte	Result	PQL	SPK Val	SPK Ref Value	%REC	Control Limit	RPD Ref Value	RPD %RPD	RPD Limit	Qual

Hydrogen Sulfide 23.54 1.00 26.56 -0.0425 88.8 80 - 120

MSD	Sample ID: HS25041426-24MSD	Units: mg/L	Analysis Date: 28-Apr-2025 10:00							
Client ID: LDNR-26	Run ID: WetChem_HS_512000	SeqNo: 8802176	PrepDate: DF: 1							
Analyte	Result	PQL	SPK Val	SPK Ref Value	%REC	Control Limit	RPD Ref Value	RPD %RPD	RPD Limit	Qual

Hydrogen Sulfide 23.33 1.00 26.56 -0.0425 88.0 80 - 120 23.54 0.907 20

The following samples were analyzed in this batch:	HS25041426-17	HS25041426-18	HS25041426-19	HS25041426-20
	HS25041426-21	HS25041426-22	HS25041426-23	HS25041426-24
	HS25041426-25	HS25041426-26	HS25041426-27	HS25041426-28
	HS25041426-29	HS25041426-30	HS25041426-31	HS25041426-32
	HS25041426-33	HS25041426-34		

Client: Environmental Resources Mgmt.
Project: Sulphur Dome
WorkOrder: HS25041426

QC BATCH REPORT

Batch ID: R512008 (0)	Instrument: Balance1	Method: TOTAL DISSOLVED SOLIDS BY SM2540C
--------------------------------	-----------------------------	--

MBLK	Sample ID: WMBLK-04282025	Units: mg/L	Analysis Date: 28-Apr-2025 10:30							
Client ID:	Run ID: Balance1_512008	SeqNo: 8802258	PrepDate: DF: 1							
Analyte	Result	PQL	SPK Val	SPK Ref Value	%REC	Control Limit	RPD Ref Value	%RPD	RPD Limit	Qual

Total Dissolved Solids (Residue, Filterable) U 10.0

LCS	Sample ID: WLCS-04282025	Units: mg/L	Analysis Date: 28-Apr-2025 10:30							
Client ID:	Run ID: Balance1_512008	SeqNo: 8802257	PrepDate: DF: 1							
Analyte	Result	PQL	SPK Val	SPK Ref Value	%REC	Control Limit	RPD Ref Value	%RPD	RPD Limit	Qual

Total Dissolved Solids (Residue, Filterable) 992 10.0 1000 0 99.2 85 - 115

DUP	Sample ID: HS25041426-24DUP	Units: mg/L	Analysis Date: 28-Apr-2025 10:30							
Client ID: LDNR-26	Run ID: Balance1_512008	SeqNo: 8802253	PrepDate: DF: 1							
Analyte	Result	PQL	SPK Val	SPK Ref Value	%REC	Control Limit	RPD Ref Value	%RPD	RPD Limit	Qual

Total Dissolved Solids (Residue, Filterable) 132 10.0 130 1.53 20

DUP	Sample ID: HS25041426-02DUP	Units: mg/L	Analysis Date: 28-Apr-2025 10:30							
Client ID: MW-3-500	Run ID: Balance1_512008	SeqNo: 8802238	PrepDate: DF: 1							
Analyte	Result	PQL	SPK Val	SPK Ref Value	%REC	Control Limit	RPD Ref Value	%RPD	RPD Limit	Qual

Total Dissolved Solids (Residue, Filterable) 2580 10.0 2540 1.56 20

The following samples were analyzed in this batch:	HS25041426-01	HS25041426-02	HS25041426-03	HS25041426-04
	HS25041426-05	HS25041426-06	HS25041426-07	HS25041426-08
	HS25041426-09	HS25041426-17	HS25041426-18	HS25041426-19
	HS25041426-20	HS25041426-21	HS25041426-23	HS25041426-24
	HS25041426-25	HS25041426-26	HS25041426-27	

Client: Environmental Resources Mgmt.
Project: Sulphur Dome
WorkOrder: HS25041426

QC BATCH REPORT

Batch ID: R512040 (0) **Instrument:** Balance1 **Method:** TOTAL DISSOLVED SOLIDS BY SM2540C

MBLK Sample ID: **WMBLK-04282025** Units: **mg/L** Analysis Date: **28-Apr-2025 12:00**
 Client ID: Run ID: **Balance1_512040** SeqNo: **8803057** PrepDate: DF: **1**
 Analyte Result PQL SPK Val SPK Ref Value %REC Control Limit RPD Ref Value %RPD RPD Limit Qual

Total Dissolved Solids (Residue, Filterable) U 10.0

LCS Sample ID: **WLCS-04282025** Units: **mg/L** Analysis Date: **28-Apr-2025 12:00**
 Client ID: Run ID: **Balance1_512040** SeqNo: **8803056** PrepDate: DF: **1**
 Analyte Result PQL SPK Val SPK Ref Value %REC Control Limit RPD Ref Value %RPD RPD Limit Qual

Total Dissolved Solids (Residue, Filterable) 1012 10.0 1000 0 101 85 - 115

DUP Sample ID: **HS25041426-38DUP** Units: **mg/L** Analysis Date: **28-Apr-2025 12:00**
 Client ID: **PPG-7B-BS** Run ID: **Balance1_512040** SeqNo: **8803055** PrepDate: DF: **1**
 Analyte Result PQL SPK Val SPK Ref Value %REC Control Limit RPD Ref Value %RPD RPD Limit Qual

Total Dissolved Solids (Residue, Filterable) 97980 10.0 87220 11.6 20

DUP Sample ID: **HS25041426-16DUP** Units: **mg/L** Analysis Date: **28-Apr-2025 12:00**
 Client ID: **LDNR-06** Run ID: **Balance1_512040** SeqNo: **8803042** PrepDate: DF: **1**
 Analyte Result PQL SPK Val SPK Ref Value %REC Control Limit RPD Ref Value %RPD RPD Limit Qual

Total Dissolved Solids (Residue, Filterable) 1168 10.0 1180 1.02 20

The following samples were analyzed in this batch:

HS25041426-10	HS25041426-11	HS25041426-12	HS25041426-13
HS25041426-14	HS25041426-15	HS25041426-16	HS25041426-22
HS25041426-28	HS25041426-29	HS25041426-30	HS25041426-31
HS25041426-32	HS25041426-33	HS25041426-34	HS25041426-35
HS25041426-36	HS25041426-37	HS25041426-38	

Client: Environmental Resources Mgmt.
Project: Sulphur Dome
WorkOrder: HS25041426

QC BATCH REPORT

Batch ID: R512050 (0)	Instrument: WetChem_HS	Method: SULFIDE BY SM4500 S2-F
--------------------------------	-------------------------------	---------------------------------------

MBLK	Sample ID: MBLK-R512050	Units: mg/L	Analysis Date: 29-Apr-2025 10:30							
Client ID:	Run ID: WetChem_HS_512050	SeqNo: 8803287	PrepDate: DF: 1							
Analyte	Result	PQL	SPK Val	SPK Ref Value	%REC	Control Limit	RPD Ref Value	RPD %RPD	RPD Limit	Qual

Sulfide U 5.00

LCS	Sample ID: LCS-R512050	Units: mg/L	Analysis Date: 29-Apr-2025 10:30							
Client ID:	Run ID: WetChem_HS_512050	SeqNo: 8803286	PrepDate: DF: 1							
Analyte	Result	PQL	SPK Val	SPK Ref Value	%REC	Control Limit	RPD Ref Value	RPD %RPD	RPD Limit	Qual

Sulfide 22.16 5.00 25 0 88.6 85 - 115

LCSD	Sample ID: LCSD-R512050	Units: mg/L	Analysis Date: 29-Apr-2025 10:30							
Client ID:	Run ID: WetChem_HS_512050	SeqNo: 8803285	PrepDate: DF: 1							
Analyte	Result	PQL	SPK Val	SPK Ref Value	%REC	Control Limit	RPD Ref Value	RPD %RPD	RPD Limit	Qual

Sulfide 21.96 5.00 25 0 87.8 85 - 115 22.16 0.907 20

MS	Sample ID: HS25040589-08MS	Units: mg/L	Analysis Date: 29-Apr-2025 10:30							
Client ID:	Run ID: WetChem_HS_512050	SeqNo: 8803288	PrepDate: DF: 1							
Analyte	Result	PQL	SPK Val	SPK Ref Value	%REC	Control Limit	RPD Ref Value	RPD %RPD	RPD Limit	Qual

Sulfide 21.76 5.00 25 -0.64 89.6 80 - 120

The following samples were analyzed in this batch: HS25041426-35 HS25041426-36 HS25041426-37 HS25041426-38

Client: Environmental Resources Mgmt.
Project: Sulphur Dome
WorkOrder: HS25041426

QC BATCH REPORT

Batch ID: R512054 (0)	Instrument: WetChem_HS	Method: HYDROGEN SULFIDE BY E376.1
--------------------------------	-------------------------------	---

MBLK	Sample ID: MBLK-R512054	Units: mg/L	Analysis Date: 29-Apr-2025 10:16							
Client ID:	Run ID: WetChem_HS_512054	SeqNo: 8803315	PrepDate: DF: 1							
Analyte	Result	PQL	SPK Val	SPK Ref Value	%REC	Control Limit	RPD Ref Value	RPD %RPD	RPD Limit	Qual

Hydrogen Sulfide U 1.00

LCS	Sample ID: LCS-R512054	Units: mg/L	Analysis Date: 29-Apr-2025 10:16							
Client ID:	Run ID: WetChem_HS_512054	SeqNo: 8803314	PrepDate: DF: 1							
Analyte	Result	PQL	SPK Val	SPK Ref Value	%REC	Control Limit	RPD Ref Value	RPD %RPD	RPD Limit	Qual

Hydrogen Sulfide 23.54 1.00 26.56 0 88.6 80 - 120

LCSD	Sample ID: LCSD-R512054	Units: mg/L	Analysis Date: 29-Apr-2025 10:16							
Client ID:	Run ID: WetChem_HS_512054	SeqNo: 8803313	PrepDate: DF: 1							
Analyte	Result	PQL	SPK Val	SPK Ref Value	%REC	Control Limit	RPD Ref Value	RPD %RPD	RPD Limit	Qual

Hydrogen Sulfide 23.33 1.00 26.56 0 87.8 80 - 120 23.54 0.907 20

The following samples were analyzed in this batch: HS25041426-35 HS25041426-36 HS25041426-37 HS25041426-38

Client: Environmental Resources Mgmt.
Project: Sulphur Dome
WorkOrder: HS25041426

QC BATCH REPORT

Batch ID: R512111 (0) **Instrument:** Skalar 03 **Method:** PH BY SM4500H+ B

DUP	Sample ID: HS25041426-02DUP	Units: pH Units		Analysis Date: 29-Apr-2025 08:10						
Client ID: MW-3-500	Run ID: Skalar 03_512111	SeqNo: 8804401	PrepDate:	DF: 1						
Analyte	Result	PQL	SPK Val	SPK Ref Value	%REC	Control Limit	RPD Ref Value	%RPD	RPD Limit	Qual
pH	7.91	1.00					7.93	0.253	10	
Temp Deg C @pH	23.2	0					23.2	0	10	

The following samples were analyzed in this batch:

HS25041426-01	HS25041426-02	HS25041426-03	HS25041426-04
HS25041426-05	HS25041426-06	HS25041426-07	HS25041426-08
HS25041426-09	HS25041426-10	HS25041426-11	HS25041426-12
HS25041426-13	HS25041426-14	HS25041426-15	

Client: Environmental Resources Mgmt.
Project: Sulphur Dome
WorkOrder: HS25041426

QC BATCH REPORT

Batch ID: R512115 (0) **Instrument:** Skalar 03 **Method:** PH BY SM4500H+ B

DUP	Sample ID: HS25041426-24DUP	Units: pH Units		Analysis Date: 29-Apr-2025 11:15						
Client ID: LDNR-26	Run ID: Skalar 03_512115	SeqNo: 8804479	PrepDate:	DF: 1						
Analyte	Result	PQL	SPK Val	SPK Ref Value	%REC	Control Limit	RPD Ref Value	%RPD	RPD Limit	Qual
pH	7.94	1.00					7.95	0.126	10	
Temp Deg C @pH	23.3	0					23.3	0	10	

DUP	Sample ID: HS25041426-16DUP	Units: pH Units		Analysis Date: 29-Apr-2025 10:14						
Client ID: LDNR-06	Run ID: Skalar 03_512115	SeqNo: 8804469	PrepDate:	DF: 1						
Analyte	Result	PQL	SPK Val	SPK Ref Value	%REC	Control Limit	RPD Ref Value	%RPD	RPD Limit	Qual
pH	8.47	1.00					8.45	0.236	10	
Temp Deg C @pH	23.2	0					23.3	0.43	10	

The following samples were analyzed in this batch:

HS25041426-16	HS25041426-17	HS25041426-18	HS25041426-19
HS25041426-20	HS25041426-21	HS25041426-22	HS25041426-23
HS25041426-24	HS25041426-25	HS25041426-26	HS25041426-27
HS25041426-28	HS25041426-29	HS25041426-30	

Client: Environmental Resources Mgmt.
Project: Sulphur Dome
WorkOrder: HS25041426

QC BATCH REPORT

Batch ID: R512116 (0) **Instrument:** Skalar 03 **Method:** PH BY SM4500H+ B

DUP Sample ID: **HS25041381-06DUP** Units: **pH Units** Analysis Date: **29-Apr-2025 14:00**
 Client ID: Run ID: **Skalar 03_512116** SeqNo: **8804504** PrepDate: DF: **1**
 Analyte Result PQL SPK Val SPK Ref Value %REC Control Limit RPD Ref Value %RPD RPD Limit Qual

pH	8.4	1.00						8.41	0.119	10
Temp Deg C @pH	23.6	0						23.6	0	10

The following samples were analyzed in this batch:

HS25041426-31	HS25041426-32	HS25041426-33	HS25041426-34
HS25041426-35	HS25041426-36	HS25041426-37	HS25041426-38

Client: Environmental Resources Mgmt.
Project: Sulphur Dome
WorkOrder: HS25041426

QC BATCH REPORT

Batch ID: R512144 (0)	Instrument: Skalar 03	Method: ALKALINITY BY SM2320B
--------------------------------	------------------------------	--------------------------------------

MBLK	Sample ID: MBLK-04292025	Units: mg/L	Analysis Date: 29-Apr-2025 07:35							
Client ID:	Run ID: Skalar 03_512144	SeqNo: 8805237	PrepDate: DF: 1							
Analyte	Result	PQL	SPK Val	SPK Ref Value	%REC	Control Limit	RPD Ref Value	RPD %RPD	RPD Limit	Qual
Alkalinity, Bicarbonate (As CaCO3)	U	10.0								
Alkalinity, Carbonate (As CaCO3)	U	10.0								

LCS	Sample ID: LCS-04292025	Units: mg/L	Analysis Date: 29-Apr-2025 07:41							
Client ID:	Run ID: Skalar 03_512144	SeqNo: 8805238	PrepDate: DF: 1							
Analyte	Result	PQL	SPK Val	SPK Ref Value	%REC	Control Limit	RPD Ref Value	RPD %RPD	RPD Limit	Qual
Alkalinity, Carbonate (As CaCO3)	922.8	10.0	1000	0	92.3	85 - 115				

LCSD	Sample ID: LCSD-04292025	Units: mg/L	Analysis Date: 29-Apr-2025 07:48							
Client ID:	Run ID: Skalar 03_512144	SeqNo: 8805239	PrepDate: DF: 1							
Analyte	Result	PQL	SPK Val	SPK Ref Value	%REC	Control Limit	RPD Ref Value	RPD %RPD	RPD Limit	Qual
Alkalinity, Carbonate (As CaCO3)	928	10.0	1000	0	92.8	85 - 115	922.8	0.562	20	

DUP	Sample ID: HS25041426-02DUP	Units: mg/L	Analysis Date: 29-Apr-2025 08:10							
Client ID: MW-3-500	Run ID: Skalar 03_512144	SeqNo: 8805243	PrepDate: DF: 1							
Analyte	Result	PQL	SPK Val	SPK Ref Value	%REC	Control Limit	RPD Ref Value	RPD %RPD	RPD Limit	Qual
Alkalinity, Bicarbonate (As CaCO3)	15	10.0					14.9	0.669	20	
Alkalinity, Carbonate (As CaCO3)	U	10.0					0	0	20	

The following samples were analyzed in this batch:

HS25041426-01	HS25041426-02	HS25041426-03	HS25041426-04
HS25041426-05	HS25041426-06	HS25041426-07	HS25041426-08
HS25041426-09	HS25041426-10	HS25041426-11	HS25041426-12
HS25041426-13	HS25041426-14	HS25041426-15	

Client: Environmental Resources Mgmt.
Project: Sulphur Dome
WorkOrder: HS25041426

QC BATCH REPORT

Batch ID: R512145 (0)		Instrument: Skalar 03		Method: ALKALINITY BY SM2320B					
MBLK	Sample ID: MBLK-04292025	Units: mg/L		Analysis Date: 29-Apr-2025 09:51					
Client ID:	Run ID: Skalar 03_512145	SeqNo: 8805279		PrepDate:		DF: 1			
Analyte	Result	PQL	SPK Val	SPK Ref Value	%REC	Control Limit	RPD Ref Value	%RPD	RPD Limit Qual

Alkalinity, Bicarbonate (As CaCO3)	U	10.0							
Alkalinity, Carbonate (As CaCO3)	U	10.0							

LCS	Sample ID: LCS-04292025	Units: mg/L		Analysis Date: 29-Apr-2025 09:57					
Client ID:	Run ID: Skalar 03_512145	SeqNo: 8805280		PrepDate:		DF: 1			
Analyte	Result	PQL	SPK Val	SPK Ref Value	%REC	Control Limit	RPD Ref Value	%RPD	RPD Limit Qual

Alkalinity, Carbonate (As CaCO3)	928.8	10.0	1000	0	92.9	85 - 115			
----------------------------------	-------	------	------	---	------	----------	--	--	--

LCSD	Sample ID: LCSD-04292025	Units: mg/L		Analysis Date: 29-Apr-2025 10:04					
Client ID:	Run ID: Skalar 03_512145	SeqNo: 8805259		PrepDate:		DF: 1			
Analyte	Result	PQL	SPK Val	SPK Ref Value	%REC	Control Limit	RPD Ref Value	%RPD	RPD Limit Qual

Alkalinity, Carbonate (As CaCO3)	908	10.0	1000	0	90.8	85 - 115	928.8	2.26	20
----------------------------------	-----	------	------	---	------	----------	-------	------	----

DUP	Sample ID: HS25041426-24DUP	Units: mg/L		Analysis Date: 29-Apr-2025 11:15					
Client ID: LDNR-26	Run ID: Skalar 03_512145	SeqNo: 8805271		PrepDate:		DF: 1			
Analyte	Result	PQL	SPK Val	SPK Ref Value	%REC	Control Limit	RPD Ref Value	%RPD	RPD Limit Qual

Alkalinity, Bicarbonate (As CaCO3)	40.4	10.0					40.2	0.496	20
Alkalinity, Carbonate (As CaCO3)	U	10.0					0	0	20

DUP	Sample ID: HS25041426-16DUP	Units: mg/L		Analysis Date: 29-Apr-2025 10:14					
Client ID: LDNR-06	Run ID: Skalar 03_512145	SeqNo: 8805261		PrepDate:		DF: 1			
Analyte	Result	PQL	SPK Val	SPK Ref Value	%REC	Control Limit	RPD Ref Value	%RPD	RPD Limit Qual

Alkalinity, Bicarbonate (As CaCO3)	138.5	10.0					140.6	1.5	20
Alkalinity, Carbonate (As CaCO3)	9.6	10.0					8.8	0	20

The following samples were analyzed in this batch:

HS25041426-16	HS25041426-17	HS25041426-18	HS25041426-19
HS25041426-20	HS25041426-21	HS25041426-22	HS25041426-23
HS25041426-24	HS25041426-25	HS25041426-26	HS25041426-27
HS25041426-28	HS25041426-29	HS25041426-30	

Client: Environmental Resources Mgmt.
Project: Sulphur Dome
WorkOrder: HS25041426

QC BATCH REPORT

Batch ID: R512146 (0)		Instrument: Skalar 03		Method: ALKALINITY BY SM2320B					
MBLK	Sample ID: MBLK-04292025	Units: mg/L		Analysis Date: 29-Apr-2025 12:07					
Client ID:	Run ID: Skalar 03_512146	SeqNo: 8805289		PrepDate:		DF: 1			
Analyte	Result	PQL	SPK Val	SPK Ref Value	%REC	Control Limit	RPD Ref Value	%RPD	RPD Limit Qual

Alkalinity, Bicarbonate (As CaCO3)	U	10.0							
Alkalinity, Carbonate (As CaCO3)	U	10.0							

LCS	Sample ID: LCS-04292025	Units: mg/L		Analysis Date: 29-Apr-2025 12:13					
Client ID:	Run ID: Skalar 03_512146	SeqNo: 8805290		PrepDate:		DF: 1			
Analyte	Result	PQL	SPK Val	SPK Ref Value	%REC	Control Limit	RPD Ref Value	%RPD	RPD Limit Qual

Alkalinity, Carbonate (As CaCO3)	879.6	10.0	1000	0	88.0	85 - 115			
----------------------------------	-------	------	------	---	------	----------	--	--	--

LCSD	Sample ID: LCSD-04292025	Units: mg/L		Analysis Date: 29-Apr-2025 12:19					
Client ID:	Run ID: Skalar 03_512146	SeqNo: 8805291		PrepDate:		DF: 1			
Analyte	Result	PQL	SPK Val	SPK Ref Value	%REC	Control Limit	RPD Ref Value	%RPD	RPD Limit Qual

Alkalinity, Carbonate (As CaCO3)	890.6	10.0	1000	0	89.1	85 - 115	879.6	1.24	20
----------------------------------	-------	------	------	---	------	----------	-------	------	----

DUP	Sample ID: HS25041381-06DUP	Units: mg/L		Analysis Date: 29-Apr-2025 14:00					
Client ID:	Run ID: Skalar 03_512146	SeqNo: 8805299		PrepDate:		DF: 1			
Analyte	Result	PQL	SPK Val	SPK Ref Value	%REC	Control Limit	RPD Ref Value	%RPD	RPD Limit Qual

Alkalinity, Bicarbonate (As CaCO3)	244.6	10.0					243	0.656	20
------------------------------------	-------	------	--	--	--	--	-----	-------	----

Alkalinity, Carbonate (As CaCO3)	8.6	10.0					9	0	20
----------------------------------	-----	------	--	--	--	--	---	---	----

The following samples were analyzed in this batch:

HS25041426-31	HS25041426-32	HS25041426-33	HS25041426-34
HS25041426-35	HS25041426-36	HS25041426-37	HS25041426-38

Client: Environmental Resources Mgmt.
Project: Sulphur Dome
WorkOrder: HS25041426

QC BATCH REPORT

Batch ID: R512267 (0)		Instrument: ICS-Integrion		Method: ANIONS BY SW9056A						
MBLK	Sample ID: MBLK	Units: mg/L			Analysis Date: 30-Apr-2025 23:18					
Client ID:		Run ID: ICS-Integrion_512267		SeqNo: 8808345		PrepDate:		DF: 1		
Analyte	Result	PQL	SPK Val	SPK Ref Value	%REC	Control Limit	RPD Ref Value	%RPD	RPD Limit Qual	
Bromide	U	0.100								
Chloride	U	0.500								
Sulfate	U	0.500								
LCS	Sample ID: LCS	Units: mg/L			Analysis Date: 30-Apr-2025 23:23					
Client ID:		Run ID: ICS-Integrion_512267		SeqNo: 8808346		PrepDate:		DF: 1		
Analyte	Result	PQL	SPK Val	SPK Ref Value	%REC	Control Limit	RPD Ref Value	%RPD	RPD Limit Qual	
Bromide	3.801	0.100	4	0	95.0	80 - 120				
Chloride	19.35	0.500	20	0	96.7	80 - 120				
Sulfate	19.55	0.500	20	0	97.7	80 - 120				
MS	Sample ID: HS25041426-16MS	Units: mg/L			Analysis Date: 01-May-2025 03:40					
Client ID: LDNR-06		Run ID: ICS-Integrion_512267		SeqNo: 8808337		PrepDate:		DF: 10		
Analyte	Result	PQL	SPK Val	SPK Ref Value	%REC	Control Limit	RPD Ref Value	%RPD	RPD Limit Qual	
Bromide	17.53	1.00	20	0	87.6	80 - 120				
Chloride	512.3	5.00	100	392.6	120	80 - 120				
Sulfate	266.7	5.00	100	161.8	105	80 - 120				
MS	Sample ID: HS25041426-02MS	Units: mg/L			Analysis Date: 30-Apr-2025 23:58					
Client ID: MW-3-500		Run ID: ICS-Integrion_512267		SeqNo: 8808351		PrepDate:		DF: 20		
Analyte	Result	PQL	SPK Val	SPK Ref Value	%REC	Control Limit	RPD Ref Value	%RPD	RPD Limit Qual	
Bromide	36.59	2.00	40	0	91.5	80 - 120				
Chloride	1368	10.0	200	1156	106	80 - 120			O	
Sulfate	429.7	10.0	200	256.6	86.6	80 - 120				

Client: Environmental Resources Mgmt.
Project: Sulphur Dome
WorkOrder: HS25041426

QC BATCH REPORT

Batch ID: R512267 (0) **Instrument:** ICS-Integrion **Method:** ANIONS BY SW9056A

MSD		Sample ID: HS25041426-16MSD		Units: mg/L		Analysis Date: 01-May-2025 03:46				
Client ID: LDNR-06		Run ID: ICS-Integrion_512267		SeqNo: 8808338		PrepDate:		DF: 10		
Analyte	Result	PQL	SPK Val	SPK Ref Value	%REC	Control Limit	RPD Ref Value	%RPD	RPD Limit	Qual
Bromide	17.6	1.00	20	0	88.0	80 - 120	17.53	0.41	20	
Chloride	511.8	5.00	100	392.6	119	80 - 120	512.3	0.0859	20	
Sulfate	265	5.00	100	161.8	103	80 - 120	266.7	0.632	20	

MSD		Sample ID: HS25041426-02MSD		Units: mg/L		Analysis Date: 01-May-2025 00:04				
Client ID: MW-3-500		Run ID: ICS-Integrion_512267		SeqNo: 8808307		PrepDate:		DF: 20		
Analyte	Result	PQL	SPK Val	SPK Ref Value	%REC	Control Limit	RPD Ref Value	%RPD	RPD Limit	Qual
Bromide	37.47	2.00	40	0	93.7	80 - 120	36.59	2.37	20	
Chloride	1380	10.0	200	1156	112	80 - 120	1368	0.837	20	O
Sulfate	431.2	10.0	200	256.6	87.3	80 - 120	429.7	0.352	20	

The following samples were analyzed in this batch:

HS25041426-01	HS25041426-02	HS25041426-03	HS25041426-04
HS25041426-05	HS25041426-06	HS25041426-07	HS25041426-08
HS25041426-09	HS25041426-10	HS25041426-11	HS25041426-12
HS25041426-13	HS25041426-14	HS25041426-15	HS25041426-16
HS25041426-17	HS25041426-18		

Client: Environmental Resources Mgmt.
Project: Sulphur Dome
WorkOrder: HS25041426

QC BATCH REPORT

Batch ID: R512270 (0) **Instrument:** ICS-Integrion **Method:** ANIONS BY SW9056A

MBLK		Sample ID: MBLK		Units: mg/L		Analysis Date: 01-May-2025 04:27			
Client ID:		Run ID: ICS-Integrion_512270		SeqNo: 8808392		PrepDate:		DF: 1	
Analyte	Result	PQL	SPK Val	SPK Ref Value	%REC	Control Limit	RPD Ref Value	%RPD	RPD Limit Qual
Bromide	U	0.100							
Chloride	U	0.500							
Sulfate	U	0.500							

LCS		Sample ID: LCS		Units: mg/L		Analysis Date: 01-May-2025 04:33			
Client ID:		Run ID: ICS-Integrion_512270		SeqNo: 8808393		PrepDate:		DF: 1	
Analyte	Result	PQL	SPK Val	SPK Ref Value	%REC	Control Limit	RPD Ref Value	%RPD	RPD Limit Qual
Bromide	3.78	0.100	4	0	94.5	80 - 120			
Chloride	19.28	0.500	20	0	96.4	80 - 120			
Sulfate	19.48	0.500	20	0	97.4	80 - 120			

MS		Sample ID: HS25041426-24MS		Units: mg/L		Analysis Date: 01-May-2025 06:17			
Client ID: LDNR-26		Run ID: ICS-Integrion_512270		SeqNo: 8808408		PrepDate:		DF: 1	
Analyte	Result	PQL	SPK Val	SPK Ref Value	%REC	Control Limit	RPD Ref Value	%RPD	RPD Limit Qual
Bromide	1.828	0.100	2	0	91.4	80 - 120			
Chloride	45.27	0.500	10	35.67	96.0	80 - 120			
Sulfate	29.65	0.500	10	19.87	97.8	80 - 120			

MSD		Sample ID: HS25041426-24MSD		Units: mg/L		Analysis Date: 01-May-2025 06:23			
Client ID: LDNR-26		Run ID: ICS-Integrion_512270		SeqNo: 8808409		PrepDate:		DF: 1	
Analyte	Result	PQL	SPK Val	SPK Ref Value	%REC	Control Limit	RPD Ref Value	%RPD	RPD Limit Qual
Bromide	1.821	0.100	2	0	91.0	80 - 120	1.828	0.389	20
Chloride	44.61	0.500	10	35.67	89.3	80 - 120	45.27	1.47	20
Sulfate	29.23	0.500	10	19.87	93.7	80 - 120	29.65	1.4	20

The following samples were analyzed in this batch:	HS25041426-19	HS25041426-20	HS25041426-21	HS25041426-22
	HS25041426-23	HS25041426-24	HS25041426-25	HS25041426-26
	HS25041426-27	HS25041426-28	HS25041426-29	HS25041426-30
	HS25041426-31			

Client: Environmental Resources Mgmt.
Project: Sulphur Dome
WorkOrder: HS25041426

QC BATCH REPORT

Batch ID: R512334 (0)		Instrument: ICS-Integrion		Method: ANIONS BY SW9056A						
MBLK	Sample ID: MBLK	Units: mg/L			Analysis Date: 01-May-2025 09:14					
Client ID:		Run ID: ICS-Integrion_512334	SeqNo: 8809885	PrepDate:	DF: 1					
Analyte	Result	PQL	SPK Val	SPK Ref Value	%REC	Control Limit	RPD Ref Value	%RPD	RPD Limit	Qual
Bromide	U	0.100								
Chloride	U	0.500								
Sulfate	U	0.500								
LCS	Sample ID: LCS	Units: mg/L			Analysis Date: 01-May-2025 09:20					
Client ID:		Run ID: ICS-Integrion_512334	SeqNo: 8809886	PrepDate:	DF: 1					
Analyte	Result	PQL	SPK Val	SPK Ref Value	%REC	Control Limit	RPD Ref Value	%RPD	RPD Limit	Qual
Bromide	3.803	0.100	4	0	95.1	80 - 120				
Chloride	19.25	0.500	20	0	96.3	80 - 120				
Sulfate	19.49	0.500	20	0	97.5	80 - 120				
MS	Sample ID: HS25041426-32MS	Units: mg/L			Analysis Date: 01-May-2025 13:36					
Client ID: LDNR-25		Run ID: ICS-Integrion_512334	SeqNo: 8809917	PrepDate:	DF: 10					
Analyte	Result	PQL	SPK Val	SPK Ref Value	%REC	Control Limit	RPD Ref Value	%RPD	RPD Limit	Qual
Bromide	17.87	1.00	20	0	89.4	80 - 120				
Chloride	510.1	5.00	100	415.1	95.0	80 - 120				O
Sulfate	260.5	5.00	100	165.3	95.3	80 - 120				
MSD	Sample ID: HS25041426-32MSD	Units: mg/L			Analysis Date: 01-May-2025 13:42					
Client ID: LDNR-25		Run ID: ICS-Integrion_512334	SeqNo: 8809918	PrepDate:	DF: 10					
Analyte	Result	PQL	SPK Val	SPK Ref Value	%REC	Control Limit	RPD Ref Value	%RPD	RPD Limit	Qual
Bromide	18.23	1.00	20	0	91.1	80 - 120	17.87	1.97	20	
Chloride	512.3	5.00	100	415.1	97.1	80 - 120	510.1	0.421	20	O
Sulfate	260.6	5.00	100	165.3	95.4	80 - 120	260.5	0.0391	20	

The following samples were analyzed in this batch:

HS25041426-06	HS25041426-32	HS25041426-33	HS25041426-34
HS25041426-35	HS25041426-36	HS25041426-37	HS25041426-38

Client: Environmental Resources Mgmt.
Project: Sulphur Dome
WorkOrder: HS25041426

**QUALIFIERS,
ACRONYMS, UNITS**

Qualifier	Description
*	Value exceeds Regulatory Limit
a	Not accredited
B	Analyte detected in the associated Method Blank above the Reporting Limit
E	Value above quantitation range
H	Analyzed outside of Holding Time
J	Analyte detected below quantitation limit
M	Manually integrated, see raw data for justification
n	Not offered for accreditation
ND	Not Detected at the Reporting Limit
O	Sample amount is > 4 times amount spiked
P	Dual Column results percent difference > 40%
R	RPD above laboratory control limit
S	Spike Recovery outside laboratory control limits
U	Analyzed but not detected above the MDL/SDL

Acronym	Description
DCS	Detectability Check Study
DUP	Method Duplicate
LCS	Laboratory Control Sample
LCSD	Laboratory Control Sample Duplicate
MBLK	Method Blank
MDL	Method Detection Limit
MQL	Method Quantitation Limit
MS	Matrix Spike
MSD	Matrix Spike Duplicate
PDS	Post Digestion Spike
PQL	Practical Quantitation Limit
SD	Serial Dilution
SDL	Sample Detection Limit
TRRP	Texas Risk Reduction Program

Unit Reported	Description
mg/L	Milligrams per Liter

CERTIFICATIONS,ACCREDITATIONS & LICENSES

Agency	Number	Expire Date
Arizona	AZ0793	27-May-2026
Arkansas	88-00356_2024	17-Mar-2026
Dept of Defense	L24-239	30-Apr-2026
Dept of Defense	L24-240	30-Apr-2026
Florida	E87611-38	30-Jun-2025
Illinois	2000322023-11	31-Jul-2025
Kansas	E-10352 2023-2024	31-Jul-2025
Louisiana	03087 2023-2024	30-Jun-2025
Maine	2024017	23-Jun-2026
Minnesota	2856348	31-Dec-2025
Missouri	136	30-Sep-2026
New Hampshire	209425	24-Apr-2026
New Jersey	TX008	30-Jun-2025
North Carolina	624 - 2024	31-Dec-2025
North Dakota	R-193 2023-2024	30-Sep-2025
Oklahoma	2023-140	31-Aug-2025
Pennsylvania	018	30-Jun-2025
Tennessee	TN	30-Apr-2026
Texas	T104704231 TX-C24-00130	30-Apr-2026
Utah	TX026932023-14	31-Jul-2025

Sample Receipt Checklist

Work Order ID: HS25041426

Date/Time Received: 25-Apr-2025 14:55

Client Name: ERMSW-HOU

Received by: Si Ma

Completed By: /S/ Paresh M. Giga 26-Apr-2025 14:01 Reviewed by: /S/ Alexis Dorenbosch 28-Apr-2025 15:13
eSignature Date/Time eSignature Date/Time

Matrices: GW/Water

Carrier name: Client

- Shipping container/cooler in good condition? Yes [checked] No [] Not Present []
Custody seals intact on shipping container/cooler? Yes [] No [] Not Present [checked]
Custody seals intact on sample bottles? Yes [] No [] Not Present [checked]
VOA/TX1005/TX1006 Solids in hermetically sealed vials? Yes [] No [] Not Present [checked]
Chain of custody present? Yes [checked] No [] 7 Page(s)
Chain of custody signed when relinquished and received? Yes [checked] No [] COC
IDs://3/41861/341859/341860/
Yes [checked] No []
Samplers name present on COC? Yes [] No [checked]
Chain of custody agrees with sample labels? Yes [checked] No []
Samples in proper container/bottle? Yes [checked] No []
Sample containers intact? Yes [checked] No []
Sufficient sample volume for indicated test? Yes [checked] No []
All samples received within holding time? Yes [checked] No []
Container/Temp Blank temperature in compliance? Yes [checked] No []

Temperature(s)/Thermometer(s): 1.2C;1.8C;0.6C;0.9C;1.4C;1.7C;5.7C;2.7C;1.8C;5.1C;0.3C;2.0C;0.7C;1.5C;0.5C IR34
Cooler(s)/Kit(s): 49089/53286/53207/53625/53626/51404/53118/52452/52710/49254/52435/51523/
Date/Time sample(s) sent to storage: 4/26/25 14:15

- Water - VOA vials have zero headspace? Yes [checked] No [] No VOA vials submitted []
Water - pH acceptable upon receipt? Yes [checked] No [] N/A []
pH adjusted? Yes [] No [checked] N/A []
pH adjusted by:

Login Notes: Coolers - 52816/48508/53572.
Times differ :
MW-3-700 COC - 13:33. Labels - 13:30.
MW-3-500 COC - 14:30. Labels - 15:30

Client Contacted: Date Contacted: Person Contacted:
Contacted By: Regarding:

Comments:

Corrective Action:



Cincinnati, OH
+1 513 733 5336

Everett, WA
+1 425 356 2600

Fort Collins, CO
+1 970 490 1511

Holland, MI
+1 616 399 6070

Chain of Custody Form


Page 1 of 7

COC ID: **341861**

HS25041426

Environmental Resources Mgmt.

Sulphur Dome



ALS Project Manager:

Customer Information		Project Information		
Purchase Order	C777906	Project Name	Sulphur Dome	A 8260_LL_W (Low Level VCC (8260) BTEX)
Work Order		Project Number		B ICP:As,Ba,Ca,Cr,Fe,Pb,Mg,Mn,K,Na,Sr,Zn,Ni,V
Company Name	Environmental Resources Mgmt	Bill To Company	Environmental Resources Mgmt.	C HG_W (Mercury)
Send Report To	Scott Himes	Invoice Attn	Accounts Payable	D MA EPH_W_La (MA, EPH)
Address	CityCentre Four	Address	CityCentre Four	E MA VPH_LA_W
	840 W. Sam Houston Pkwy., Suite 6		840 W. Sam Houston Pkwy., Suite 6	F 9056_anions_W (Cl,SO4,Br) / pH
City/State/Zip	Houston, TX 77024	City/State/Zip	Houston TX 77024	G ALK_W 23206 (carb, bicarb)
Phone	(281) 600-1000	Phone	(281) 600-1000	H H2S_W (H2S)
Fax	(281) 600-1001	Fax	(281) 600-1001	I SU_FD_4500S F (Sulfide)
e-Mail Address	scott.himes@erm.com	e-Mail Address	ERVINAAcccurtsPayable@erm.com	J TDS_W 2540C (TDS)

No.	Sample Description	Date	Time	Matrix	Pres.	# Bottles	A	B	C	D	E	F	G	H	I	J	Hold	
1	MW-3-700	4/21/25	1333	GW	1,2,4,8	11	X	X	X	X	X	X	X	X	X	X	X	metals filtered
2	MW-3-500 ms/msd		1430			33												
3	GW-DUP-01		9999			11												
4	FB-042125		1730			11												
5	MW-3-200	4/22/25	0905		1,2,4,8	11												
6	MW-1-700		1135															metals filtered
7	MW-1-500		1400															metals filtered
8	MW-1-200		1520															
9	FB-042225		1530															
10	MW-2-500	4/23/25	0850															metals filtered

Sampler(s) Please Print & Sign <i>David Sanchez</i> / <i>Kris Budy</i>		Shipment Method	Required Turnaround Time: (Check Box) <input checked="" type="checkbox"/> 5-10 Wk Days <input type="checkbox"/> 5 Wk Days <input type="checkbox"/> 2 Wk Days <input type="checkbox"/> 24-48h	Results Due Date:
Relinquished by: <i>Kris Budy</i>	Date: 4-25-2025	Time: 1455	Received by: <i>Gm 04125125</i>	Notes: ERM Sulphur Dome
Relinquished by:	Date:	Time:	Received by (Laboratory): <i>Gm 04125125</i>	Cooler ID
Logged by (Laboratory):	Date:	Time:	Checked by (Laboratory):	Cooler Temp.
Preservative Key: 1-HCl 2-HNO ₃ 3-H ₂ SO ₄ 4-NaOH 5-Na ₂ S ₂ O ₃ 6-NaHSO ₄ 7-Other 8-4°C 9-5035			QC Package: (Check One Box Below) <input checked="" type="checkbox"/> Level II Std DC <input type="checkbox"/> TRRP Check dist <input type="checkbox"/> Level II Std QC/Raw Data <input type="checkbox"/> TRRP Level IV <input type="checkbox"/> Level IV SW/BAE/CLP	

Note: 1. Any changes must be made in writing once samples and COC Form have been submitted to ALS Environmental.
 2. Unless otherwise agreed in a formal contract, services provided by ALS Environmental are expressly limited to the terms and conditions stated on the reverse.
 3. The Chain of Custody is a legal document. All information must be completed accurately.



Cincinnati, OH
+1 513 753 5536
Everett, WA
+1 425 356 2600

Fort Collins, CO
+1 970 490 1511
Holland, MI
+1 616 399 6070

Chain of Custody Form

Page 2 of 7

HS25041426

Environmental Resources Mgmt.
Sulphur Dome

COC ID: 341859



ALS Project Manager:

Customer Information		Project Information																
Purchase Order	C7779026	Project Name	Sulphur Dome															
Work Order		Project Number																
Company Name	Environmental Resources Mgmt	Bill To Company	Environmental Resources Mgmt.															
Send Report To	Scott Himes	Invoice Attn	Accounts Payable															
Address	CityCentre Four 240 W. Sam Houston Pkwy., Suite 6 Houston, TX 77024	Address	CityCentre Four 240 W. Sam Houston Pkwy., Suite 6 Houston TX 77024															
City/State/Zip	Houston, TX 77024	City/State/Zip	Houston TX 77024															
Phone	(281) 630-1030	Phone	(281) 630-1000															
Fax	(281) 630-1031	Fax	(281) 630-1001															
e-Mail Address	scott.himes@erm.com	e-Mail Address	ERMNAAccountsPayable@erm.com															
Sample Description		Date	Time	Matrix	Pres.	# Bottles	A	B	C	D	E	F	G	H	I	J	Hold	
1	GW-RinSate	4/23/25	1000	GW	1, 2, 4, 8	11	X	X	X	X	X	X	X	X	X	X	X	
2	MN-2-200		1100															
3	FB-032225		1050															
4	MN-2-700		1230															
5	Cottages		1330															
6	CG-032225-054 EP																	
7	CG-032225-068 EP																	
8	CG-032225-069 EP																	
9																		
10																		
Sample(s) Please Print & Sign		Shipment Method		Required Turnaround Times (Check Box)		Results Due Date:												
Date: <u>4/25/25</u> Time: <u>14:55</u> Signature: <u>[Signature]</u>		Date: <u>4/25/25</u> Time: <u>14:55</u> Signature: <u>[Signature]</u>		<input checked="" type="checkbox"/> 5 D, 10 Wt. Days <input type="checkbox"/> 5 M, 10 Ds <input type="checkbox"/> 2 Wt. Days <input type="checkbox"/> 2-4 hr		Date: <u>4/25/25</u> Time: <u>14:55</u>												
Relinquished by:		Received by (Laboratory):		Cooler ID		Cooler Temp.												
Date: <u>4/25/25</u> Time: <u>14:55</u>		Date: <u>4/25/25</u> Time: <u>14:55</u>		Date: <u>4/25/25</u> Time: <u>14:55</u>		Date: <u>4/25/25</u> Time: <u>14:55</u>												
Relinquished by:		Checked by (Laboratory):		Notes: ERM Sulphur Dome		QC Package: (Check One Box Below)												
Date: <u>4/25/25</u> Time: <u>14:55</u>		Date: <u>4/25/25</u> Time: <u>14:55</u>		Date: <u>4/25/25</u> Time: <u>14:55</u>		Date: <u>4/25/25</u> Time: <u>14:55</u>												
Preservative Key: 1-HCl 2-HNO ₃ 3-H ₂ SO ₄ 4-NaOH 5-Na ₂ S ₂ O ₈ 6-NaHSO ₄ 7-Other 8-4°C 9-5035		Preservative Key: 1-HCl 2-HNO ₃ 3-H ₂ SO ₄ 4-NaOH 5-Na ₂ S ₂ O ₈ 6-NaHSO ₄ 7-Other 8-4°C 9-5035		Preservative Key: 1-HCl 2-HNO ₃ 3-H ₂ SO ₄ 4-NaOH 5-Na ₂ S ₂ O ₈ 6-NaHSO ₄ 7-Other 8-4°C 9-5035		Preservative Key: 1-HCl 2-HNO ₃ 3-H ₂ SO ₄ 4-NaOH 5-Na ₂ S ₂ O ₈ 6-NaHSO ₄ 7-Other 8-4°C 9-5035												

Note: 1. Any changes must be made in writing once samples and COC Form have been submitted to ALS Environmental.
2. Unless otherwise agreed in a formal contract, services provided by ALS Environmental are expressly limited to the terms and conditions stated on the reverse.
3. The Chain of Custody is a legal document. All information must be completed accurately.

Copyright 2011 by ALS Environmental.



Cincinnati, OH
+1 513 733 5336

Everett, WA
+1 425 356 2600

Fort Collins, CO
+1 970 490 1511

Holland, MI
+1 616 399 6070

Chain of Custody Form

Page 3 of 7

COC ID: **341860**

HS25041426

Environmental Resources Mgmt.

Sulphur Dome



ALS Project Manager:

Customer Information		Project Information		
Purchase Order	C777906	Project Name	Sulphur Dome	A 8260_LL_W (Low Level VCC (8260) BTEX)
Work Order		Project Number		B ICP:As,Ba,Ca,Cr,Fe,Pb,Mg,Mn,K,Na,Sr,Zn,Ni,V
Company Name	Environmental Resources Mgmt	Bill To Company	Environmental Resources Mgmt.	C HG_W (Mercury)
Send Report To	Scott Himes	Invoice Attn	Accounts Payable	D MA EPH_W_La (MA, EPH)
Address	CityCentre Four 840 W. Sam Houston Pkwy., Suite 6	Address	CityCentre Four 840 W. Sam Houston Pkwy., Suite 6	E MA VPH_LA_W
				F 9056_anions_W (Cl,SO4,Br) / pH
City/State/Zip	Houston, TX 77024	City/State/Zip	Houston TX 77024	G ALK_W 232GB (carb., bicarb)
Phone	(281) 600-1000	Phone	(281) 600-1000	H H2S_W (H2S)
Fax	(281) 600-1001	Fax	(281) 600-1001	I SU_FD_4500S F (Sulfide)
e-Mail Address	scott.himes@erm.com	e-Mail Address	ERMNAAccountsPayable@erm.com	J TDS_W 2540C (TDS)

No.	Sample Description	Date	Time	Matrix	Pres.	# Bottles	A	B	C	D	E	F	G	H	I	J	Hold
1	LDNR-06	4/22/25	1045	GW	1,2,4,8	11	/	/	/	/	/	/	/	/	/	/	Field 45 Filter micron
2	MS-LDNR-06		1045				/	/	/	/	/	/	/	/	/	/	FF
3	MSD-LDNR-06		1045				/	/	/	/	/	/	/	/	/	/	
4	LDNR-03		1130				/	/	/	/	/	/	/	/	/	/	
5	LDNR-17		1200				/	/	/	/	/	/	/	/	/	/	
6	LDNR-18		1425				/	/	/	/	/	/	/	/	/	/	
7	LDNR-21		1450				/	/	/	/	/	/	/	/	/	/	
8	LDNR-22		1510				/	/	/	/	/	/	/	/	/	/	
9	LDNR-12	4/22/25	1635	GW	1,2,4,8	11	/	/	/	/	/	/	/	/	/	/	FF
10																	

Sampler(s) Please Print & Sign <i>Marcus Smith MS & Keri Byrly</i>		Shipment Method		Required Turnaround Time: (Check Box) <input checked="" type="checkbox"/> 5-10 Business Days <input type="checkbox"/> 5-7 Days <input type="checkbox"/> 2-3 Days <input type="checkbox"/> 24 Hours				Results Due Date:				
Relinquished by: <i>Keri Byrly</i>		Date: <i>4/25/25</i>	Time: <i>1455</i>	Received by:				Notes: ERM Sulphur Dome				
Relinquished by:		Date:	Time:	Received by (Laboratory): <i>SM 04/25/25 14:55</i>				Cooler ID	Cooler Temp.	QC Package: (Check One Box Below)		
Logged by (Laboratory):		Date:	Time:	Checked by (Laboratory):				<input checked="" type="checkbox"/> Level II Std QC	<input type="checkbox"/> TRRP Chain Dist			
Preservative Key: 1-HCl 2-HNO ₃ 3-H ₂ SO ₄ 4-NaOH 5-Na ₂ S ₂ O ₃ 6-NaHSO ₄ 7-Other 8-4°C 9-5035						<input type="checkbox"/> Level III Str. QC/Raw Data				<input type="checkbox"/> TRRP Level IV		
						<input type="checkbox"/> Level IV SW-846/CLP						
						Other:						

Note: 1. Any changes must be made in writing once samples and COC Form have been submitted to ALS Environmental.
 2. Unless otherwise agreed in a formal contract, services provided by ALS Environmental are expressly limited to the terms and conditions stated on the reverse.
 3. The Chain of Custody is a legal document. All information must be completed accurately.

Copyright 2011 by ALS Environmental.



Cincinnati, OH
+1 513 733 5336

Everett, WA
+1 425 356 2600

Fort Collins, CO
+1 970 490 1511

Holland, MI
+1 616 399 6070

Chain of Custody Form

Page 4 of 7

COC ID: **341863**

HS25041426

Environmental Resources Mgmt.

Sulphur Dome

ALS Project Manager:



Customer Information		Project Information		
Purchase Order	C777906	Project Name	Sulphur Dome	A 8260_LL_W (Low Level VOC (8260) BTEX)
Work Order		Project Number	077406 0777906	B ICP:As,Ba,Ca,Cr,Fe,Pb,Mg,Mn,K,Na,Sr,Zn,Ni,V
Company Name	Environmental Resources Mgmt	Bill To Company	Environmental Resources Mgmt.	C HG_W (Mercury)
Send Report To	Scott Himes	Invoice Attn	Accounts Payable	D MA EPH_W_La (MA, EPH)
Address	CityCentre Four 840 W. Sam Houston Pkwy., Suite 6	Address	CityCentre Four 840 W. Sam Houston Pkwy., Suite 6	E MA VPH_LA_W
				F 9056_anions_VV (Cl,SO4,Br) / pH
City/State/Zip	Houston, TX 77024	City/State/Zip	Houston TX 77024	G ALK_W 2320B (carb., bicarb)
Phone	(281) 600-1000	Phone	(281) 600-1000	H H2S_W (H2S)
Fax	(281) 600-1001	Fax	(281) 600-1001	I SU_FD_4500S F (Sulfide)
e-Mail Address	scott.himes@erm.com	e-Mail Address	ERWNAAccountsPayable@erm.com	J TDS_W 2540C (TDS)

No.	Sample Description	Date	Time	Matrix	Pres.	# Bottles	A	B	C	D	E	F	G	H	I	J	Hold
1	SW-Dup-02	4/21/25	09:09	GW	1,2,4,8	11	/	/	/	/	/	/	/	/	/	/	FF 0.45
2	MS-LDNR-26		1150				/	/	/	/	/	/	/	/	/	/	FF
3	MSD-LDNR-26		1150				/	/	/	/	/	/	/	/	/	/	FF
4	SW-Dup-01		00:00				/	/	/	/	/	/	/	/	/	/	FF
5	LDNR-26		1150				/	/	/	/	/	/	/	/	/	/	FF
6	LDNR-04		1435				/	/	/	/	/	/	/	/	/	/	FF
7	LDNR-24	4/21/25	1520	GW	1,2,4,8	11	/	/	/	/	/	/	/	/	/	/	FF
8	LDNR-08	4/21/25	0845				/	/	/	/	/	/	/	/	/	/	FF
9	LDNR-07		0910				/	/	/	/	/	/	/	/	/	/	FF
10	LDNR-23	4/21/25	0930	GW	1,2,4,8	11	/	/	/	/	/	/	/	/	/	/	FF

Sampler(s) Please Print & Sign <i>Marcus Smith</i>		Shipment Method		Required Turnaround Time: (Check Box) <input checked="" type="checkbox"/> 5-10 W. Days <input type="checkbox"/> 5 W. Days <input type="checkbox"/> 2 Wk. Days <input type="checkbox"/> 24-48h				Results Due Date:	
Relinquished by: <i>Marcus Smith</i>		Date: 4.25.25	Time: 1455	Received by:		Notes: ERM Sulphur Dome			
Relinquished by:		Date:	Time:	Received by (Laboratory): <i>SM 04/25/25 14:55</i>		Cooler ID		Cooler Temp.	QC Package: (Check One Box Below)
Logged by (Laboratory):		Date:	Time:	Checked by (Laboratory):					<input checked="" type="checkbox"/> Level II Std. QC <input type="checkbox"/> RMP Check dist
Preservative Key: 1-HCl 2-HNO ₃ 3-H ₂ SO ₄ 4-NaOH 5-Na ₂ S ₂ O ₃ 6-NaHSO ₄ 7-Other 8-4°C 9-5035									<input type="checkbox"/> Level III Std. QC/Raw Data <input type="checkbox"/> RMP Level IV
									<input type="checkbox"/> Level IV SW846/CLP
									Other:

Note: 1. Any changes must be made in writing once samples and COC Form have been submitted to ALS Environmental.
 2. Unless otherwise agreed in a formal contract, services provided by ALS Environmental are expressly limited to the terms and conditions stated on the reverse.
 3. The Chain of Custody is a legal document. All information must be completed accurately.

Copyright 2011 by ALS Environmental.



Cincinnati, OH
+1 513 733 5336

Fort Collins, CO
+1 970 490 1511

Everett, WA
+1 425 356 2600

Holland, MI
+1 616 399 6070

Chain of Custody Form

Page 3 of 7

COC ID: **341858**

HS25041426

Environmental Resources Mgmt.
Sulphur Dome

ALS Project Manager:



Customer Information		Project Information	
Purchase Order	C777906	Project Name	Sulphur Dome
Work Order		Project Number	
Company Name	Environmental Resources Mgmt	Bill To Company	Environmental Resources Mgmt.
Send Report To	Scott Himes	Invoice Attn	Accounts Payable
Address	CityCentre Four 840 W. Sam Houston Pkwy., Suite 6	Address	CityCentre Four 840 W. Sam Houston Pkwy., Suite 6
City/State/Zip	Houston, TX 77024	City/State/Zip	Houston TX 77024
Phone	(281) 600-1000	Phone	(281) 600-1000
Fax	(281) 600-1001	Fax	(281) 600-1001
e-Mail Address	scott.himes@erm.com	e-Mail Address	ERMNAAccountsPayable@erm.com

No.	Sample Description	Date	Time	Matrix	Pres.	# Bottles	A	B	C	D	E	F	G	H	I	J	Hold
1	LDNR-05	4/23/25	0840	GW	1,2,4,8	11	✓	✓	✓	✓	✓	✓	✓	✓	✓	✓	Field .45 filter micron
2	LDNR-25		0910				✓	✓	✓	✓	✓	✓	✓	✓	✓	✓	FF
3	LDNR-14		0930				✓	✓	✓	✓	✓	✓	✓	✓	✓	✓	FF
4	LDNR-13		0950				✓	✓	✓	✓	✓	✓	✓	✓	✓	✓	FF
5	LDNR-01		1125				✓	✓	✓	✓	✓	✓	✓	✓	✓	✓	FF
6	LDNR-09		1210				✓	✓	✓	✓	✓	✓	✓	✓	✓	✓	FF
7	LDNR-19		1230				✓	✓	✓	✓	✓	✓	✓	✓	✓	✓	FF
8	PPG-7B-BS	4/23/25	1500	GW	1,2,4,8	11	✓	✓	✓	✓	✓	✓	✓	✓	✓	✓	FF
9	CG-032625-059	↓	↓	W	↓	↓	✗										
10	CG-032625-068	↓	↓	↓	↓	↓	↓										

Sampler(s) Please Print & Sign: *Marcus Smith MB + Kim B...*

Shipment Method: STD 10 Wk Days 5 Wk Days 2 Wk Days 24 Hr

Required Turnaround Time: (Check Box) Other

Results Due Date:

Relinquished by: *Kim B...* Date: *4/25/25* Time: *1455*

Received by: *SM 4/25/25 14:55*

Notes: ERM Sulphur Dome

QC Package: (Check One Box Below)

Level II Std QC REFP Check dist

Level III Std QC/RAW Data REFP Level IV

Level IV Std/CLP

Other

Note: 1. Any changes must be made in writing once samples and COC Form have been submitted to ALS Environmental.
 2. Unless otherwise agreed in a formal contract, services provided by ALS Environmental are expressly limited to the terms and conditions stated on the reverse.
 3. The Chain of Custody is a legal document. All information must be completed accurately.

Page 199 of 202



Cincinnati, OH
+1 513 733 5336

Everett, WA
+1 425 356 2600

Fort Collins, CO
+1 970 490 1511

Holland, MI
+1 616 399 6070

Chain of Custody Form

HS25041426

WV

Page 6 of 7

COC ID: **341857**

Environmental Resources Mgmt.
Sulphur Dome

ALS Project Manager:



Customer Information		Project Information		
Purchase Order	C777906	Project Name	Sulphur Dome	A 8260_LL_W (Low Level VCC (8/260) BTEX)
Work Order		Project Number		B ICP:As,Ba,Ca,Cr,Fe,Pb,Mg,Mn,K,Na,Sr,Zn,Ni,V
Company Name	Environmental Resources Mgmt	Bill To Company	Environmental Resources Mgmt.	C HG_W (Mercury)
Send Report To	Scott Himes	Invoice Attn	Accounts Payable	D MA EPH_W_La (MA, EPH)
Address	City/Centre Four	Address	City/Centre Four	E MA VPH_LA_W
	840 W. Sam Houston Pkwy., Suite 6		840 W. Sam Houston Pkwy., Suite 6	F 9056_anions_W (Cl,SO4,Br) / pH
City/State/Zip	Houston, TX 77024	City/State/Zip	Houston TX 77024	G ALK_W 2320B (carb, bicarb)
Phone	(281) 600-1000	Phone	(281) 600-1000	H H2S_W (H2S)
Fax	(281) 600-1001	Fax	(281) 600-1001	I SU_FD_4500S F (Sulfide)
e-Mail Address	scott.himes@erm.com	e-Mail Address	ER.VNAAccountsPayable@erm.com	J TDS_W 2540C (TDS)

No.	Sample Description	Date	Time	Matrix	Pres.	# Bottles	A	B	C	D	E	F	G	H	I	J	Hold
1	CG-032625-066	/	/	W	1	2	X										
2	CG-032625-072	↓	↓	↓	↓	↓	↓										
3	CG-032625-074	↓	↓	↓	↓	↓	↓										
4	CG-032625-053	↓	↓	↓	↓	↓	↓										
5	CG-032625-055	↓	↓	↓	↓	↓	↓										
6	CG-032625-057	↓	↓	↓	↓	↓	↓										
7	CG-032625-063	↓	↓	↓	↓	↓	↓										
8	CG-032625-071	↓	↓	↓	↓	↓	↓										
9	CG-032625-062	↓	↓	↓	↓	↓	↓										
10	CG-032625-064	↓	↓	↓	↓	↓	↓										

Sampler(s) Please Print & Sign <i>Marcus Smith</i>		Shipment Method	Required Turnaround Time: (Check Box) <input checked="" type="checkbox"/> 5-10 Wk Days <input type="checkbox"/> 5 Wk Days <input type="checkbox"/> 2 Wk Days <input type="checkbox"/> 24 Hr				Results Due Date:
Relinquished by: <i>Keri Byler</i>	Date: 4/25/25 Time: 14:55	Received by:	Notes: ERM Sulphur Dome				
Relinquished by:	Date:	Time:	Received by (Laboratory): <i>SM 04/25/25 14:55</i>	Cooler ID	Cooler Temp.	QC Package: (Check One Box Below)	
Logged by (Laboratory):	Date:	Time:	Checked by (Laboratory):			<input checked="" type="checkbox"/> Level II Std QC <input type="checkbox"/> TRRP Check list <input type="checkbox"/> Level II Std QC/RAW Data <input type="checkbox"/> TRRP Level IV <input type="checkbox"/> Level IV SW-846/CLP <input type="checkbox"/> Other	
Preservative Key: 1-HCl 2-HNO ₃ 3-H ₂ SO ₄ 4-NaOH 5-Na ₂ S ₂ O ₃ 6-NaHSO ₄ 7-Other 8-4°C 9-5035							

Note: 1. Any changes must be made in writing once samples and COC Form have been submitted to ALS Environmental.
 2. Unless otherwise agreed in a formal contract, services provided by ALS Environmental are expressly limited to the terms and conditions stated on the reverse.
 3. The Chain of Custody is a legal document. All information must be completed accurately.

Copyright 2011 by ALS Environmental.



Cincinnati, OH
+1 513 733 5336

Everett, WA
+1 425 356 2600

Fort Collins, CO
+1 970 490 1511

Holland, MI
+1 616 399 6070

Chain of Custody Form

Page 7 of 7

COC ID: 341856


HS25041426

Environmental Resources Mgmt.

Sulphur Dome

WV

ALS Project Manager:



Customer Information		Project Information		
Purchase Order	C777906	Project Name	Sulphur Dome	A 8260_LL_W (Low Level VOC (8260) BTEX)
Work Order		Project Number		B ICP:As,Ba,Ca,Cr,Fe,Pb,Mg,Mn,K,Na,Sr,Zn,Ni,V
Company Name	Environmental Resources Mgmt	Bill To Company	Environmental Resources Mgmt.	C HG_W (Mercury)
Send Report To	Scott Himes	Invoice Attn	Accounts Payable	D MA EPH_W_La (MA, EPH)
Address	CityCentre Four 840 W. Sam Houston Pkwy., Suite 6	Address	CityCentre Four 840 W. Sam Houston Pkwy., Suite 6	E MA VPH_LA_W
				F 9056_anions_W (Cl,SO4,Br) / pH
City/State/Zip	Houston, TX 77024	City/State/Zip	Houston TX 77024	G ALK_W 232CB (carb, bicarb)
Phone	(281) 600-1000	Phone	(281) 600-1000	H H2S_W (H2S)
Fax	(281) 600-1001	Fax	(281) 600-1001	I SU_FD_4500S F (Sulfide)
e-Mail Address	scott.himes@erm.com	e-Mail Address	ERVNAAccurtsPayable@erm.com	J TDS_W 2540C (TDS)

No.	Sample Description	Date	Time	Matrix	Pres.	# Bottles	A	B	C	D	E	F	G	H	I	J	Hold
1	CG-032625-054	/	/	W	1	2	X										
2	CG-111424-360	↓	↓	↓	↓	↓	↓										
3	CG-032625-056	↓	↓	↓	↓	↓	↓										
4																	
5																	
6																	
7																	
8																	
9																	
10																	

Sampler(s) Please Print & Sign <i>Marcus Smith</i> <i>Kira Bynum</i>		Shipment Method	Required Turnaround Time: (Check Box) <input type="checkbox"/> Other <input checked="" type="checkbox"/> STD 10 Wk Days <input type="checkbox"/> 5 Wk Days <input type="checkbox"/> 2 Wk Days <input type="checkbox"/> 24 Hr				Results Due Date:
Relinquished by: <i>Kira Bynum</i>	Date: 4/25/25	Time: 1455	Received by:	Notes: ERM Sulphur Dome			
Relinquished by:	Date:	Time:	Received by (Laboratory): <i>sm 04/25/25 14:55</i>	Cooler ID	Cooler Temp.	QC Package: (Check One Box Below)	
Logged by (Laboratory):	Date:	Time:	Checked by (Laboratory):			<input checked="" type="checkbox"/> Level II Std CK	<input type="checkbox"/> TRFP Check dist
Preservative Key: 1-HCl 2-HNO ₃ 3-H ₂ SO ₄ 4-NaOH 5-Na ₂ S ₂ O ₃ 6-NaHSO ₄ 7-Other 8-4°C 9-5035						<input type="checkbox"/> Level III Std GC/RAW Cat	<input type="checkbox"/> TRFP Level IV
						<input type="checkbox"/> Level IV Std 843/CLP	
						Other:	

Note: 1. Any changes must be made in writing once samples and COC Form have been submitted to ALS Environmental.
 2. Unless otherwise agreed in a formal contract, services provided by ALS Environmental are expressly limited to the terms and conditions stated on the reverse.
 3. The Chain of Custody is a legal document. All information must be completed accurately.

Copyright 2011 by ALS Environmental.

Cordern 04125125 2224 34 CIFO-O
temp 41

49089	1.2	CG-032625-062
53286	1.8	CG-032625-066
53207	0.6	CG-032625-064
53625	0.9	CG-032625-055
53626	1.4	CG-032625-053
51504	1.7	CG-111424-360
53118	5.7	CG-032625-054
52452	2.7	CG-032625-071
52710	1.8	CG-032625-063
49254	5.1	CG-032625-056
52435	0.3	CG-032625-057
51523	2.0	CG-032625-068
52816	0.7	CG-032625-074
48508	1.5	CG-032625-072
53572	0.5	CG-032625-059
49616	4.3	CG-032625-067



Environmental Resources Mgmt.
Sulphur Dome

HS25041426



10450 Stancliff Rd. Suite 210
Houston, TX 77099
T: +1 281 530 5656
F: +1 281 530 5887

May 07, 2025

Scott Himes
Environmental Resources Mgmt.
CityCentre Four
840 W. Sam Houston Pkwy., Suite 600
Houston, TX 77024

Work Order: **HS25041457**

Laboratory Results for: **Sulphur Dome**

Dear Scott Himes,

ALS Environmental received 3 sample(s) on Apr 25, 2025 for the analysis presented in the following report.

The analytical data provided relates directly to the samples received by ALS Environmental and for only the analyses requested. Results are expressed as "as received" unless otherwise noted.

QC sample results for this data met EPA or laboratory specifications except as noted in the Case Narrative or as noted with qualifiers in the QC batch information. Should this laboratory report need to be reproduced, it should be reproduced in full unless written approval has been obtained by ALS Environmental. Samples will be disposed in 30 days unless storage arrangements are made.

If you have any questions regarding this report, please feel free to call me.

Sincerely,

Generated By: JUMOKE.LAWAL
Alexis Dorenbosch

Client: Environmental Resources Mgmt.
Project: Sulphur Dome
Work Order: HS25041457

SAMPLE SUMMARY

Lab Samp ID	Client Sample ID	Matrix	TagNo	Collection Date	Date Received	Hold
HS25041457-01	019-995	Water		24-Apr-2025 12:30	25-Apr-2025 14:55	<input type="checkbox"/>
HS25041457-02	019-580	Water		24-Apr-2025 12:15	25-Apr-2025 14:55	<input type="checkbox"/>
HS25041457-03	CG-032625-067	Water		24-Apr-2025 00:00	25-Apr-2025 14:55	<input type="checkbox"/>

Client: Environmental Resources Mgmt.
Project: Sulphur Dome
Work Order: HS25041457

CASE NARRATIVE

Work Order Comments

- Sample received outside method holding time for pH. pH is an immediate test. Sample results are flagged with an "H" qualifier.
The temperature at the time of pH is reported. Please note that all pH results are already normalized to a temperature of 25 °C.

GC Semivolatiles by Method MA EPH

Batch ID: 227324

- The test results meet requirements of the current NELAP standards, state requirements or programs where applicable.

GC Volatiles by Method MA VPH

Batch ID: R512355,R512360

- The test results meet requirements of the current NELAP standards, state requirements or programs where applicable.

GCMS Volatiles by Method SW8260

Batch ID: R512656

Sample ID: LCS-250506

- Ethylbenzene is exceeded %recovery limits on LCS/LCSD. Associated samples are ND for this analyte.

Batch ID: R512649

- The test results meet requirements of the current NELAP standards, state requirements or programs where applicable.

Metals by Method SW7470A

Batch ID: 227420

- The test results meet requirements of the current NELAP standards, state requirements or programs where applicable.

Metals by Method SW6020A

Batch ID: 227353

Sample ID: HS25041001-01MS

- MS and MSD are for an unrelated sample

WetChemistry by Method SM4500H+ B

Batch ID: R512222

- The test results meet requirements of the current NELAP standards, state requirements or programs where applicable.

WetChemistry by Method SM2320B

Batch ID: R512257

- The test results meet requirements of the current NELAP standards, state requirements or programs where applicable.

WetChemistry by Method SW9056

Batch ID: R512391

- The test results meet requirements of the current NELAP standards, state requirements or programs where applicable.

Client: Environmental Resources Mgmt.
Project: Sulphur Dome
Work Order: HS25041457

CASE NARRATIVE

WetChemistry by Method SW9056

WetChemistry by Method M2540C

Batch ID: R512137

- The test results meet requirements of the current NELAP standards, state requirements or programs where applicable.
-

WetChemistry by Method E376.1

Batch ID: R512054

- The test results meet requirements of the current NELAP standards, state requirements or programs where applicable.
-

WetChemistry by Method SM4500 S2-F

Batch ID: R512050

- The test results meet requirements of the current NELAP standards, state requirements or programs where applicable.
-

Client: Environmental Resources Mgmt.
 Project: Sulphur Dome
 Sample ID: 019-995
 Collection Date: 24-Apr-2025 12:30

ANALYTICAL REPORT

WorkOrder:HS25041457
 Lab ID:HS25041457-01
 Matrix:Water

ANALYSES	RESULT	QUAL	MDL	REPORT LIMIT	UNITS	DILUTION FACTOR	DATE ANALYZED
LOW LEVEL VOLATILES BY SW8260C		Method:SW8260		Analyst: AKP			
Benzene	U		0.00028	0.0020	mg/L	1	06-May-2025 14:12
Ethylbenzene	U		0.00033	0.0020	mg/L	1	06-May-2025 14:12
m,p-Xylene	U		0.00061	0.0040	mg/L	1	06-May-2025 14:12
o-Xylene	U		0.00031	0.0020	mg/L	1	06-May-2025 14:12
Toluene	U		0.00033	0.0020	mg/L	1	06-May-2025 14:12
Xylenes, Total	U		0.00030	0.0030	mg/L	1	06-May-2025 14:12
<i>Surr: 1,2-Dichloroethane-d4</i>	<i>81.5</i>			<i>70-126</i>	<i>%REC</i>	<i>1</i>	<i>06-May-2025 14:12</i>
<i>Surr: 4-Bromofluorobenzene</i>	<i>89.6</i>			<i>77-113</i>	<i>%REC</i>	<i>1</i>	<i>06-May-2025 14:12</i>
<i>Surr: Dibromofluoromethane</i>	<i>89.4</i>			<i>77-123</i>	<i>%REC</i>	<i>1</i>	<i>06-May-2025 14:12</i>
<i>Surr: Toluene-d8</i>	<i>105</i>			<i>82-127</i>	<i>%REC</i>	<i>1</i>	<i>06-May-2025 14:12</i>
MASSACHUSETTS VPH, FEB 2018, REV 2.1		Method:MA VPH		Analyst: LC			
Aliphatics >C6 - C8	U		0.00180	0.00500	mg/L	1	02-May-2025 04:10
Aliphatics >C8 - C10	U		0.000400	0.00500	mg/L	1	02-May-2025 04:10
Aromatics >C8 - C10	U		0.000600	0.0200	mg/L	1	02-May-2025 04:10
<i>Surr: 2,5-Dibromotoluene (Aliphatic)</i>	<i>87.8</i>			<i>70-130</i>	<i>%REC</i>	<i>1</i>	<i>02-May-2025 04:10</i>
<i>Surr: 2,5-Dibromotoluene (Aromatic)</i>	<i>86.0</i>			<i>70-130</i>	<i>%REC</i>	<i>1</i>	<i>02-May-2025 04:10</i>
MASSACHUSETTS EPH R2.1, DEC 2019		Method:MA EPH		Prep:SW3510 / 30-Apr-2025		Analyst: SAM	
Aliphatics >C10 - C12	U		0.0250	0.100	mg/L	1	01-May-2025 21:40
Aliphatics >C12 - C16	U		0.0250	0.100	mg/L	1	01-May-2025 21:40
Aliphatics >C16 - C35	U		0.0250	0.100	mg/L	1	01-May-2025 21:40
Aromatics >C10 - C12	U		0.0250	0.100	mg/L	1	01-May-2025 21:40
Aromatics >C12 - C16	U		0.0250	0.100	mg/L	1	01-May-2025 21:40
Aromatics >C16 - C21	U		0.0250	0.100	mg/L	1	01-May-2025 21:40
Aromatics >C21 - C35	U		0.0250	0.100	mg/L	1	01-May-2025 21:40
<i>Surr: 1-Chlorooctadecane</i>	<i>65.1</i>			<i>40-140</i>	<i>%REC</i>	<i>1</i>	<i>01-May-2025 21:40</i>
<i>Surr: 2-Bromonaphthalene</i>	<i>112</i>			<i>40-140</i>	<i>%REC</i>	<i>1</i>	<i>01-May-2025 21:40</i>
<i>Surr: 2-Fluorobiphenyl</i>	<i>99.2</i>			<i>40-140</i>	<i>%REC</i>	<i>1</i>	<i>01-May-2025 21:40</i>
<i>Surr: o-Terphenyl</i>	<i>94.0</i>			<i>40-140</i>	<i>%REC</i>	<i>1</i>	<i>01-May-2025 21:40</i>

Note: See Qualifiers Page for a list of qualifiers and their explanation.

Client: Environmental Resources Mgmt.
 Project: Sulphur Dome
 Sample ID: 019-995
 Collection Date: 24-Apr-2025 12:30

ANALYTICAL REPORT
 WorkOrder:HS25041457
 Lab ID:HS25041457-01
 Matrix:Water

ANALYSES	RESULT	QUAL	MDL	REPORT LIMIT	UNITS	DILUTION FACTOR	DATE ANALYZED
ICP-MS METALS BY SW6020A		Method:SW6020A		Prep:SW3010A / 30-Apr-2025		Analyst: JC	
Arsenic	0.000864	J	0.000400	0.00200	mg/L	1	02-May-2025 16:41
Barium	0.180		0.00190	0.00400	mg/L	1	02-May-2025 16:41
Calcium	21.3		0.0340	0.500	mg/L	1	02-May-2025 16:41
Chromium	U		0.000400	0.00400	mg/L	1	02-May-2025 16:41
Iron	0.686		0.0120	0.200	mg/L	1	02-May-2025 16:41
Lead	U		0.000600	0.00200	mg/L	1	02-May-2025 16:41
Magnesium	6.67		0.0100	0.200	mg/L	1	02-May-2025 16:41
Manganese	0.334		0.000700	0.00500	mg/L	1	02-May-2025 16:41
Nickel	U		0.000600	0.00200	mg/L	1	02-May-2025 16:41
Potassium	2.32		0.0180	0.200	mg/L	1	02-May-2025 16:41
Sodium	23.3		0.0140	0.200	mg/L	1	02-May-2025 16:41
Strontium	0.200		0.000200	0.00500	mg/L	1	02-May-2025 16:41
Vanadium	U		0.000600	0.00500	mg/L	1	02-May-2025 16:41
Zinc	0.00628		0.00200	0.00400	mg/L	1	02-May-2025 16:41
MERCURY BY SW7470A		Method:SW7470A		Prep:SW7470A / 01-May-2025		Analyst: JS	
Mercury	U		0.0000300	0.000200	mg/L	1	01-May-2025 17:32
HYDROGEN SULFIDE BY E376.1		Method:E376.1				Analyst: CD	
Hydrogen Sulfide	U		0.500	1.00	mg/L	1	29-Apr-2025 10:16
TOTAL DISSOLVED SOLIDS BY SM2540C		Method:M2540C				Analyst: HB	
Total Dissolved Solids (Residue, Filterable)	284		3.00	10.0	mg/L	1	29-Apr-2025 10:30
ALKALINITY BY SM2320B		Method:SM2320B				Analyst: DH	
Alkalinity, Bicarbonate (As CaCO3)	116		3.00	10.0	mg/L	1	30-Apr-2025 15:12
Alkalinity, Carbonate (As CaCO3)	U		3.00	10.0	mg/L	1	30-Apr-2025 15:12
SULFIDE BY SM4500 S2-F		Method:SM4500 S2-F				Analyst: CD	
Sulfide	U		0.920	5.00	mg/L	1	29-Apr-2025 10:30
PH BY SM4500H+ B		Method:SM4500H+ B				Analyst: CD	
pH	7.21	H	0.100	1.00	pH Units	1	30-Apr-2025 14:40
Temp Deg C @pH	20.5	H	0	0	°C	1	30-Apr-2025 14:40
ANIONS BY SW9056A		Method:SW9056				Analyst: TH	
Bromide	0.232		0.0300	0.100	mg/L	1	02-May-2025 12:40
Chloride	23.1		0.200	0.500	mg/L	1	02-May-2025 12:40
Sulfate	3.34		0.200	0.500	mg/L	1	02-May-2025 12:40

Note: See Qualifiers Page for a list of qualifiers and their explanation.

Client: Environmental Resources Mgmt.
 Project: Sulphur Dome
 Sample ID: 019-580
 Collection Date: 24-Apr-2025 12:15

ANALYTICAL REPORT
 WorkOrder:HS25041457
 Lab ID:HS25041457-02
 Matrix:Water

ANALYSES	RESULT	QUAL	MDL	REPORT LIMIT	UNITS	DILUTION FACTOR	DATE ANALYZED
LOW LEVEL VOLATILES BY SW8260C		Method:SW8260		Analyst: AKP			
Benzene	U		0.00028	0.0020	mg/L	1	06-May-2025 14:33
Ethylbenzene	U		0.00033	0.0020	mg/L	1	06-May-2025 14:33
m,p-Xylene	U		0.00061	0.0040	mg/L	1	06-May-2025 14:33
o-Xylene	U		0.00031	0.0020	mg/L	1	06-May-2025 14:33
Toluene	U		0.00033	0.0020	mg/L	1	06-May-2025 14:33
Xylenes, Total	U		0.00030	0.0030	mg/L	1	06-May-2025 14:33
<i>Surr: 1,2-Dichloroethane-d4</i>	<i>81.2</i>			<i>70-126</i>	<i>%REC</i>	<i>1</i>	<i>06-May-2025 14:33</i>
<i>Surr: 4-Bromofluorobenzene</i>	<i>91.5</i>			<i>77-113</i>	<i>%REC</i>	<i>1</i>	<i>06-May-2025 14:33</i>
<i>Surr: Dibromofluoromethane</i>	<i>89.8</i>			<i>77-123</i>	<i>%REC</i>	<i>1</i>	<i>06-May-2025 14:33</i>
<i>Surr: Toluene-d8</i>	<i>105</i>			<i>82-127</i>	<i>%REC</i>	<i>1</i>	<i>06-May-2025 14:33</i>
MASSACHUSETTS VPH, FEB 2018, REV 2.1		Method:MA VPH		Analyst: LC			
Aliphatics >C6 - C8	U		0.00180	0.00500	mg/L	1	02-May-2025 04:48
Aliphatics >C8 - C10	U		0.000400	0.00500	mg/L	1	02-May-2025 04:48
Aromatics >C8 - C10	U		0.000600	0.0200	mg/L	1	02-May-2025 04:48
<i>Surr: 2,5-Dibromotoluene (Aliphatic)</i>	<i>85.4</i>			<i>70-130</i>	<i>%REC</i>	<i>1</i>	<i>02-May-2025 04:48</i>
<i>Surr: 2,5-Dibromotoluene (Aromatic)</i>	<i>83.2</i>			<i>70-130</i>	<i>%REC</i>	<i>1</i>	<i>02-May-2025 04:48</i>
MASSACHUSETTS EPH R2.1, DEC 2019		Method:MA EPH		Prep:SW3510 / 30-Apr-2025		Analyst: SAM	
Aliphatics >C10 - C12	U		0.0250	0.100	mg/L	1	01-May-2025 22:09
Aliphatics >C12 - C16	U		0.0250	0.100	mg/L	1	01-May-2025 22:09
Aliphatics >C16 - C35	U		0.0250	0.100	mg/L	1	01-May-2025 22:09
Aromatics >C10 - C12	U		0.0250	0.100	mg/L	1	01-May-2025 22:09
Aromatics >C12 - C16	U		0.0250	0.100	mg/L	1	01-May-2025 22:09
Aromatics >C16 - C21	U		0.0250	0.100	mg/L	1	01-May-2025 22:09
Aromatics >C21 - C35	U		0.0250	0.100	mg/L	1	01-May-2025 22:09
<i>Surr: 1-Chlorooctadecane</i>	<i>76.7</i>			<i>40-140</i>	<i>%REC</i>	<i>1</i>	<i>01-May-2025 22:09</i>
<i>Surr: 2-Bromonaphthalene</i>	<i>104</i>			<i>40-140</i>	<i>%REC</i>	<i>1</i>	<i>01-May-2025 22:09</i>
<i>Surr: 2-Fluorobiphenyl</i>	<i>96.1</i>			<i>40-140</i>	<i>%REC</i>	<i>1</i>	<i>01-May-2025 22:09</i>
<i>Surr: o-Terphenyl</i>	<i>86.7</i>			<i>40-140</i>	<i>%REC</i>	<i>1</i>	<i>01-May-2025 22:09</i>

Note: See Qualifiers Page for a list of qualifiers and their explanation.

Client: Environmental Resources Mgmt.
 Project: Sulphur Dome
 Sample ID: 019-580
 Collection Date: 24-Apr-2025 12:15

ANALYTICAL REPORT
 WorkOrder:HS25041457
 Lab ID:HS25041457-02
 Matrix:Water

ANALYSES	RESULT	QUAL	MDL	REPORT LIMIT	UNITS	DILUTION FACTOR	DATE ANALYZED
ICP-MS METALS BY SW6020A		Method:SW6020A		Prep:SW3010A / 30-Apr-2025		Analyst: JC	
Arsenic	0.000510	J	0.000400	0.00200	mg/L	1	02-May-2025 16:43
Barium	0.209		0.00190	0.00400	mg/L	1	02-May-2025 16:43
Calcium	21.5		0.0340	0.500	mg/L	1	02-May-2025 16:43
Chromium	U		0.000400	0.00400	mg/L	1	02-May-2025 16:43
Iron	3.99		0.0120	0.200	mg/L	1	02-May-2025 16:43
Lead	U		0.000600	0.00200	mg/L	1	02-May-2025 16:43
Magnesium	6.78		0.0100	0.200	mg/L	1	02-May-2025 16:43
Manganese	0.344		0.000700	0.00500	mg/L	1	02-May-2025 16:43
Nickel	U		0.000600	0.00200	mg/L	1	02-May-2025 16:43
Potassium	2.38		0.0180	0.200	mg/L	1	02-May-2025 16:43
Sodium	23.0		0.0140	0.200	mg/L	1	02-May-2025 16:43
Strontium	0.203		0.000200	0.00500	mg/L	1	02-May-2025 16:43
Vanadium	U		0.000600	0.00500	mg/L	1	02-May-2025 16:43
Zinc	0.00287	J	0.00200	0.00400	mg/L	1	02-May-2025 16:43
MERCURY BY SW7470A		Method:SW7470A		Prep:SW7470A / 01-May-2025		Analyst: JS	
Mercury	U		0.0000300	0.000200	mg/L	1	01-May-2025 17:33
HYDROGEN SULFIDE BY E376.1		Method:E376.1				Analyst: CD	
Hydrogen Sulfide	U		0.500	1.00	mg/L	1	29-Apr-2025 10:16
TOTAL DISSOLVED SOLIDS BY SM2540C		Method:M2540C				Analyst: HB	
Total Dissolved Solids (Residue, Filterable)	218		3.00	10.0	mg/L	1	29-Apr-2025 10:30
ALKALINITY BY SM2320B		Method:SM2320B				Analyst: DH	
Alkalinity, Bicarbonate (As CaCO3)	112		3.00	10.0	mg/L	1	30-Apr-2025 15:18
Alkalinity, Carbonate (As CaCO3)	U		3.00	10.0	mg/L	1	30-Apr-2025 15:18
SULFIDE BY SM4500 S2-F		Method:SM4500 S2-F				Analyst: CD	
Sulfide	U		0.920	5.00	mg/L	1	29-Apr-2025 10:30
PH BY SM4500H+ B		Method:SM4500H+ B				Analyst: CD	
pH	7.25	H	0.100	1.00	pH Units	1	30-Apr-2025 14:40
Temp Deg C @pH	20.5	H	0	0	°C	1	30-Apr-2025 14:40
ANIONS BY SW9056A		Method:SW9056				Analyst: TH	
Bromide	U		0.0300	0.100	mg/L	1	02-May-2025 12:46
Chloride	22.9		0.200	0.500	mg/L	1	02-May-2025 12:46
Sulfate	3.30		0.200	0.500	mg/L	1	02-May-2025 12:46

Note: See Qualifiers Page for a list of qualifiers and their explanation.

Client: Environmental Resources Mgmt.
 Project: Sulphur Dome
 Sample ID: CG-032625-067
 Collection Date: 24-Apr-2025 00:00

ANALYTICAL REPORT
 WorkOrder:HS25041457
 Lab ID:HS25041457-03
 Matrix:Water

ANALYSES	RESULT	QUAL	MDL	REPORT LIMIT	UNITS	DILUTION FACTOR	DATE ANALYZED
LOW LEVEL VOLATILES BY SW8260C		Method:SW8260					Analyst: AKP
Benzene	U		0.00028	0.0020	mg/L	1	06-May-2025 13:04
Ethylbenzene	U		0.00033	0.0020	mg/L	1	06-May-2025 13:04
m,p-Xylene	U		0.00061	0.0040	mg/L	1	06-May-2025 13:04
o-Xylene	U		0.00031	0.0020	mg/L	1	06-May-2025 13:04
Toluene	U		0.00033	0.0020	mg/L	1	06-May-2025 13:04
Xylenes, Total	U		0.00030	0.0030	mg/L	1	06-May-2025 13:04
<i>Surr: 1,2-Dichloroethane-d4</i>	<i>95.1</i>			<i>70-126</i>	<i>%REC</i>	<i>1</i>	<i>06-May-2025 13:04</i>
<i>Surr: 4-Bromofluorobenzene</i>	<i>105</i>			<i>77-113</i>	<i>%REC</i>	<i>1</i>	<i>06-May-2025 13:04</i>
<i>Surr: Dibromofluoromethane</i>	<i>92.8</i>			<i>77-123</i>	<i>%REC</i>	<i>1</i>	<i>06-May-2025 13:04</i>
<i>Surr: Toluene-d8</i>	<i>106</i>			<i>82-127</i>	<i>%REC</i>	<i>1</i>	<i>06-May-2025 13:04</i>

Note: See Qualifiers Page for a list of qualifiers and their explanation.

Weight / Prep Log

Client: Environmental Resources Mgmt.
Project: Sulphur Dome
WorkOrder: HS25041457

Batch ID: 227324 **Start Date:** 30 Apr 2025 10:11 **End Date:** 30 Apr 2025 10:11
Method: MA EPH EXTRACTION-FRACTIONATION **Prep Code:** MA EPH_WPR

Sample ID	Container	Sample Wt/Vol	Final Volume	Prep Factor	
HS25041457-01	1	1000 (mL)	2 (mL)	0.002	1-litre amber glass, HCL to pH <2
HS25041457-02	1	1000 (mL)	2 (mL)	0.002	1-litre amber glass, HCL to pH <2

Batch ID: 227353 **Start Date:** 30 Apr 2025 12:00 **End Date:** 30 Apr 2025 12:00
Method: WATER - SW3010A **Prep Code:** 3010A

Sample ID	Container	Sample Wt/Vol	Final Volume	Prep Factor	
HS25041457-01		10 (mL)	10 (mL)	1	120 plastic HNO3
HS25041457-02		10 (mL)	10 (mL)	1	120 plastic HNO3

Batch ID: 227420 **Start Date:** 01 May 2025 10:00 **End Date:** 01 May 2025 10:00
Method: MERCURY PREP BY 7470A- WATER **Prep Code:** HG_WPR

Sample ID	Container	Sample Wt/Vol	Final Volume	Prep Factor	
HS25041457-01		10 (mL)	10 (mL)	1	120 plastic HNO3
HS25041457-02		10 (mL)	10 (mL)	1	120 plastic HNO3

Client: Environmental Resources Mgmt.
Project: Sulphur Dome
WorkOrder: HS25041457

DATES REPORT

Sample ID	Client Samp ID	Collection Date	Leachate Date	Prep Date	Analysis Date	DF
Batch ID: 227324 (0)		Test Name : MASSACHUSETTS EPH R2.1, DEC 2019			Matrix: Water	
HS25041457-01	019-995	24 Apr 2025 12:30		30 Apr 2025 10:11	01 May 2025 21:40	1
HS25041457-01	019-995	24 Apr 2025 12:30		30 Apr 2025 10:11	01 May 2025 21:40	1
HS25041457-02	019-580	24 Apr 2025 12:15		30 Apr 2025 10:11	01 May 2025 22:09	1
HS25041457-02	019-580	24 Apr 2025 12:15		30 Apr 2025 10:11	01 May 2025 22:09	1
Batch ID: 227353 (0)		Test Name : ICP-MS METALS BY SW6020A			Matrix: Water	
HS25041457-01	019-995	24 Apr 2025 12:30		30 Apr 2025 12:00	02 May 2025 16:41	1
HS25041457-02	019-580	24 Apr 2025 12:15		30 Apr 2025 12:00	02 May 2025 16:43	1
Batch ID: 227420 (0)		Test Name : MERCURY BY SW7470A			Matrix: Water	
HS25041457-01	019-995	24 Apr 2025 12:30		01 May 2025 10:00	01 May 2025 17:32	1
HS25041457-02	019-580	24 Apr 2025 12:15		01 May 2025 10:00	01 May 2025 17:33	1
Batch ID: R512050 (0)		Test Name : SULFIDE BY SM4500 S2-F			Matrix: Water	
HS25041457-01	019-995	24 Apr 2025 12:30			29 Apr 2025 10:30	1
HS25041457-02	019-580	24 Apr 2025 12:15			29 Apr 2025 10:30	1
Batch ID: R512054 (0)		Test Name : HYDROGEN SULFIDE BY E376.1			Matrix: Water	
HS25041457-01	019-995	24 Apr 2025 12:30			29 Apr 2025 10:16	1
HS25041457-02	019-580	24 Apr 2025 12:15			29 Apr 2025 10:16	1
Batch ID: R512137 (0)		Test Name : TOTAL DISSOLVED SOLIDS BY SM2540C			Matrix: Water	
HS25041457-01	019-995	24 Apr 2025 12:30			29 Apr 2025 10:30	1
HS25041457-02	019-580	24 Apr 2025 12:15			29 Apr 2025 10:30	1
Batch ID: R512222 (0)		Test Name : PH BY SM4500H+ B			Matrix: Water	
HS25041457-01	019-995	24 Apr 2025 12:30			30 Apr 2025 14:40	1
HS25041457-02	019-580	24 Apr 2025 12:15			30 Apr 2025 14:40	1
Batch ID: R512257 (0)		Test Name : ALKALINITY BY SM2320B			Matrix: Water	
HS25041457-01	019-995	24 Apr 2025 12:30			30 Apr 2025 15:12	1
HS25041457-02	019-580	24 Apr 2025 12:15			30 Apr 2025 15:18	1
Batch ID: R512355 (0)		Test Name : MASSACHUSETTS VPH, FEB 2018, REV 2.1			Matrix: Water	
HS25041457-01	019-995	24 Apr 2025 12:30			02 May 2025 04:10	1
HS25041457-02	019-580	24 Apr 2025 12:15			02 May 2025 04:48	1
Batch ID: R512360 (0)		Test Name : MASSACHUSETTS VPH, FEB 2018, REV 2.1			Matrix: Water	
HS25041457-01	019-995	24 Apr 2025 12:30			02 May 2025 04:10	1
HS25041457-02	019-580	24 Apr 2025 12:15			02 May 2025 04:48	1
Batch ID: R512391 (0)		Test Name : ANIONS BY SW9056A			Matrix: Water	
HS25041457-01	019-995	24 Apr 2025 12:30			02 May 2025 12:40	1
HS25041457-02	019-580	24 Apr 2025 12:15			02 May 2025 12:46	1

Client: Environmental Resources Mgmt.
Project: Sulphur Dome
WorkOrder: HS25041457

DATES REPORT

Sample ID	Client Samp ID	Collection Date	Leachate Date	Prep Date	Analysis Date	DF
Batch ID: R512649 (0)		Test Name : LOW LEVEL VOLATILES BY SW8260C			Matrix: Water	
HS25041457-01	019-995	24 Apr 2025 12:30			06 May 2025 14:12	1
HS25041457-02	019-580	24 Apr 2025 12:15			06 May 2025 14:33	1
Batch ID: R512656 (0)		Test Name : LOW LEVEL VOLATILES BY SW8260C			Matrix: Water	
HS25041457-03	CG-032625-067	24 Apr 2025 00:00			06 May 2025 13:04	1

Client: Environmental Resources Mgmt.
Project: Sulphur Dome
WorkOrder: HS25041457

QC BATCH REPORT

Batch ID: 227324 (0)		Instrument: FID23		Method: MASSACHUSETTS EPH R2.1, DEC 2019						
MBLK	Sample ID: MBLK-227324	Units: mg/L			Analysis Date: 01-May-2025 13:59					
Client ID:	Run ID: FID23_512373	SeqNo: 8810855		PrepDate: 30-Apr-2025		DF: 1				
Analyte	Result	PQL	SPK Val	SPK Ref Value	%REC	Control Limit	RPD Ref Value	%RPD	RPD Limit Qual	
Aliphatics >C10 - C12	U	0.100								
Aliphatics >C12 - C16	U	0.100								
Aliphatics >C16 - C35	U	0.100								
<i>Surr: 1-Chlorooctadecane</i>	<i>0.02912</i>	<i>0</i>	<i>0.04</i>	<i>0</i>	<i>72.8</i>	<i>40 - 140</i>				
MBLK	Sample ID: MBLK-227324	Units: mg/L			Analysis Date: 01-May-2025 13:59					
Client ID:	Run ID: FID-22_512375	SeqNo: 8810874		PrepDate: 30-Apr-2025		DF: 1				
Analyte	Result	PQL	SPK Val	SPK Ref Value	%REC	Control Limit	RPD Ref Value	%RPD	RPD Limit Qual	
Aromatics >C10 - C12	U	0.100								
Aromatics >C12 - C16	U	0.100								
Aromatics >C16 - C21	U	0.100								
Aromatics >C21 - C35	U	0.100								
<i>Surr: 2-Bromonaphthalene</i>	<i>0.04007</i>	<i>0</i>	<i>0.04</i>	<i>0</i>	<i>100</i>	<i>40 - 140</i>				
<i>Surr: 2-Fluorobiphenyl</i>	<i>0.03603</i>	<i>0</i>	<i>0.04</i>	<i>0</i>	<i>90.1</i>	<i>40 - 140</i>				
<i>Surr: o-Terphenyl</i>	<i>0.03125</i>	<i>0</i>	<i>0.04</i>	<i>0</i>	<i>78.1</i>	<i>40 - 140</i>				
LCS	Sample ID: LCS-227324	Units: mg/L			Analysis Date: 01-May-2025 14:27					
Client ID:	Run ID: FID23_512373	SeqNo: 8810856		PrepDate: 30-Apr-2025		DF: 1				
Analyte	Result	PQL	SPK Val	SPK Ref Value	%REC	Control Limit	RPD Ref Value	%RPD	RPD Limit Qual	
Aliphatics >C10 - C12	0.0464	0.100	0.05	0	92.8	40 - 140			J	
Aliphatics >C12 - C16	0.1041	0.100	0.1	0	104	40 - 140				
Aliphatics >C16 - C35	0.3885	0.100	0.4	0	97.1	40 - 140				
<i>Surr: 1-Chlorooctadecane</i>	<i>0.03171</i>	<i>0</i>	<i>0.04</i>	<i>0</i>	<i>79.3</i>	<i>40 - 140</i>				

Client: Environmental Resources Mgmt.
Project: Sulphur Dome
WorkOrder: HS25041457

QC BATCH REPORT

Batch ID: 227324 (0)		Instrument: FID23		Method: MASSACHUSETTS EPH R2.1, DEC 2019						
LCS		Sample ID: LCS-227324		Units: mg/L		Analysis Date: 01-May-2025 14:27				
Client ID:		Run ID: FID-22_512375		SeqNo: 8810875		PrepDate: 30-Apr-2025		DF: 1		
Analyte	Result	PQL	SPK Val	SPK Ref Value	%REC	Control Limit	RPD Ref Value	%RPD	RPD Limit Qual	
Aromatics >C10 - C12	0.04537	0.100	0.05	0	90.7	40 - 140			J	
Aromatics >C12 - C16	0.1852	0.100	0.2	0	92.6	40 - 140				
Aromatics >C16 - C21	0.1522	0.100	0.15	0	101	40 - 140				
Aromatics >C21 - C35	0.4721	0.100	0.45	0	105	40 - 140				
Surr: 2-Bromonaphthalene	0.0392	0	0.04	0	98.0	40 - 140				
Surr: 2-Fluorobiphenyl	0.03591	0	0.04	0	89.8	40 - 140				
Surr: o-Terphenyl	0.0328	0	0.04	0	82.0	40 - 140				
MS		Sample ID: HS25041426-24MS		Units: mg/L		Analysis Date: 01-May-2025 15:54				
Client ID:		Run ID: FID23_512373		SeqNo: 8810858		PrepDate: 30-Apr-2025		DF: 1		
Analyte	Result	PQL	SPK Val	SPK Ref Value	%REC	Control Limit	RPD Ref Value	%RPD	RPD Limit Qual	
Aliphatics >C10 - C12	0.05111	0.100	0.05	0	102	40 - 140			J	
Aliphatics >C12 - C16	0.1111	0.100	0.1	0	111	40 - 140				
Aliphatics >C16 - C35	0.4003	0.100	0.4	0	100	40 - 140				
Surr: 1-Chlorooctadecane	0.03242	0	0.04	0	81.1	40 - 140				
MS		Sample ID: HS25041426-24MS		Units: mg/L		Analysis Date: 01-May-2025 15:54				
Client ID:		Run ID: FID-22_512375		SeqNo: 8810877		PrepDate: 30-Apr-2025		DF: 1		
Analyte	Result	PQL	SPK Val	SPK Ref Value	%REC	Control Limit	RPD Ref Value	%RPD	RPD Limit Qual	
Aromatics >C10 - C12	0.04169	0.100	0.05	0	83.4	40 - 140			J	
Aromatics >C12 - C16	0.1664	0.100	0.2	0	83.2	40 - 140				
Aromatics >C16 - C21	0.1359	0.100	0.15	0	90.6	40 - 140				
Aromatics >C21 - C35	0.4151	0.100	0.45	0	92.2	40 - 140				
Surr: 2-Bromonaphthalene	0.03682	0	0.04	0	92.1	40 - 140				
Surr: 2-Fluorobiphenyl	0.03415	0	0.04	0	85.4	40 - 140				
Surr: o-Terphenyl	0.03012	0	0.04	0	75.3	40 - 140				

Client: Environmental Resources Mgmt.
Project: Sulphur Dome
WorkOrder: HS25041457

QC BATCH REPORT

Batch ID: 227324 (0)		Instrument: FID23		Method: MASSACHUSETTS EPH R2.1, DEC 2019						
MSD	Sample ID: HS25041426-24MSD	Units: mg/L			Analysis Date: 01-May-2025 16:23					
Client ID:	Run ID: FID23_512373	SeqNo: 8810859		PrepDate: 30-Apr-2025		DF: 1				
Analyte	Result	PQL	SPK Val	SPK Ref Value	%REC	Control Limit	RPD Ref Value	%RPD	RPD Limit	Qual
Aliphatics >C10 - C12	0.05412	0.100	0.05	0	108	40 - 140	0.05111	0	50	J
Aliphatics >C12 - C16	0.1171	0.100	0.1	0	117	40 - 140	0.1111	5.29	50	
Aliphatics >C16 - C35	0.4206	0.100	0.4	0	105	40 - 140	0.4003	4.96	50	
<i>Surr: 1-Chlorooctadecane</i>	<i>0.03276</i>	<i>0</i>	<i>0.04</i>	<i>0</i>	<i>81.9</i>	<i>40 - 140</i>	<i>0.03242</i>	<i>1.02</i>	<i>50</i>	
MSD	Sample ID: HS25041426-24MSD	Units: mg/L			Analysis Date: 01-May-2025 16:23					
Client ID:	Run ID: FID-22_512375	SeqNo: 8810878		PrepDate: 30-Apr-2025		DF: 1				
Analyte	Result	PQL	SPK Val	SPK Ref Value	%REC	Control Limit	RPD Ref Value	%RPD	RPD Limit	Qual
Aromatics >C10 - C12	0.04478	0.100	0.05	0	89.6	40 - 140	0.04169	0	50	J
Aromatics >C12 - C16	0.1772	0.100	0.2	0	88.6	40 - 140	0.1664	6.31	50	
Aromatics >C16 - C21	0.1476	0.100	0.15	0	98.4	40 - 140	0.1359	8.27	50	
Aromatics >C21 - C35	0.4501	0.100	0.45	0	100	40 - 140	0.4151	8.09	50	
<i>Surr: 2-Bromonaphthalene</i>	<i>0.0379</i>	<i>0</i>	<i>0.04</i>	<i>0</i>	<i>94.7</i>	<i>40 - 140</i>	<i>0.03682</i>	<i>2.88</i>	<i>50</i>	
<i>Surr: 2-Fluorobiphenyl</i>	<i>0.03464</i>	<i>0</i>	<i>0.04</i>	<i>0</i>	<i>86.6</i>	<i>40 - 140</i>	<i>0.03415</i>	<i>1.41</i>	<i>50</i>	
<i>Surr: o-Terphenyl</i>	<i>0.03194</i>	<i>0</i>	<i>0.04</i>	<i>0</i>	<i>79.9</i>	<i>40 - 140</i>	<i>0.03012</i>	<i>5.88</i>	<i>50</i>	

The following samples were analyzed in this batch: HS25041457-01 HS25041457-02

Client: Environmental Resources Mgmt.
Project: Sulphur Dome
WorkOrder: HS25041457

QC BATCH REPORT

Batch ID: R512355 (0)	Instrument: FID-14	Method: MASSACHUSETTS VPH, FEB 2018, REV 2.1								
MBLK	Sample ID: MBLK-250501	Units: mg/L	Analysis Date: 01-May-2025 13:19							
Client ID:	Run ID: FID-14_512355	SeqNo: 8810485	PrepDate: DF: 1							
Analyte	Result	PQL	SPK Val	SPK Ref Value	%REC	Control Limit	RPD Ref Value	%RPD	RPD Limit	Qual

Aliphatics >C6 - C8	U	0.00500								
Aliphatics >C8 - C10	U	0.00500								
<i>Surr: 2,5-Dibromotoluene (Aliphatic)</i>	0.2267	0.0100	0.25	0	90.7	70 - 130				

LCS	Sample ID: LCS-250501	Units: mg/L	Analysis Date: 01-May-2025 12:01							
Client ID:	Run ID: FID-14_512355	SeqNo: 8810483	PrepDate: DF: 1							
Analyte	Result	PQL	SPK Val	SPK Ref Value	%REC	Control Limit	RPD Ref Value	%RPD	RPD Limit	Qual

Aliphatics >C6 - C8	0.0205	0.00500	0.025	0	82.0	70 - 130				
Aliphatics >C8 - C10	0.02024	0.00500	0.025	0	81.0	70 - 130				
<i>Surr: 2,5-Dibromotoluene (Aliphatic)</i>	0.2303	0.0100	0.25	0	92.1	70 - 130				

LCSD	Sample ID: LCSD-250501	Units: mg/L	Analysis Date: 01-May-2025 12:40							
Client ID:	Run ID: FID-14_512355	SeqNo: 8810484	PrepDate: DF: 1							
Analyte	Result	PQL	SPK Val	SPK Ref Value	%REC	Control Limit	RPD Ref Value	%RPD	RPD Limit	Qual

Aliphatics >C6 - C8	0.02013	0.00500	0.025	0	80.5	70 - 130	0.0205	1.84	25	
Aliphatics >C8 - C10	0.0192	0.00500	0.025	0	76.8	70 - 130	0.02024	5.3	25	
<i>Surr: 2,5-Dibromotoluene (Aliphatic)</i>	0.2107	0.0100	0.25	0	84.3	70 - 130	0.2303	8.9	25	

MS	Sample ID: HS25041426-24MS	Units: mg/L	Analysis Date: 02-May-2025 05:27							
Client ID:	Run ID: FID-14_512355	SeqNo: 8810508	PrepDate: DF: 1							
Analyte	Result	PQL	SPK Val	SPK Ref Value	%REC	Control Limit	RPD Ref Value	%RPD	RPD Limit	Qual

Aliphatics >C6 - C8	0.02235	0.00500	0.025	0	89.4	70 - 130				
Aliphatics >C8 - C10	0.02133	0.00500	0.025	0.000004	85.3	70 - 130				
<i>Surr: 2,5-Dibromotoluene (Aliphatic)</i>	0.2185	0.0100	0.25	0	87.4	70 - 130				

Client: Environmental Resources Mgmt.
Project: Sulphur Dome
WorkOrder: HS25041457

QC BATCH REPORT

Batch ID: R512355 (0)		Instrument: FID-14		Method: MASSACHUSETTS VPH, FEB 2018, REV 2.1						
MSD	Sample ID: HS25041426-24MSD	Units: mg/L			Analysis Date: 02-May-2025 06:06					
Client ID:	Run ID: FID-14_512355	SeqNo: 8810509		PrepDate:			DF: 1			
Analyte	Result	PQL	SPK Val	SPK Ref Value	%REC	Control Limit	RPD Ref Value	%RPD	RPD Limit	Qual
Aliphatics >C6 - C8	0.02041	0.00500	0.025	0	81.6	70 - 130	0.02235	9.08	25	
Aliphatics >C8 - C10	0.01955	0.00500	0.025	0.000004	78.2	70 - 130	0.02133	8.71	25	
<i>Surr: 2,5-Dibromotoluene (Aliphatic)</i>	<i>0.2314</i>	<i>0.0100</i>	<i>0.25</i>	<i>0</i>	<i>92.5</i>	<i>70 - 130</i>	<i>0.2185</i>	<i>5.7</i>	<i>25</i>	

The following samples were analyzed in this batch:

HS25041457-01	HS25041457-02
---------------	---------------

Client: Environmental Resources Mgmt.
Project: Sulphur Dome
WorkOrder: HS25041457

QC BATCH REPORT

Batch ID: R512360 (0)	Instrument: FID-15	Method: MASSACHUSETTS VPH, FEB 2018, REV 2.1								
MBLK	Sample ID: MBLK-250501	Units: mg/L	Analysis Date: 01-May-2025 13:19							
Client ID:	Run ID: FID-15_512360	SeqNo: 8810554	PrepDate: DF: 1							
Analyte	Result	PQL	SPK Val	SPK Ref Value	%REC	Control Limit	RPD Ref Value	%RPD	RPD Limit	Qual

Aromatics >C8 - C10	U	0.0200								
<i>Surr: 2,5-Dibromotoluene (Aromatic)</i>	0.2189	0.0100	0.25	0	87.6	70 - 130				

LCS	Sample ID: LCS-250501	Units: mg/L	Analysis Date: 01-May-2025 12:01							
Client ID:	Run ID: FID-15_512360	SeqNo: 8810552	PrepDate: DF: 1							
Analyte	Result	PQL	SPK Val	SPK Ref Value	%REC	Control Limit	RPD Ref Value	%RPD	RPD Limit	Qual

Aromatics >C8 - C10	0.07565	0.0200	0.1	0	75.7	70 - 130				
<i>Surr: 2,5-Dibromotoluene (Aromatic)</i>	0.2233	0.0100	0.25	0	89.3	70 - 130				

LCSD	Sample ID: LCSD-250501	Units: mg/L	Analysis Date: 01-May-2025 12:40							
Client ID:	Run ID: FID-15_512360	SeqNo: 8810553	PrepDate: DF: 1							
Analyte	Result	PQL	SPK Val	SPK Ref Value	%REC	Control Limit	RPD Ref Value	%RPD	RPD Limit	Qual

Aromatics >C8 - C10	0.07517	0.0200	0.1	0	75.2	70 - 130	0.07565	0.647	25	
<i>Surr: 2,5-Dibromotoluene (Aromatic)</i>	0.2036	0.0100	0.25	0	81.4	70 - 130	0.2233	9.23	25	

MS	Sample ID: HS25041426-24MS	Units: mg/L	Analysis Date: 02-May-2025 05:27							
Client ID:	Run ID: FID-15_512360	SeqNo: 8810577	PrepDate: DF: 1							
Analyte	Result	PQL	SPK Val	SPK Ref Value	%REC	Control Limit	RPD Ref Value	%RPD	RPD Limit	Qual

Aromatics >C8 - C10	0.08417	0.0200	0.1	0	84.2	70 - 130				
<i>Surr: 2,5-Dibromotoluene (Aromatic)</i>	0.2128	0.0100	0.25	0	85.1	70 - 130				

MSD	Sample ID: HS25041426-24MSD	Units: mg/L	Analysis Date: 02-May-2025 06:06							
Client ID:	Run ID: FID-15_512360	SeqNo: 8810578	PrepDate: DF: 1							
Analyte	Result	PQL	SPK Val	SPK Ref Value	%REC	Control Limit	RPD Ref Value	%RPD	RPD Limit	Qual

Aromatics >C8 - C10	0.07858	0.0200	0.1	0	78.6	70 - 130	0.08417	6.87	25	
<i>Surr: 2,5-Dibromotoluene (Aromatic)</i>	0.2238	0.0100	0.25	0	89.5	70 - 130	0.2128	5.04	25	

The following samples were analyzed in this batch: HS25041457-01 HS25041457-02

Client: Environmental Resources Mgmt.
Project: Sulphur Dome
WorkOrder: HS25041457

QC BATCH REPORT

Batch ID: 227353 (0)		Instrument: ICPMS06		Method: ICP-MS METALS BY SW6020A						
MBLK	Sample ID: MBLK-227353	Units: mg/L			Analysis Date: 02-May-2025 16:14					
Client ID:	Run ID: ICPMS06_512365	SeqNo: 8811559		PrepDate: 30-Apr-2025		DF: 1				
Analyte	Result	PQL	SPK Val	SPK Ref Value	%REC	Control Limit	RPD Ref Value	%RPD	RPD Limit Qual	
Arsenic	U	0.00200								
Barium	U	0.00400								
Calcium	U	0.500								
Chromium	U	0.00400								
Iron	U	0.200								
Lead	U	0.00200								
Magnesium	U	0.200								
Manganese	U	0.00500								
Nickel	U	0.00200								
Potassium	U	0.200								
Sodium	U	0.200								
Strontium	U	0.00500								
Vanadium	U	0.00500								
Zinc	0.002509	0.00400							J	

LCS	Sample ID: LCS-227353	Units: mg/L			Analysis Date: 02-May-2025 16:16				
Client ID:	Run ID: ICPMS06_512365	SeqNo: 8811560		PrepDate: 30-Apr-2025		DF: 1			
Analyte	Result	PQL	SPK Val	SPK Ref Value	%REC	Control Limit	RPD Ref Value	%RPD	RPD Limit Qual
Arsenic	0.04453	0.00200	0.05	0	89.1	80 - 120			
Barium	0.04474	0.00400	0.05	0	89.5	80 - 120			
Calcium	4.561	0.500	5	0	91.2	80 - 120			
Chromium	0.04417	0.00400	0.05	0	88.3	80 - 120			
Iron	4.544	0.200	5	0	90.9	80 - 120			
Lead	0.04462	0.00200	0.05	0	89.2	80 - 120			
Magnesium	4.572	0.200	5	0	91.4	80 - 120			
Manganese	0.04352	0.00500	0.05	0	87.0	80 - 120			
Nickel	0.04466	0.00200	0.05	0	89.3	80 - 120			
Potassium	4.486	0.200	5	0	89.7	80 - 120			
Sodium	4.432	0.200	5	0	88.6	80 - 120			
Strontium	0.09909	0.00500	0.1	0	99.1	80 - 120			
Vanadium	0.04444	0.00500	0.05	0	88.9	80 - 120			
Zinc	0.04806	0.00400	0.05	0	96.1	80 - 120			

Client: Environmental Resources Mgmt.
Project: Sulphur Dome
WorkOrder: HS25041457

QC BATCH REPORT

Batch ID: 227353 (0)		Instrument: ICPMS06			Method: ICP-MS METALS BY SW6020A					
MS	Sample ID: HS25041001-01MS	Units: mg/L			Analysis Date: 02-May-2025 16:24					
Client ID:	Run ID: ICPMS06_512365	SeqNo: 8811564		PrepDate: 30-Apr-2025		DF: 1				
Analyte	Result	PQL	SPK Val	SPK Ref Value	%REC	Control Limit	RPD Ref Value	%RPD	RPD Limit	Qual
Arsenic	0.05353	0.00200	0.05	0.006645	93.8	80 - 120				
Barium	0.07481	0.00400	0.05	0.02722	95.2	80 - 120				
Calcium	42.1	0.500	5	37.02	102	80 - 120				O
Chromium	0.04662	0.00400	0.05	0.002047	89.2	80 - 120				
Iron	5.977	0.200	5	1.348	92.6	80 - 120				
Lead	0.1429	0.00200	0.05	0.09522	95.3	80 - 120				
Magnesium	22.77	0.200	5	18.27	90.1	80 - 120				
Manganese	3.561	0.00500	0.05	3.512	98.4	80 - 120				EO
Nickel	0.07431	0.00200	0.05	0.0295	89.6	80 - 120				
Potassium	11.84	0.200	5	7.201	92.8	80 - 120				
Sodium	34.27	0.200	5	29.11	103	80 - 120				O
Strontium	0.2582	0.00500	0.1	0.1598	98.4	80 - 120				
Vanadium	0.04614	0.00500	0.05	0.000512	91.3	80 - 120				
Zinc	5.446	0.00400	0.05	5.403	86.8	80 - 120				EO

MSD	Sample ID: HS25041001-01MSD	Units: mg/L			Analysis Date: 02-May-2025 16:26					
Client ID:	Run ID: ICPMS06_512365	SeqNo: 8811565		PrepDate: 30-Apr-2025		DF: 1				
Analyte	Result	PQL	SPK Val	SPK Ref Value	%REC	Control Limit	RPD Ref Value	%RPD	RPD Limit	Qual
Arsenic	0.05172	0.00200	0.05	0.006645	90.2	80 - 120	0.05353	3.43	20	
Barium	0.07559	0.00400	0.05	0.02722	96.7	80 - 120	0.07481	1.04	20	
Calcium	40.28	0.500	5	37.02	65.3	80 - 120	42.1	4.4	20	SO
Chromium	0.04588	0.00400	0.05	0.002047	87.7	80 - 120	0.04662	1.62	20	
Iron	5.882	0.200	5	1.348	90.7	80 - 120	5.977	1.61	20	
Lead	0.1429	0.00200	0.05	0.09522	95.4	80 - 120	0.1429	0.028	20	
Magnesium	22.56	0.200	5	18.27	85.9	80 - 120	22.77	0.935	20	
Manganese	3.498	0.00500	0.05	3.512	-27.8	80 - 120	3.561	1.79	20	SEO
Nickel	0.07326	0.00200	0.05	0.0295	87.5	80 - 120	0.07431	1.43	20	
Potassium	11.57	0.200	5	7.201	87.3	80 - 120	11.84	2.35	20	
Sodium	33.79	0.200	5	29.11	93.6	80 - 120	34.27	1.41	20	O
Strontium	0.2574	0.00500	0.1	0.1598	97.6	80 - 120	0.2582	0.32	20	
Vanadium	0.04523	0.00500	0.05	0.000512	89.4	80 - 120	0.04614	2	20	
Zinc	5.348	0.00400	0.05	5.403	-111	80 - 120	5.446	1.83	20	SEO

Client: Environmental Resources Mgmt.
Project: Sulphur Dome
WorkOrder: HS25041457

QC BATCH REPORT

Batch ID: 227353 (0)		Instrument: ICPMS06			Method: ICP-MS METALS BY SW6020A					
PDS		Sample ID: HS25041001-01PDS			Units: mg/L		Analysis Date: 02-May-2025 16:28			
Client ID:		Run ID: ICPMS06_512365			SeqNo: 8811566		PrepDate: 30-Apr-2025		DF: 1	
Analyte	Result	PQL	SPK Val	SPK Ref Value	%REC	Control Limit	RPD Ref Value	%RPD	RPD Limit	Qual
Arsenic	0.08992	0.00200	0.1	0.006645	83.3	75 - 125				
Barium	0.1139	0.00400	0.1	0.02722	86.7	75 - 125				
Chromium	0.08241	0.00400	0.1	0.002047	80.4	75 - 125				
Iron	9.523	0.200	10	1.348	81.7	75 - 125				
Lead	0.1818	0.00200	0.1	0.09522	86.5	75 - 125				
Nickel	0.1086	0.00200	0.1	0.0295	79.1	75 - 125				
Potassium	14.95	0.200	10	7.201	77.5	75 - 125				
Strontium	0.2439	0.00500	0.1	0.1598	84.1	75 - 125				
Vanadium	0.08252	0.00500	0.1	0.000512	82.0	75 - 125				
PDS		Sample ID: HS25041001-01PDS			Units: mg/L		Analysis Date: 02-May-2025 17:32			
Client ID:		Run ID: ICPMS06_512365			SeqNo: 8811596		PrepDate: 30-Apr-2025		DF: 20	
Analyte	Result	PQL	SPK Val	SPK Ref Value	%REC	Control Limit	RPD Ref Value	%RPD	RPD Limit	Qual
Calcium	232.1	10.0	200	37.2	97.5	75 - 125				
Manganese	5.681	0.100	2	3.687	99.7	75 - 125				
Zinc	7.575	0.0800	2	5.572	100	75 - 125				
SD		Sample ID: HS25041001-01SD			Units: mg/L		Analysis Date: 02-May-2025 16:18			
Client ID:		Run ID: ICPMS06_512365			SeqNo: 8811561		PrepDate: 30-Apr-2025		DF: 5	
Analyte	Result	PQL	SPK Val	SPK Ref Value	%REC	Control Limit	RPD Ref Value	%D	%D Limit	Qual
Arsenic	0.007335	0.0100					0.006645	0	10	J
Barium	0.02729	0.0200					0.02722	0.242	10	
Chromium	U	0.0200					0.002047	0	10	
Iron	1.443	1.00					1.348	7.07	10	
Lead	0.09518	0.0100					0.09522	0.0378	10	
Magnesium	18.92	1.00					18.27	3.6	10	
Nickel	0.03116	0.0100					0.0295	5.6	10	
Potassium	7.618	1.00					7.201	5.8	10	
Sodium	30.6	1.00					29.11	5.14	10	
Strontium	0.1637	0.0250					0.1598	2.45	10	
Vanadium	U	0.0250					0.000512	0	10	

Client: Environmental Resources Mgmt.
Project: Sulphur Dome
WorkOrder: HS25041457

QC BATCH REPORT

Batch ID: 227353 (0)		Instrument: ICPMS06		Method: ICP-MS METALS BY SW6020A						
SD	Sample ID: HS25041001-01SD	Units: mg/L		Analysis Date: 02-May-2025 17:31						
Client ID:	Run ID: ICPMS06_512365	SeqNo: 8811595	PrepDate: 30-Apr-2025	DF: 100						
Analyte	Result	PQL	SPK Val	SPK Ref Value	%REC	Control Limit	RPD Ref Value	%D	Limit	Qual
Calcium	37.71	50.0					37.2	0	10	J
Manganese	3.681	0.500					3.687	0.177	10	
Zinc	5.707	0.400					5.572	2.42	10	

The following samples were analyzed in this batch: HS25041457-01 HS25041457-02

Client: Environmental Resources Mgmt.
Project: Sulphur Dome
WorkOrder: HS25041457

QC BATCH REPORT

Batch ID: 227420 (0)	Instrument: HG04	Method: MERCURY BY SW7470A
-------------------------------	-------------------------	-----------------------------------

MBLK	Sample ID: MBLK-227420	Units: mg/L	Analysis Date: 01-May-2025 17:08							
Client ID:	Run ID: HG04_512329	SeqNo: 8809824	PrepDate: 01-May-2025 DF: 1							
Analyte	Result	PQL	SPK Val	SPK Ref Value	%REC	Control Limit	RPD Ref Value	RPD %RPD	RPD Limit	RPD Qual

Mercury U 0.000200

LCS	Sample ID: LCS-227420	Units: mg/L	Analysis Date: 01-May-2025 17:09							
Client ID:	Run ID: HG04_512329	SeqNo: 8809825	PrepDate: 01-May-2025 DF: 1							
Analyte	Result	PQL	SPK Val	SPK Ref Value	%REC	Control Limit	RPD Ref Value	RPD %RPD	RPD Limit	RPD Qual

Mercury 0.00499 0.000200 0.005 0 99.8 80 - 120

MS	Sample ID: HS25040589-06MS	Units: mg/L	Analysis Date: 01-May-2025 17:13							
Client ID:	Run ID: HG04_512329	SeqNo: 8809827	PrepDate: 01-May-2025 DF: 1							
Analyte	Result	PQL	SPK Val	SPK Ref Value	%REC	Control Limit	RPD Ref Value	RPD %RPD	RPD Limit	RPD Qual

Mercury 0.00484 0.000200 0.005 0.000004 96.7 75 - 125

MSD	Sample ID: HS25040589-06MSD	Units: mg/L	Analysis Date: 01-May-2025 17:14							
Client ID:	Run ID: HG04_512329	SeqNo: 8809828	PrepDate: 01-May-2025 DF: 1							
Analyte	Result	PQL	SPK Val	SPK Ref Value	%REC	Control Limit	RPD Ref Value	RPD %RPD	RPD Limit	RPD Qual

Mercury 0.00457 0.000200 0.005 0.000004 91.3 75 - 125 0.00484 5.74 20

The following samples were analyzed in this batch: HS25041457-01 HS25041457-02

Client: Environmental Resources Mgmt.
Project: Sulphur Dome
WorkOrder: HS25041457

QC BATCH REPORT

Batch ID: R512649 (0) **Instrument:** VOA4 **Method:** LOW LEVEL VOLATILES BY SW8260C

MBLK		Sample ID: MBLK-250506		Units: mg/L		Analysis Date: 06-May-2025 10:31			
Client ID:		Run ID: VOA4_512649		SeqNo: 8816604		PrepDate:		DF: 1	
Analyte	Result	PQL	SPK Val	SPK Ref Value	%REC	Control Limit	RPD Ref Value	%RPD	RPD Limit Qual
Benzene	U	0.0020							
Ethylbenzene	U	0.0020							
m,p-Xylene	U	0.0040							
o-Xylene	U	0.0020							
Toluene	U	0.0020							
Xylenes, Total	U	0.0030							
<i>Surr: 1,2-Dichloroethane-d4</i>	<i>0.041</i>	<i>0.0010</i>	<i>0.05</i>	<i>0</i>	<i>81.1</i>	<i>70 - 123</i>			
<i>Surr: 4-Bromofluorobenzene</i>	<i>0.046</i>	<i>0.0010</i>	<i>0.05</i>	<i>0</i>	<i>91.3</i>	<i>77 - 113</i>			
<i>Surr: Dibromofluoromethane</i>	<i>0.044</i>	<i>0.0010</i>	<i>0.05</i>	<i>0</i>	<i>88.4</i>	<i>73 - 126</i>			
<i>Surr: Toluene-d8</i>	<i>0.052</i>	<i>0.0010</i>	<i>0.05</i>	<i>0</i>	<i>104</i>	<i>81 - 120</i>			

LCS		Sample ID: LCS-250506		Units: mg/L		Analysis Date: 06-May-2025 09:28			
Client ID:		Run ID: VOA4_512649		SeqNo: 8816626		PrepDate:		DF: 1	
Analyte	Result	PQL	SPK Val	SPK Ref Value	%REC	Control Limit	RPD Ref Value	%RPD	RPD Limit Qual
Benzene	0.018	0.0020	0.02	0	92.1	74 - 120			
Ethylbenzene	0.021	0.0020	0.02	0	104	77 - 117			
m,p-Xylene	0.042	0.0040	0.04	0	105	77 - 122			
o-Xylene	0.021	0.0020	0.02	0	105	75 - 119			
Toluene	0.020	0.0020	0.02	0	102	77 - 118			
Xylenes, Total	0.063	0.0030	0.06	0	105	75 - 122			
<i>Surr: 1,2-Dichloroethane-d4</i>	<i>0.041</i>	<i>0.0010</i>	<i>0.05</i>	<i>0</i>	<i>82.7</i>	<i>70 - 123</i>			
<i>Surr: 4-Bromofluorobenzene</i>	<i>0.046</i>	<i>0.0010</i>	<i>0.05</i>	<i>0</i>	<i>91.5</i>	<i>77 - 113</i>			
<i>Surr: Dibromofluoromethane</i>	<i>0.045</i>	<i>0.0010</i>	<i>0.05</i>	<i>0</i>	<i>89.1</i>	<i>73 - 126</i>			
<i>Surr: Toluene-d8</i>	<i>0.052</i>	<i>0.0010</i>	<i>0.05</i>	<i>0</i>	<i>105</i>	<i>81 - 120</i>			

Client: Environmental Resources Mgmt.
Project: Sulphur Dome
WorkOrder: HS25041457

QC BATCH REPORT

Batch ID: R512649 (0) **Instrument:** VOA4 **Method:** LOW LEVEL VOLATILES BY SW8260C

LCSD		Sample ID: LCSD-250506			Units: mg/L		Analysis Date: 06-May-2025 09:49			
Client ID:		Run ID: VOA4_512649			SeqNo: 8816627		PrepDate:		DF: 1	
Analyte	Result	PQL	SPK Val	SPK Ref Value	%REC	Control Limit	RPD Ref Value	%RPD	RPD Limit	Qual
Benzene	0.018	0.0020	0.02	0	88.9	74 - 120	0.01842	3.57	20	
Ethylbenzene	0.020	0.0020	0.02	0	101	77 - 117	0.02071	2.61	20	
m,p-Xylene	0.041	0.0040	0.04	0	103	77 - 122	0.04206	2.45	20	
o-Xylene	0.021	0.0020	0.02	0	103	75 - 119	0.02097	1.87	20	
Toluene	0.020	0.0020	0.02	0	98.0	77 - 118	0.02043	4.17	20	
Xylenes, Total	0.062	0.0030	0.06	0	103	75 - 122	0.06303	2.25	20	
<i>Surr: 1,2-Dichloroethane-d4</i>	<i>0.040</i>	<i>0.0010</i>	<i>0.05</i>	<i>0</i>	<i>80.9</i>	<i>70 - 123</i>	<i>0.04137</i>	<i>2.29</i>	<i>20</i>	
<i>Surr: 4-Bromofluorobenzene</i>	<i>0.046</i>	<i>0.0010</i>	<i>0.05</i>	<i>0</i>	<i>91.3</i>	<i>77 - 113</i>	<i>0.04574</i>	<i>0.166</i>	<i>20</i>	
<i>Surr: Dibromofluoromethane</i>	<i>0.044</i>	<i>0.0010</i>	<i>0.05</i>	<i>0</i>	<i>88.7</i>	<i>73 - 126</i>	<i>0.04455</i>	<i>0.421</i>	<i>20</i>	
<i>Surr: Toluene-d8</i>	<i>0.053</i>	<i>0.0010</i>	<i>0.05</i>	<i>0</i>	<i>106</i>	<i>81 - 120</i>	<i>0.05241</i>	<i>0.932</i>	<i>20</i>	

MS		Sample ID: HS25041415-06MS			Units: mg/L		Analysis Date: 06-May-2025 18:43			
Client ID:		Run ID: VOA4_512649			SeqNo: 8816622		PrepDate:		DF: 1	
Analyte	Result	PQL	SPK Val	SPK Ref Value	%REC	Control Limit	RPD Ref Value	%RPD	RPD Limit	Qual
Benzene	0.019	0.0020	0.02	0	94.3	70 - 127				
Ethylbenzene	0.022	0.0020	0.02	0	111	70 - 124				
m,p-Xylene	0.044	0.0040	0.04	0	110	70 - 130				
o-Xylene	0.022	0.0020	0.02	0	110	70 - 124				
Toluene	0.021	0.0020	0.02	0	104	70 - 123				
Xylenes, Total	0.066	0.0030	0.06	0	110	70 - 130				
<i>Surr: 1,2-Dichloroethane-d4</i>	<i>0.041</i>	<i>0.0010</i>	<i>0.05</i>	<i>0</i>	<i>82.5</i>	<i>70 - 126</i>				
<i>Surr: 4-Bromofluorobenzene</i>	<i>0.044</i>	<i>0.0010</i>	<i>0.05</i>	<i>0</i>	<i>89.0</i>	<i>77 - 113</i>				
<i>Surr: Dibromofluoromethane</i>	<i>0.044</i>	<i>0.0010</i>	<i>0.05</i>	<i>0</i>	<i>88.5</i>	<i>77 - 123</i>				
<i>Surr: Toluene-d8</i>	<i>0.052</i>	<i>0.0010</i>	<i>0.05</i>	<i>0</i>	<i>104</i>	<i>82 - 127</i>				

Client: Environmental Resources Mgmt.
Project: Sulphur Dome
WorkOrder: HS25041457

QC BATCH REPORT

Batch ID: R512649 (0) **Instrument:** VOA4 **Method:** LOW LEVEL VOLATILES BY SW8260C

MSD		Sample ID: HS25041415-06MSD			Units: mg/L		Analysis Date: 06-May-2025 19:04			
Client ID:		Run ID: VOA4_512649			SeqNo: 8816623		PrepDate:		DF: 1	
Analyte	Result	PQL	SPK Val	SPK Ref Value	%REC	Control Limit	RPD Ref Value	%RPD	RPD Limit	Qual
Benzene	0.018	0.0020	0.02	0	89.3	70 - 127	0.01885	5.45	20	
Ethylbenzene	0.020	0.0020	0.02	0	99.8	70 - 124	0.02225	10.9	20	
m,p-Xylene	0.042	0.0040	0.04	0	104	70 - 130	0.04412	6.08	20	
o-Xylene	0.020	0.0020	0.02	0	102	70 - 124	0.02202	7.17	20	
Toluene	0.019	0.0020	0.02	0	97.4	70 - 123	0.02088	6.9	20	
Xylenes, Total	0.062	0.0030	0.06	0	103	70 - 130	0.06614	6.44	20	
<i>Surr: 1,2-Dichloroethane-d4</i>	<i>0.041</i>	<i>0.0010</i>	<i>0.05</i>	<i>0</i>	<i>82.8</i>	<i>70 - 126</i>	<i>0.04124</i>	<i>0.414</i>	<i>20</i>	
<i>Surr: 4-Bromofluorobenzene</i>	<i>0.045</i>	<i>0.0010</i>	<i>0.05</i>	<i>0</i>	<i>90.0</i>	<i>77 - 113</i>	<i>0.04448</i>	<i>1.2</i>	<i>20</i>	
<i>Surr: Dibromofluoromethane</i>	<i>0.044</i>	<i>0.0010</i>	<i>0.05</i>	<i>0</i>	<i>87.6</i>	<i>77 - 123</i>	<i>0.04426</i>	<i>1.04</i>	<i>20</i>	
<i>Surr: Toluene-d8</i>	<i>0.052</i>	<i>0.0010</i>	<i>0.05</i>	<i>0</i>	<i>104</i>	<i>82 - 127</i>	<i>0.05207</i>	<i>0.593</i>	<i>20</i>	

The following samples were analyzed in this batch: HS25041457-01 HS25041457-02

Client: Environmental Resources Mgmt.
Project: Sulphur Dome
WorkOrder: HS25041457

QC BATCH REPORT

Batch ID: R512656 (0)		Instrument: VOA7		Method: LOW LEVEL VOLATILES BY SW8260C					
MBLK	Sample ID: MBLK-250506	Units: mg/L			Analysis Date: 06-May-2025 10:53				
Client ID:	Run ID: VOA7_512656	SeqNo: 8816783		PrepDate:			DF: 1		
Analyte	Result	PQL	SPK Val	SPK Ref Value	%REC	Control Limit	RPD Ref Value	%RPD	RPD Limit Qual

Benzene	U	0.0020							
Ethylbenzene	U	0.0020							
m,p-Xylene	U	0.0040							
o-Xylene	U	0.0020							
Toluene	U	0.0020							
Xylenes, Total	U	0.0030							
<i>Surr: 1,2-Dichloroethane-d4</i>	<i>0.048</i>	<i>0.0010</i>	<i>0.05</i>	<i>0</i>	<i>95.0</i>	<i>70 - 123</i>			
<i>Surr: 4-Bromofluorobenzene</i>	<i>0.053</i>	<i>0.0010</i>	<i>0.05</i>	<i>0</i>	<i>106</i>	<i>77 - 113</i>			
<i>Surr: Dibromofluoromethane</i>	<i>0.046</i>	<i>0.0010</i>	<i>0.05</i>	<i>0</i>	<i>92.5</i>	<i>73 - 126</i>			
<i>Surr: Toluene-d8</i>	<i>0.053</i>	<i>0.0010</i>	<i>0.05</i>	<i>0</i>	<i>105</i>	<i>81 - 120</i>			

LCS	Sample ID: LCS-250506	Units: mg/L			Analysis Date: 06-May-2025 09:44				
Client ID:	Run ID: VOA7_512656	SeqNo: 8816806		PrepDate:			DF: 1		
Analyte	Result	PQL	SPK Val	SPK Ref Value	%REC	Control Limit	RPD Ref Value	%RPD	RPD Limit Qual
Benzene	0.023	0.0020	0.02	0	114	74 - 120			
Ethylbenzene	0.024	0.0020	0.02	0	121	77 - 117			S
m,p-Xylene	0.048	0.0040	0.04	0	121	77 - 122			
o-Xylene	0.022	0.0020	0.02	0	108	75 - 119			
Toluene	0.023	0.0020	0.02	0	117	77 - 118			
Xylenes, Total	0.070	0.0030	0.06	0	116	75 - 122			
<i>Surr: 1,2-Dichloroethane-d4</i>	<i>0.048</i>	<i>0.0010</i>	<i>0.05</i>	<i>0</i>	<i>96.8</i>	<i>70 - 123</i>			
<i>Surr: 4-Bromofluorobenzene</i>	<i>0.050</i>	<i>0.0010</i>	<i>0.05</i>	<i>0</i>	<i>99.6</i>	<i>77 - 113</i>			
<i>Surr: Dibromofluoromethane</i>	<i>0.048</i>	<i>0.0010</i>	<i>0.05</i>	<i>0</i>	<i>95.5</i>	<i>73 - 126</i>			
<i>Surr: Toluene-d8</i>	<i>0.051</i>	<i>0.0010</i>	<i>0.05</i>	<i>0</i>	<i>102</i>	<i>81 - 120</i>			

Client: Environmental Resources Mgmt.
Project: Sulphur Dome
WorkOrder: HS25041457

QC BATCH REPORT

Batch ID: R512656 (0)		Instrument: VOA7		Method: LOW LEVEL VOLATILES BY SW8260C						
LCSD		Sample ID: LCSD-250506		Units: mg/L		Analysis Date: 06-May-2025 10:07				
Client ID:		Run ID: VOA7_512656		SeqNo: 8816782		PrepDate:		DF: 1		
Analyte	Result	PQL	SPK Val	SPK Ref Value	%REC	Control Limit	RPD Ref Value	%RPD	RPD Limit	Qual
Benzene	0.022	0.0020	0.02	0	109	74 - 120	0.02286	5.03	20	
Ethylbenzene	0.024	0.0020	0.02	0	118	77 - 117	0.02410	2.2	20	S
m,p-Xylene	0.046	0.0040	0.04	0	116	77 - 122	0.04830	4.28	20	
o-Xylene	0.021	0.0020	0.02	0	103	75 - 119	0.02159	4.52	20	
Toluene	0.022	0.0020	0.02	0	112	77 - 118	0.02340	4.58	20	
Xylenes, Total	0.067	0.0030	0.06	0	112	75 - 122	0.06989	4.35	20	
<i>Surr: 1,2-Dichloroethane-d4</i>	<i>0.048</i>	<i>0.0010</i>	<i>0.05</i>	<i>0</i>	<i>96.7</i>	<i>70 - 123</i>	<i>0.04839</i>	<i>0.0827</i>	<i>20</i>	
<i>Surr: 4-Bromofluorobenzene</i>	<i>0.051</i>	<i>0.0010</i>	<i>0.05</i>	<i>0</i>	<i>101</i>	<i>77 - 113</i>	<i>0.04982</i>	<i>1.6</i>	<i>20</i>	
<i>Surr: Dibromofluoromethane</i>	<i>0.046</i>	<i>0.0010</i>	<i>0.05</i>	<i>0</i>	<i>92.8</i>	<i>73 - 126</i>	<i>0.04775</i>	<i>2.88</i>	<i>20</i>	
<i>Surr: Toluene-d8</i>	<i>0.052</i>	<i>0.0010</i>	<i>0.05</i>	<i>0</i>	<i>103</i>	<i>81 - 120</i>	<i>0.05107</i>	<i>1.03</i>	<i>20</i>	
MS		Sample ID: HS25041667-08MS		Units: mg/L		Analysis Date: 06-May-2025 19:47				
Client ID:		Run ID: VOA7_512656		SeqNo: 8816895		PrepDate:		DF: 1		
Analyte	Result	PQL	SPK Val	SPK Ref Value	%REC	Control Limit	RPD Ref Value	%RPD	RPD Limit	Qual
Benzene	0.021	0.0020	0.02	0	106	70 - 127				
Ethylbenzene	0.022	0.0020	0.02	0	112	70 - 124				
m,p-Xylene	0.045	0.0040	0.04	0	113	70 - 130				
o-Xylene	0.020	0.0020	0.02	0	98.4	70 - 124				
Toluene	0.021	0.0020	0.02	0	107	70 - 123				
Xylenes, Total	0.065	0.0030	0.06	0	108	70 - 130				
<i>Surr: 1,2-Dichloroethane-d4</i>	<i>0.049</i>	<i>0.0010</i>	<i>0.05</i>	<i>0</i>	<i>97.6</i>	<i>70 - 126</i>				
<i>Surr: 4-Bromofluorobenzene</i>	<i>0.050</i>	<i>0.0010</i>	<i>0.05</i>	<i>0</i>	<i>101</i>	<i>77 - 113</i>				
<i>Surr: Dibromofluoromethane</i>	<i>0.048</i>	<i>0.0010</i>	<i>0.05</i>	<i>0</i>	<i>95.5</i>	<i>77 - 123</i>				
<i>Surr: Toluene-d8</i>	<i>0.051</i>	<i>0.0010</i>	<i>0.05</i>	<i>0</i>	<i>102</i>	<i>82 - 127</i>				

Client: Environmental Resources Mgmt.
Project: Sulphur Dome
WorkOrder: HS25041457

QC BATCH REPORT

Batch ID: R512656 (0) **Instrument:** VOA7 **Method:** LOW LEVEL VOLATILES BY SW8260C

MSD		Sample ID: HS25041667-08MSD			Units: mg/L		Analysis Date: 06-May-2025 20:10			
Client ID:		Run ID: VOA7_512656			SeqNo: 8816896		PrepDate:		DF: 1	
Analyte	Result	PQL	SPK Val	SPK Ref Value	%REC	Control Limit	RPD Ref Value	%RPD	RPD Limit	Qual
Benzene	0.021	0.0020	0.02	0	103	70 - 127	0.02118	2.49	20	
Ethylbenzene	0.022	0.0020	0.02	0	112	70 - 124	0.02245	0.0758	20	
m,p-Xylene	0.045	0.0040	0.04	0	112	70 - 130	0.04510	0.994	20	
o-Xylene	0.020	0.0020	0.02	0	100	70 - 124	0.01967	1.78	20	
Toluene	0.021	0.0020	0.02	0	106	70 - 123	0.02130	0.0517	20	
Xylenes, Total	0.065	0.0030	0.06	0	108	70 - 130	0.06477	0.142	20	
<i>Surr: 1,2-Dichloroethane-d4</i>	<i>0.049</i>	<i>0.0010</i>	<i>0.05</i>	<i>0</i>	<i>98.4</i>	<i>70 - 126</i>	<i>0.04881</i>	<i>0.747</i>	<i>20</i>	
<i>Surr: 4-Bromofluorobenzene</i>	<i>0.049</i>	<i>0.0010</i>	<i>0.05</i>	<i>0</i>	<i>98.3</i>	<i>77 - 113</i>	<i>0.05032</i>	<i>2.31</i>	<i>20</i>	
<i>Surr: Dibromofluoromethane</i>	<i>0.047</i>	<i>0.0010</i>	<i>0.05</i>	<i>0</i>	<i>94.9</i>	<i>77 - 123</i>	<i>0.04774</i>	<i>0.565</i>	<i>20</i>	
<i>Surr: Toluene-d8</i>	<i>0.051</i>	<i>0.0010</i>	<i>0.05</i>	<i>0</i>	<i>103</i>	<i>82 - 127</i>	<i>0.05092</i>	<i>0.827</i>	<i>20</i>	

The following samples were analyzed in this batch: HS25041457-03

Client: Environmental Resources Mgmt.
Project: Sulphur Dome
WorkOrder: HS25041457

QC BATCH REPORT

Batch ID: R512050 (0)	Instrument: WetChem_HS	Method: SULFIDE BY SM4500 S2-F
--------------------------------	-------------------------------	---------------------------------------

MBLK	Sample ID: MBLK-R512050	Units: mg/L	Analysis Date: 29-Apr-2025 10:30							
Client ID:	Run ID: WetChem_HS_512050	SeqNo: 8803287	PrepDate: DF: 1							
Analyte	Result	PQL	SPK Val	SPK Ref Value	%REC	Control Limit	RPD Ref Value	RPD %RPD	RPD Limit	Qual

Sulfide U 5.00

LCS	Sample ID: LCS-R512050	Units: mg/L	Analysis Date: 29-Apr-2025 10:30							
Client ID:	Run ID: WetChem_HS_512050	SeqNo: 8803286	PrepDate: DF: 1							
Analyte	Result	PQL	SPK Val	SPK Ref Value	%REC	Control Limit	RPD Ref Value	RPD %RPD	RPD Limit	Qual

Sulfide 22.16 5.00 25 0 88.6 85 - 115

LCSD	Sample ID: LCSD-R512050	Units: mg/L	Analysis Date: 29-Apr-2025 10:30							
Client ID:	Run ID: WetChem_HS_512050	SeqNo: 8803285	PrepDate: DF: 1							
Analyte	Result	PQL	SPK Val	SPK Ref Value	%REC	Control Limit	RPD Ref Value	RPD %RPD	RPD Limit	Qual

Sulfide 21.96 5.00 25 0 87.8 85 - 115 22.16 0.907 20

MS	Sample ID: HS25040589-08MS	Units: mg/L	Analysis Date: 29-Apr-2025 10:30							
Client ID:	Run ID: WetChem_HS_512050	SeqNo: 8803288	PrepDate: DF: 1							
Analyte	Result	PQL	SPK Val	SPK Ref Value	%REC	Control Limit	RPD Ref Value	RPD %RPD	RPD Limit	Qual

Sulfide 21.76 5.00 25 -0.64 89.6 80 - 120

The following samples were analyzed in this batch: HS25041457-01 HS25041457-02

Client: Environmental Resources Mgmt.
Project: Sulphur Dome
WorkOrder: HS25041457

QC BATCH REPORT

Batch ID: R512054 (0)	Instrument: WetChem_HS	Method: HYDROGEN SULFIDE BY E376.1
--------------------------------	-------------------------------	---

MBLK	Sample ID: MBLK-R512054	Units: mg/L	Analysis Date: 29-Apr-2025 10:16							
Client ID:	Run ID: WetChem_HS_512054	SeqNo: 8803315	PrepDate: DF: 1							
Analyte	Result	PQL	SPK Val	SPK Ref Value	%REC	Control Limit	RPD Ref Value	RPD %RPD	RPD Limit	Qual

Hydrogen Sulfide U 1.00

LCS	Sample ID: LCS-R512054	Units: mg/L	Analysis Date: 29-Apr-2025 10:16							
Client ID:	Run ID: WetChem_HS_512054	SeqNo: 8803314	PrepDate: DF: 1							
Analyte	Result	PQL	SPK Val	SPK Ref Value	%REC	Control Limit	RPD Ref Value	RPD %RPD	RPD Limit	Qual

Hydrogen Sulfide 23.54 1.00 26.56 0 88.6 80 - 120

LCSD	Sample ID: LCSD-R512054	Units: mg/L	Analysis Date: 29-Apr-2025 10:16							
Client ID:	Run ID: WetChem_HS_512054	SeqNo: 8803313	PrepDate: DF: 1							
Analyte	Result	PQL	SPK Val	SPK Ref Value	%REC	Control Limit	RPD Ref Value	RPD %RPD	RPD Limit	Qual

Hydrogen Sulfide 23.33 1.00 26.56 0 87.8 80 - 120 23.54 0.907 20

The following samples were analyzed in this batch: HS25041457-01 HS25041457-02

Client: Environmental Resources Mgmt.
Project: Sulphur Dome
WorkOrder: HS25041457

QC BATCH REPORT

Batch ID: R512137 (0) **Instrument:** Balance1 **Method:** TOTAL DISSOLVED SOLIDS BY SM2540C

MBLK	Sample ID: WMBLK-04292025	Units: mg/L	Analysis Date: 29-Apr-2025 10:30							
Client ID:	Run ID: Balance1_512137	SeqNo: 8804967	PrepDate:	DF: 1						
Analyte	Result	PQL	SPK Val	SPK Ref Value	%REC	Control Limit	RPD Ref Value	%RPD	RPD Limit	Qual

Total Dissolved Solids (Residue, Filterable) U 10.0

LCS	Sample ID: WLCS-04292025	Units: mg/L	Analysis Date: 29-Apr-2025 10:30							
Client ID:	Run ID: Balance1_512137	SeqNo: 8804966	PrepDate:	DF: 1						
Analyte	Result	PQL	SPK Val	SPK Ref Value	%REC	Control Limit	RPD Ref Value	%RPD	RPD Limit	Qual

Total Dissolved Solids (Residue, Filterable) 1018 10.0 1000 0 102 85 - 115

DUP	Sample ID: HS25041372-04DUP	Units: mg/L	Analysis Date: 29-Apr-2025 10:30							
Client ID:	Run ID: Balance1_512137	SeqNo: 8804952	PrepDate:	DF: 1						
Analyte	Result	PQL	SPK Val	SPK Ref Value	%REC	Control Limit	RPD Ref Value	%RPD	RPD Limit	Qual

Total Dissolved Solids (Residue, Filterable) 312 10.0 318 1.9 20

DUP	Sample ID: HS25041311-03DUP	Units: mg/L	Analysis Date: 29-Apr-2025 10:30							
Client ID:	Run ID: Balance1_512137	SeqNo: 8804946	PrepDate:	DF: 1						
Analyte	Result	PQL	SPK Val	SPK Ref Value	%REC	Control Limit	RPD Ref Value	%RPD	RPD Limit	Qual

Total Dissolved Solids (Residue, Filterable) 6940 10.0 6960 0.288 20

The following samples were analyzed in this batch: HS25041457-01 HS25041457-02

Client: Environmental Resources Mgmt.
Project: Sulphur Dome
WorkOrder: HS25041457

QC BATCH REPORT

Batch ID: R512222 (0)		Instrument: WetChem_HS		Method: PH BY SM4500H+ B						
DUP	Sample ID: HS25041457-02DUP	Units: pH Units		Analysis Date: 30-Apr-2025 14:40						
Client ID: 019-580	Run ID: WetChem_HS_512222	SeqNo: 8807291		PrepDate:		DF: 1				
Analyte	Result	PQL	SPK Val	SPK Ref Value	%REC	Control Limit	RPD Ref Value	%RPD	RPD Limit	Qual

pH	7.27	1.00					7.25	0.275	10	
Temp Deg C @pH	20.5	0					20.5	0	10	

The following samples were analyzed in this batch: HS25041457-01 HS25041457-02

Client: Environmental Resources Mgmt.
Project: Sulphur Dome
WorkOrder: HS25041457

QC BATCH REPORT

Batch ID: R512257 (0)	Instrument: Skalar 03	Method: ALKALINITY BY SM2320B
--------------------------------	------------------------------	--------------------------------------

MBLK	Sample ID: MBLK-04.30.2025	Units: mg/L	Analysis Date: 30-Apr-2025 14:10							
Client ID:	Run ID: Skalar 03_512257	SeqNo: 8807882	PrepDate: DF: 1							
Analyte	Result	PQL	SPK Val	SPK Ref Value	%REC	Control Limit	RPD Ref Value	%RPD	RPD Limit	Qual
Alkalinity, Bicarbonate (As CaCO3)	U	10.0								
Alkalinity, Carbonate (As CaCO3)	U	10.0								
Alkalinity, Hydroxide (As CaCO3)	U	10.0								
Alkalinity, Total (As CaCO3)	U	5.00								

LCS	Sample ID: LCS-04.30.2025	Units: mg/L	Analysis Date: 30-Apr-2025 14:16							
Client ID:	Run ID: Skalar 03_512257	SeqNo: 8807883	PrepDate: DF: 1							
Analyte	Result	PQL	SPK Val	SPK Ref Value	%REC	Control Limit	RPD Ref Value	%RPD	RPD Limit	Qual
Alkalinity, Carbonate (As CaCO3)	898.2	10.0	1000	0	89.8	85 - 115				
Alkalinity, Total (As CaCO3)	961.5	5.00	1000	0	96.2	85 - 115				

LCSD	Sample ID: LCSD-04.30.2025	Units: mg/L	Analysis Date: 30-Apr-2025 14:22							
Client ID:	Run ID: Skalar 03_512257	SeqNo: 8807884	PrepDate: DF: 1							
Analyte	Result	PQL	SPK Val	SPK Ref Value	%REC	Control Limit	RPD Ref Value	%RPD	RPD Limit	Qual
Alkalinity, Carbonate (As CaCO3)	909.6	10.0	1000	0	91.0	85 - 115	898.2	1.26	20	
Alkalinity, Total (As CaCO3)	974.6	5.00	1000	0	97.5	85 - 115	961.5	1.35	20	

DUP	Sample ID: HS25041397-08DUP	Units: mg/L	Analysis Date: 30-Apr-2025 14:31							
Client ID:	Run ID: Skalar 03_512257	SeqNo: 8807886	PrepDate: DF: 1							
Analyte	Result	PQL	SPK Val	SPK Ref Value	%REC	Control Limit	RPD Ref Value	%RPD	RPD Limit	Qual
Alkalinity, Bicarbonate (As CaCO3)	U	10.0					0.1	0	20	
Alkalinity, Carbonate (As CaCO3)	U	10.0					0	0	20	
Alkalinity, Hydroxide (As CaCO3)	U	10.0					0	0	20	
Alkalinity, Total (As CaCO3)	U	5.00					0.1	0	20	

The following samples were analyzed in this batch:

HS25041457-01	HS25041457-02
---------------	---------------

Client: Environmental Resources Mgmt.
Project: Sulphur Dome
WorkOrder: HS25041457

QC BATCH REPORT

Batch ID: R512391 (0)	Instrument: ICS-Integrion	Method: ANIONS BY SW9056A
--------------------------------	----------------------------------	----------------------------------

MBLK	Sample ID: MBLK	Units: mg/L	Analysis Date: 02-May-2025 13:15							
Client ID:	Run ID: ICS-Integrion_512391	SeqNo: 8811295	PrepDate: DF: 1							
Analyte	Result	PQL	SPK Val	SPK Ref Value	%REC	Control Limit	RPD Ref Value	%RPD	RPD Limit	Qual
Bromide	U	0.100								
Chloride	U	0.500								
Sulfate	U	0.500								

LCS	Sample ID: LCS	Units: mg/L	Analysis Date: 02-May-2025 13:21							
Client ID:	Run ID: ICS-Integrion_512391	SeqNo: 8811296	PrepDate: DF: 1							
Analyte	Result	PQL	SPK Val	SPK Ref Value	%REC	Control Limit	RPD Ref Value	%RPD	RPD Limit	Qual
Bromide	3.77	0.100	4	0	94.2	80 - 120				
Chloride	19.39	0.500	20	0	96.9	80 - 120				
Sulfate	19.61	0.500	20	0	98.0	80 - 120				

MS	Sample ID: HS25041631-01MS	Units: mg/L	Analysis Date: 02-May-2025 12:57							
Client ID:	Run ID: ICS-Integrion_512391	SeqNo: 8811293	PrepDate: DF: 1							
Analyte	Result	PQL	SPK Val	SPK Ref Value	%REC	Control Limit	RPD Ref Value	%RPD	RPD Limit	Qual
Bromide	1.875	0.100	2	0.1075	88.4	80 - 120				
Chloride	47.21	0.500	10	38.08	91.4	80 - 120				
Sulfate	13.01	0.500	10	3.09	99.2	80 - 120				

MSD	Sample ID: HS25041631-01MSD	Units: mg/L	Analysis Date: 02-May-2025 13:03							
Client ID:	Run ID: ICS-Integrion_512391	SeqNo: 8811294	PrepDate: DF: 1							
Analyte	Result	PQL	SPK Val	SPK Ref Value	%REC	Control Limit	RPD Ref Value	%RPD	RPD Limit	Qual
Bromide	1.889	0.100	2	0.1075	89.1	80 - 120	1.875	0.733	20	
Chloride	47.1	0.500	10	38.08	90.3	80 - 120	47.21	0.229	20	
Sulfate	12.96	0.500	10	3.09	98.7	80 - 120	13.01	0.376	20	

The following samples were analyzed in this batch: HS25041457-01 HS25041457-02

Client: Environmental Resources Mgmt.
Project: Sulphur Dome
WorkOrder: HS25041457

**QUALIFIERS,
ACRONYMS, UNITS**

Qualifier	Description
*	Value exceeds Regulatory Limit
a	Not accredited
B	Analyte detected in the associated Method Blank above the Reporting Limit
E	Value above quantitation range
H	Analyzed outside of Holding Time
J	Analyte detected below quantitation limit
M	Manually integrated, see raw data for justification
n	Not offered for accreditation
ND	Not Detected at the Reporting Limit
O	Sample amount is > 4 times amount spiked
P	Dual Column results percent difference > 40%
R	RPD above laboratory control limit
S	Spike Recovery outside laboratory control limits
U	Analyzed but not detected above the MDL/SDL

Acronym	Description
DCS	Detectability Check Study
DUP	Method Duplicate
LCS	Laboratory Control Sample
LCSD	Laboratory Control Sample Duplicate
MBLK	Method Blank
MDL	Method Detection Limit
MQL	Method Quantitation Limit
MS	Matrix Spike
MSD	Matrix Spike Duplicate
PDS	Post Digestion Spike
PQL	Practical Quantitation Limit
SD	Serial Dilution
SDL	Sample Detection Limit
TRRP	Texas Risk Reduction Program

Unit Reported	Description
mg/L	Milligrams per Liter

CERTIFICATIONS,ACCREDITATIONS & LICENSES

Agency	Number	Expire Date
Arizona	AZ0793	27-May-2026
Arkansas	88-00356_2024	17-Mar-2026
Dept of Defense	L24-239	30-Apr-2026
Dept of Defense	L24-240	30-Apr-2026
Florida	E87611-38	30-Jun-2025
Illinois	2000322023-11	31-Jul-2025
Kansas	E-10352 2023-2024	31-Jul-2025
Louisiana	03087 2023-2024	30-Jun-2025
Maine	2024017	23-Jun-2026
Minnesota	2856348	31-Dec-2025
Missouri	136	30-Sep-2026
New Hampshire	209425	24-Apr-2026
New Jersey	TX008	30-Jun-2025
North Carolina	624 - 2024	31-Dec-2025
North Dakota	R-193 2023-2024	30-Sep-2025
Oklahoma	2023-140	31-Aug-2025
Pennsylvania	018	30-Jun-2025
Tennessee	TN	30-Apr-2026
Texas	T104704231 TX-C24-00130	30-Apr-2026
Utah	TX026932023-14	31-Jul-2025

Sample Receipt Checklist

Work Order ID: HS25041457

Date/Time Received: 25-Apr-2025 14:55

Client Name: ERMSW-HOU

Received by: Si Ma

Completed By: /S/ Paresh M. Giga	26-Apr-2025 14:22	Reviewed by: /S/ Caden.Lafontaine	28-Apr-2025 13:47
eSignature	Date/Time	eSignature	Date/Time

Matrices: **Water**

Carrier name: **ALS Courier**

- Shipping container/cooler in good condition? Yes No Not Present
- Custody seals intact on shipping container/cooler? Yes No Not Present
- Custody seals intact on sample bottles? Yes No Not Present
- VOA/TX1005/TX1006 Solids in hermetically sealed vials? Yes No Not Present
- Chain of custody present? Yes No 1 Page(s)
- Chain of custody signed when relinquished and received? Yes No COC IDs:341855
- Samplers name present on COC? Yes No
- Chain of custody agrees with sample labels? Yes No
- Samples in proper container/bottle? Yes No
- Sample containers intact? Yes No
- Sufficient sample volume for indicated test? Yes No
- All samples received within holding time? Yes No
- Container/Temp Blank temperature in compliance? Yes No

Temperature(s)/Thermometer(s):	4.3C U/C	IR34
Cooler(s)/Kit(s):	49616	
Date/Time sample(s) sent to storage:	4/26/25 14:40	

- Water - VOA vials have zero headspace? Yes No No VOA vials submitted
- Water - pH acceptable upon receipt? Yes No N/A
- pH adjusted? Yes No N/A

pH adjusted by:

Login Notes:

Client Contacted: Date Contacted: Person Contacted:

Contacted By: Regarding:

Comments:

Corrective Action:



Cincinnati, OH
+1 513 733 5336

Everett, WA
+1 425 356 2600

Fort Collins, CO
+1 970 490 1511

Holland, MI
+1 616 399 6070

Chain of Custody Form

Page 1 of 1

COC ID: **341855**

HS25041457

Environmental Resources Mgmt.

Sulphur Dome



ALS Project Manager:

Customer Information		Project Information		
Purchase Order	C777906	Project Name	Sulphur Dome	A 8260_LL_W (Low Level VOC (8260) BTEX)
Work Order		Project Number		B ICP:As,Ba,Ca,Cr,Fe,Pb,Mg,Mn,K,Na,Sr,Zn,Ni,V
Company Name	Environmental Resources Mgmt	Bill To Company	Environmental Resources Mgmt.	C HG_W (Mercury)
Send Report To	Scott Himes	Invoice Attn	Accounts Payable	D MA EPH_W_La (MA, EPH)
Address	CityCentre Four	Address	CityCentre Four	E MA VPH_LA_W
	840 W. Sam Houston Pkwy., Suite 6		840 W. Sam Houston Pkwy., Suite 6	F 9056_anions_W (Cl,SO4,Br) / pH
City/State/Zip	Houston, TX 77024	City/State/Zip	Houston TX 77024	G ALK_W 2320B (carb, bicarb)
Phone	(281) 600-1030	Phone	(281) 600-1000	H H2S_W (H2S)
Fax	(281) 600-1031	Fax	(281) 600-1001	I SU_FD_4500S F (Sulfide)
e-Mail Address	scott.himes@erm.com	e-Mail Address	ERMVNAAccountsPayable@erm.com	J TDS_W 2540C (TDS)

No.	Sample Description	Date	Time	Matrix	Pres.	# Bottles	A	B	C	D	E	F	G	H	I	J	Hold
1	019-995	4-24-25	1230	W	1,2,4,8	11	X	X	X	X	X	X	X	X	X	X	
2	019-580	4-24-25	1215	↓	↓	11	↓	↓	↓	↓	↓	↓	↓	↓	↓	↓	
3	CG-032625-067	4/25	✓	W	1	2	X										
4																	
5																	
6																	
7																	
8																	
9																	
10																	

Sampler(s) Please Print & Sign <i>Kevin Dyer</i>		Shipment Method		Required Turnaround Time: (Check Box) <input type="checkbox"/> Other <input type="checkbox"/>				Results Due Date:			
<input checked="" type="checkbox"/> STD 10 Wk Days		<input type="checkbox"/> 5 Wk Days		<input type="checkbox"/> 2 Wk Days		<input type="checkbox"/> 24-Hr					
Relinquished by: <i>Kevin Dyer</i>	Date: 4/25/25	Time: 1455	Received by:		Notes: ERM Sulphur Dome						
Relinquished by:	Date:	Time:	Received by (Laboratory): <i>SM 041 25125 14:55</i>		Cooler ID	Cooler Temp.	QC Package: (Check One Box Below)				
Logged by (Laboratory):	Date:	Time:	Checked by (Laboratory):		<input checked="" type="checkbox"/> Level II Std QC	<input type="checkbox"/> TRRP Class dist					
Preservative Key: 1-HCl 2-HNO ₃ 3-H ₂ SO ₄ 4-NaOH 5-Na ₂ S ₂ O ₃ 6-NaHSO ₄ 7-Other 8-4°C 9-5035					<input type="checkbox"/> Level II 3rd QC/RAW Data	<input type="checkbox"/> TRRP Level IV					
					<input type="checkbox"/> Level IV SW846/CLP						
					Other:						

Note: 1. Any changes must be made in writing once samples and COC Form have been submitted to ALS Environmental.
2. Unless otherwise agreed in a formal contract, services provided by ALS Environmental are expressly limited to the terms and conditions stated on the reverse.
3. The Chain of Custody is a legal document. All information must be completed accurately.

Copyright 2011 by ALS Environmental.

HS25041457

Environmental Resources Mgmt.
Sulphur Dome



Condenser	04/25/25 Temp	2/24/34 CF0-0
49089	1.2	CG-032625-062
53286	1.8	CG-032625-066
53207	0.4	CG-032625-064
53625	0.9	CG-032625-055
53626	1.4	CG-032625-053
51504	1.7	CG-11424360
53118	5.7	CG-032625-054
52452	2.7	CG-032625-071
52710	1.8	CG-032625-063
49254	5.1	CG-032625-056
52435	0.3	CG-032625-057
51523	2.0	CG-032625-068
52816	0.7	CG-032625-074
48508	1.5	CG-032625-072
53578	0.5	CG-032625-059
49616	4.3	CG-032625-067



10450 Stancliff Rd. Suite 210
Houston, TX 77099
T: +1 281 530 5656
F: +1 281 530 5887

May 08, 2025

Scott Himes
Environmental Resources Mgmt.
CityCentre Four
840 W. Sam Houston Pkwy., Suite 600
Houston, TX 77024

Work Order: **HS25041631**

Laboratory Results for: **Sulphur Dome**

Dear Scott Himes,

ALS Environmental received 2 sample(s) on Apr 30, 2025 for the analysis presented in the following report.

The analytical data provided relates directly to the samples received by ALS Environmental and for only the analyses requested. Results are expressed as "as received" unless otherwise noted.

QC sample results for this data met EPA or laboratory specifications except as noted in the Case Narrative or as noted with qualifiers in the QC batch information. Should this laboratory report need to be reproduced, it should be reproduced in full unless written approval has been obtained by ALS Environmental. Samples will be disposed in 30 days unless storage arrangements are made.

If you have any questions regarding this report, please feel free to call me.

Sincerely,

Generated By: JUMOKE.LAWAL
Alexis Dorenbosch

Client: Environmental Resources Mgmt.
Project: Sulphur Dome
Work Order: HS25041631

SAMPLE SUMMARY

Lab Samp ID	Client Sample ID	Matrix	TagNo	Collection Date	Date Received	Hold
HS25041631-01	019-1055	Water		29-Apr-2025 11:55	30-Apr-2025 10:30	<input type="checkbox"/>
HS25041631-02	Trip Blank CG-032625-073	Water	CG-032625-073	29-Apr-2025 11:55	30-Apr-2025 10:30	<input type="checkbox"/>

Client: Environmental Resources Mgmt.
Project: Sulphur Dome
Work Order: HS25041631

CASE NARRATIVE

Work Order Comments

- Sample received outside method holding time for pH. pH is an immediate test. Sample results are flagged with an "H" qualifier.
The temperature at the time of pH is reported. Please note that all pH results are already normalized to a temperature of 25 °C.

GC Semivolatiles by Method MA EPH

Batch ID: 227324

- The test results meet requirements of the current NELAP standards, state requirements or programs where applicable.

GC Volatiles by Method MA VPH

Batch ID: R512734,R512784

- The test results meet requirements of the current NELAP standards, state requirements or programs where applicable.

GCMS Volatiles by Method SW8260

Batch ID: R512650

- The test results meet requirements of the current NELAP standards, state requirements or programs where applicable.

Metals by Method SW7470A

Batch ID: 227631

- The test results meet requirements of the current NELAP standards, state requirements or programs where applicable.

Metals by Method SW6020A

Batch ID: 227532

Sample ID: HS25041537-01MS

- MS and MSD are for an unrelated sample

Sample ID: HS25041537-01PDS

- PDS is for an unrelated sample

WetChemistry by Method SM4500 S2-F

Batch ID: R512556

- The test results meet requirements of the current NELAP standards, state requirements or programs where applicable.

WetChemistry by Method E376.1

Batch ID: R512557

- The test results meet requirements of the current NELAP standards, state requirements or programs where applicable.

WetChemistry by Method SM2320B

Batch ID: R512651

- The test results meet requirements of the current NELAP standards, state requirements or programs where applicable.

Client: Environmental Resources Mgmt.
Project: Sulphur Dome
Work Order: HS25041631

CASE NARRATIVE

WetChemistry by Method M2540C

Batch ID: R512513

- The test results meet requirements of the current NELAP standards, state requirements or programs where applicable.
-

WetChemistry by Method SM4500H+ B

Batch ID: R512483

- The test results meet requirements of the current NELAP standards, state requirements or programs where applicable.
-

WetChemistry by Method SW9056

Batch ID: R512391

- The test results meet requirements of the current NELAP standards, state requirements or programs where applicable.
-

Client: Environmental Resources Mgmt.
 Project: Sulphur Dome
 Sample ID: 019-1055
 Collection Date: 29-Apr-2025 11:55

ANALYTICAL REPORT
 WorkOrder:HS25041631
 Lab ID:HS25041631-01
 Matrix:Water

ANALYSES	RESULT	QUAL	MDL	REPORT LIMIT	UNITS	DILUTION FACTOR	DATE ANALYZED
LOW LEVEL VOLATILES BY SW8260C		Method:SW8260		Analyst: AKP			
Benzene	U		0.00028	0.0020	mg/L	1	07-May-2025 00:19
Ethylbenzene	U		0.00033	0.0020	mg/L	1	07-May-2025 00:19
m,p-Xylene	U		0.00061	0.0040	mg/L	1	07-May-2025 00:19
o-Xylene	U		0.00031	0.0020	mg/L	1	07-May-2025 00:19
Toluene	U		0.00033	0.0020	mg/L	1	07-May-2025 00:19
Xylenes, Total	U		0.00030	0.0030	mg/L	1	07-May-2025 00:19
<i>Surr: 1,2-Dichloroethane-d4</i>	<i>81.5</i>			<i>70-126</i>	<i>%REC</i>	<i>1</i>	<i>07-May-2025 00:19</i>
<i>Surr: 4-Bromofluorobenzene</i>	<i>90.1</i>			<i>77-113</i>	<i>%REC</i>	<i>1</i>	<i>07-May-2025 00:19</i>
<i>Surr: Dibromofluoromethane</i>	<i>90.2</i>			<i>77-123</i>	<i>%REC</i>	<i>1</i>	<i>07-May-2025 00:19</i>
<i>Surr: Toluene-d8</i>	<i>103</i>			<i>82-127</i>	<i>%REC</i>	<i>1</i>	<i>07-May-2025 00:19</i>
MASSACHUSETTS VPH, FEB 2018, REV 2.1		Method:MA VPH		Analyst: LC			
Aliphatics >C6 - C8	U		0.00180	0.00500	mg/L	1	07-May-2025 16:16
Aliphatics >C8 - C10	U		0.000400	0.00500	mg/L	1	07-May-2025 16:16
Aromatics >C8 - C10	U		0.000600	0.0200	mg/L	1	07-May-2025 16:16
<i>Surr: 2,5-Dibromotoluene (Aliphatic)</i>	<i>91.0</i>			<i>70-130</i>	<i>%REC</i>	<i>1</i>	<i>07-May-2025 16:16</i>
<i>Surr: 2,5-Dibromotoluene (Aromatic)</i>	<i>88.0</i>			<i>70-130</i>	<i>%REC</i>	<i>1</i>	<i>07-May-2025 16:16</i>
MASSACHUSETTS EPH R2.1, DEC 2019		Method:MA EPH		Prep:SW3510 / 30-Apr-2025		Analyst: SAM	
Aliphatics >C10 - C12	U		0.0250	0.100	mg/L	1	01-May-2025 22:38
Aliphatics >C12 - C16	U		0.0250	0.100	mg/L	1	01-May-2025 22:38
Aliphatics >C16 - C35	U		0.0250	0.100	mg/L	1	01-May-2025 22:38
Aromatics >C10 - C12	U		0.0250	0.100	mg/L	1	01-May-2025 22:38
Aromatics >C12 - C16	U		0.0250	0.100	mg/L	1	01-May-2025 22:38
Aromatics >C16 - C21	U		0.0250	0.100	mg/L	1	01-May-2025 22:38
Aromatics >C21 - C35	U		0.0250	0.100	mg/L	1	01-May-2025 22:38
<i>Surr: 1-Chlorooctadecane</i>	<i>80.6</i>			<i>40-140</i>	<i>%REC</i>	<i>1</i>	<i>01-May-2025 22:38</i>
<i>Surr: 2-Bromonaphthalene</i>	<i>98.8</i>			<i>40-140</i>	<i>%REC</i>	<i>1</i>	<i>01-May-2025 22:38</i>
<i>Surr: 2-Fluorobiphenyl</i>	<i>88.7</i>			<i>40-140</i>	<i>%REC</i>	<i>1</i>	<i>01-May-2025 22:38</i>
<i>Surr: o-Terphenyl</i>	<i>84.6</i>			<i>40-140</i>	<i>%REC</i>	<i>1</i>	<i>01-May-2025 22:38</i>

Note: See Qualifiers Page for a list of qualifiers and their explanation.

Client: Environmental Resources Mgmt.
 Project: Sulphur Dome
 Sample ID: 019-1055
 Collection Date: 29-Apr-2025 11:55

ANALYTICAL REPORT
 WorkOrder:HS25041631
 Lab ID:HS25041631-01
 Matrix:Water

ANALYSES	RESULT	QUAL	MDL	REPORT LIMIT	UNITS	DILUTION FACTOR	DATE ANALYZED
ICP-MS METALS BY SW6020A		Method:SW6020A		Prep:SW3010A / 06-May-2025		Analyst: JC	
Arsenic	0.000492	J	0.000400	0.00200	mg/L	1	07-May-2025 13:15
Barium	0.266		0.00190	0.00400	mg/L	1	07-May-2025 13:15
Calcium	26.9		0.0340	0.500	mg/L	1	07-May-2025 13:15
Chromium	U		0.000400	0.00400	mg/L	1	07-May-2025 13:15
Iron	3.59		0.0120	0.200	mg/L	1	07-May-2025 13:15
Lead	U		0.000600	0.00200	mg/L	1	07-May-2025 13:15
Magnesium	8.02		0.0100	0.200	mg/L	1	07-May-2025 13:15
Manganese	0.375		0.000700	0.00500	mg/L	1	07-May-2025 13:15
Nickel	U		0.000600	0.00200	mg/L	1	07-May-2025 13:15
Potassium	2.74		0.0180	0.200	mg/L	1	07-May-2025 13:15
Sodium	30.5		0.0140	0.200	mg/L	1	07-May-2025 13:15
Strontium	0.250		0.000200	0.00500	mg/L	1	07-May-2025 13:15
Vanadium	U		0.000600	0.00500	mg/L	1	07-May-2025 13:15
Zinc	0.00383	J	0.00200	0.00400	mg/L	1	07-May-2025 13:15
MERCURY BY SW7470A		Method:SW7470A		Prep:SW7470A / 07-May-2025		Analyst: DH	
Mercury	U		0.0000300	0.000200	mg/L	1	07-May-2025 15:00
HYDROGEN SULFIDE BY E376.1		Method:E376.1				Analyst: CD	
Hydrogen Sulfide	U		0.500	1.00	mg/L	1	06-May-2025 12:13
TOTAL DISSOLVED SOLIDS BY SM2540C		Method:M2540C				Analyst: HB	
Total Dissolved Solids (Residue, Filterable)	288		3.00	10.0	mg/L	1	05-May-2025 10:30
ALKALINITY BY SM2320B		Method:SM2320B				Analyst: MZD	
Alkalinity, Bicarbonate (As CaCO3)	135		3.00	10.0	mg/L	1	07-May-2025 11:22
Alkalinity, Carbonate (As CaCO3)	U		3.00	10.0	mg/L	1	07-May-2025 11:22
SULFIDE BY SM4500 S2-F		Method:SM4500 S2-F				Analyst: CD	
Sulfide	U		0.920	5.00	mg/L	1	06-May-2025 10:00
PH BY SM4500H+ B		Method:SM4500H+ B				Analyst: CD	
pH	6.97	H	0.100	1.00	pH Units	1	05-May-2025 14:08
Temp Deg C @pH	20.1	H	0	0	°C	1	05-May-2025 14:08
ANIONS BY SW9056A		Method:SW9056				Analyst: TH	
Bromide	0.108		0.0300	0.100	mg/L	1	02-May-2025 12:51
Chloride	38.1		0.200	0.500	mg/L	1	02-May-2025 12:51
Sulfate	3.09		0.200	0.500	mg/L	1	02-May-2025 12:51

Note: See Qualifiers Page for a list of qualifiers and their explanation.

Client: Environmental Resources Mgmt.
 Project: Sulphur Dome
 Sample ID: Trip Blank CG-032625-073
 Collection Date: 29-Apr-2025 11:55

ANALYTICAL REPORT
 WorkOrder:HS25041631
 Lab ID:HS25041631-02
 Matrix:Water

ANALYSES	RESULT	QUAL	MDL	REPORT LIMIT	UNITS	DILUTION FACTOR	DATE ANALYZED
LOW LEVEL VOLATILES BY SW8260C		Method:SW8260					Analyst: AKP
Benzene	U		0.00028	0.0020	mg/L	1	06-May-2025 21:52
Ethylbenzene	U		0.00033	0.0020	mg/L	1	06-May-2025 21:52
m,p-Xylene	U		0.00061	0.0040	mg/L	1	06-May-2025 21:52
o-Xylene	U		0.00031	0.0020	mg/L	1	06-May-2025 21:52
Toluene	U		0.00033	0.0020	mg/L	1	06-May-2025 21:52
Xylenes, Total	U		0.00030	0.0030	mg/L	1	06-May-2025 21:52
<i>Surr: 1,2-Dichloroethane-d4</i>		<i>81.2</i>		<i>70-126</i>	<i>%REC</i>	<i>1</i>	<i>06-May-2025 21:52</i>
<i>Surr: 4-Bromofluorobenzene</i>		<i>90.8</i>		<i>77-113</i>	<i>%REC</i>	<i>1</i>	<i>06-May-2025 21:52</i>
<i>Surr: Dibromofluoromethane</i>		<i>89.1</i>		<i>77-123</i>	<i>%REC</i>	<i>1</i>	<i>06-May-2025 21:52</i>
<i>Surr: Toluene-d8</i>		<i>104</i>		<i>82-127</i>	<i>%REC</i>	<i>1</i>	<i>06-May-2025 21:52</i>

Note: See Qualifiers Page for a list of qualifiers and their explanation.

Weight / Prep Log

Client: Environmental Resources Mgmt.
Project: Sulphur Dome
WorkOrder: HS25041631

Batch ID: 227324	Start Date: 30 Apr 2025 06:30	End Date: 30 Apr 2025 06:30
Method: MA EPH EXTRACTION-FRACTIONATION	Prep Code: MA EPH_WPR	

Sample ID	Container	Sample Wt/Vol	Final Volume	Prep Factor	
HS25041631-01	1	1000 (mL)	2 (mL)	0.002	1-liter amber glass, HCl to pH <2

Batch ID: 227532	Start Date: 06 May 2025 10:30	End Date: 06 May 2025 10:30
Method: WATER - SW3010A	Prep Code: 3010A	

Sample ID	Container	Sample Wt/Vol	Final Volume	Prep Factor	
HS25041631-01		10 (mL)	10 (mL)	1	120 plastic HNO3

Batch ID: 227631	Start Date: 07 May 2025 09:00	End Date: 07 May 2025 09:00
Method: MERCURY PREP BY 7470A- WATER	Prep Code: HG_WPR	

Sample ID	Container	Sample Wt/Vol	Final Volume	Prep Factor	
HS25041631-01		10 (mL)	10 (mL)	1	120 plastic HNO3

Client: Environmental Resources Mgmt.
Project: Sulphur Dome
WorkOrder: HS25041631

DATES REPORT

Sample ID	Client Samp ID	Collection Date	Leachate Date	Prep Date	Analysis Date	DF
Batch ID: 227324 (0)		Test Name : MASSACHUSETTS EPH R2.1, DEC 2019			Matrix: Water	
HS25041631-01	019-1055	29 Apr 2025 11:55		30 Apr 2025 06:30	01 May 2025 22:38	1
HS25041631-01	019-1055	29 Apr 2025 11:55		30 Apr 2025 06:30	01 May 2025 22:38	1
Batch ID: 227532 (0)		Test Name : ICP-MS METALS BY SW6020A			Matrix: Water	
HS25041631-01	019-1055	29 Apr 2025 11:55		06 May 2025 10:30	07 May 2025 13:15	1
Batch ID: 227631 (0)		Test Name : MERCURY BY SW7470A			Matrix: Water	
HS25041631-01	019-1055	29 Apr 2025 11:55		07 May 2025 09:00	07 May 2025 15:00	1
Batch ID: R512391 (0)		Test Name : ANIONS BY SW9056A			Matrix: Water	
HS25041631-01	019-1055	29 Apr 2025 11:55			02 May 2025 12:51	1
Batch ID: R512483 (0)		Test Name : PH BY SM4500H+ B			Matrix: Water	
HS25041631-01	019-1055	29 Apr 2025 11:55			05 May 2025 14:08	1
Batch ID: R512513 (0)		Test Name : TOTAL DISSOLVED SOLIDS BY SM2540C			Matrix: Water	
HS25041631-01	019-1055	29 Apr 2025 11:55			05 May 2025 10:30	1
Batch ID: R512556 (0)		Test Name : SULFIDE BY SM4500 S2-F			Matrix: Water	
HS25041631-01	019-1055	29 Apr 2025 11:55			06 May 2025 10:00	1
Batch ID: R512557 (0)		Test Name : HYDROGEN SULFIDE BY E376.1			Matrix: Water	
HS25041631-01	019-1055	29 Apr 2025 11:55			06 May 2025 12:13	1
Batch ID: R512650 (0)		Test Name : LOW LEVEL VOLATILES BY SW8260C			Matrix: Water	
HS25041631-01	019-1055	29 Apr 2025 11:55			07 May 2025 00:19	1
HS25041631-02	Trip Blank CG-032625-073	29 Apr 2025 11:55			06 May 2025 21:52	1
Batch ID: R512651 (0)		Test Name : ALKALINITY BY SM2320B			Matrix: Water	
HS25041631-01	019-1055	29 Apr 2025 11:55			07 May 2025 11:22	1
Batch ID: R512734 (0)		Test Name : MASSACHUSETTS VPH, FEB 2018, REV 2.1			Matrix: Water	
HS25041631-01	019-1055	29 Apr 2025 11:55			07 May 2025 16:16	1
Batch ID: R512784 (0)		Test Name : MASSACHUSETTS VPH, FEB 2018, REV 2.1			Matrix: Water	
HS25041631-01	019-1055	29 Apr 2025 11:55			07 May 2025 16:16	1

Client: Environmental Resources Mgmt.
Project: Sulphur Dome
WorkOrder: HS25041631

QC BATCH REPORT

Batch ID: 227324 (0)		Instrument: FID23		Method: MASSACHUSETTS EPH R2.1, DEC 2019						
MBLK	Sample ID: MBLK-227324	Units: mg/L			Analysis Date: 01-May-2025 13:59					
Client ID:	Run ID: FID23_512373	SeqNo: 8810855		PrepDate: 30-Apr-2025		DF: 1				
Analyte	Result	PQL	SPK Val	SPK Ref Value	%REC	Control Limit	RPD Ref Value	%RPD	RPD Limit Qual	
Aliphatics >C10 - C12	U	0.100								
Aliphatics >C12 - C16	U	0.100								
Aliphatics >C16 - C35	U	0.100								
<i>Surr: 1-Chlorooctadecane</i>	<i>0.02912</i>	<i>0</i>	<i>0.04</i>	<i>0</i>	<i>72.8</i>	<i>40 - 140</i>				
MBLK	Sample ID: MBLK-227324	Units: mg/L			Analysis Date: 01-May-2025 13:59					
Client ID:	Run ID: FID-22_512375	SeqNo: 8810874		PrepDate: 30-Apr-2025		DF: 1				
Analyte	Result	PQL	SPK Val	SPK Ref Value	%REC	Control Limit	RPD Ref Value	%RPD	RPD Limit Qual	
Aromatics >C10 - C12	U	0.100								
Aromatics >C12 - C16	U	0.100								
Aromatics >C16 - C21	U	0.100								
Aromatics >C21 - C35	U	0.100								
<i>Surr: 2-Bromonaphthalene</i>	<i>0.04007</i>	<i>0</i>	<i>0.04</i>	<i>0</i>	<i>100</i>	<i>40 - 140</i>				
<i>Surr: 2-Fluorobiphenyl</i>	<i>0.03603</i>	<i>0</i>	<i>0.04</i>	<i>0</i>	<i>90.1</i>	<i>40 - 140</i>				
<i>Surr: o-Terphenyl</i>	<i>0.03125</i>	<i>0</i>	<i>0.04</i>	<i>0</i>	<i>78.1</i>	<i>40 - 140</i>				
LCS	Sample ID: LCS-227324	Units: mg/L			Analysis Date: 01-May-2025 14:27					
Client ID:	Run ID: FID23_512373	SeqNo: 8810856		PrepDate: 30-Apr-2025		DF: 1				
Analyte	Result	PQL	SPK Val	SPK Ref Value	%REC	Control Limit	RPD Ref Value	%RPD	RPD Limit Qual	
Aliphatics >C10 - C12	0.0464	0.100	0.05	0	92.8	40 - 140			J	
Aliphatics >C12 - C16	0.1041	0.100	0.1	0	104	40 - 140				
Aliphatics >C16 - C35	0.3885	0.100	0.4	0	97.1	40 - 140				
<i>Surr: 1-Chlorooctadecane</i>	<i>0.03171</i>	<i>0</i>	<i>0.04</i>	<i>0</i>	<i>79.3</i>	<i>40 - 140</i>				

Client: Environmental Resources Mgmt.
Project: Sulphur Dome
WorkOrder: HS25041631

QC BATCH REPORT

Batch ID: 227324 (0)		Instrument: FID23		Method: MASSACHUSETTS EPH R2.1, DEC 2019						
LCS		Sample ID: LCS-227324		Units: mg/L		Analysis Date: 01-May-2025 14:27				
Client ID:		Run ID: FID-22_512375		SeqNo: 8810875		PrepDate: 30-Apr-2025		DF: 1		
Analyte	Result	PQL	SPK Val	SPK Ref Value	%REC	Control Limit	RPD Ref Value	%RPD	RPD Limit Qual	
Aromatics >C10 - C12	0.04537	0.100	0.05	0	90.7	40 - 140			J	
Aromatics >C12 - C16	0.1852	0.100	0.2	0	92.6	40 - 140				
Aromatics >C16 - C21	0.1522	0.100	0.15	0	101	40 - 140				
Aromatics >C21 - C35	0.4721	0.100	0.45	0	105	40 - 140				
Surr: 2-Bromonaphthalene	0.0392	0	0.04	0	98.0	40 - 140				
Surr: 2-Fluorobiphenyl	0.03591	0	0.04	0	89.8	40 - 140				
Surr: o-Terphenyl	0.0328	0	0.04	0	82.0	40 - 140				
MS		Sample ID: HS25041426-24MS		Units: mg/L		Analysis Date: 01-May-2025 15:54				
Client ID:		Run ID: FID23_512373		SeqNo: 8810858		PrepDate: 30-Apr-2025		DF: 1		
Analyte	Result	PQL	SPK Val	SPK Ref Value	%REC	Control Limit	RPD Ref Value	%RPD	RPD Limit Qual	
Aliphatics >C10 - C12	0.05111	0.100	0.05	0	102	40 - 140			J	
Aliphatics >C12 - C16	0.1111	0.100	0.1	0	111	40 - 140				
Aliphatics >C16 - C35	0.4003	0.100	0.4	0	100	40 - 140				
Surr: 1-Chlorooctadecane	0.03242	0	0.04	0	81.1	40 - 140				
MS		Sample ID: HS25041426-24MS		Units: mg/L		Analysis Date: 01-May-2025 15:54				
Client ID:		Run ID: FID-22_512375		SeqNo: 8810877		PrepDate: 30-Apr-2025		DF: 1		
Analyte	Result	PQL	SPK Val	SPK Ref Value	%REC	Control Limit	RPD Ref Value	%RPD	RPD Limit Qual	
Aromatics >C10 - C12	0.04169	0.100	0.05	0	83.4	40 - 140			J	
Aromatics >C12 - C16	0.1664	0.100	0.2	0	83.2	40 - 140				
Aromatics >C16 - C21	0.1359	0.100	0.15	0	90.6	40 - 140				
Aromatics >C21 - C35	0.4151	0.100	0.45	0	92.2	40 - 140				
Surr: 2-Bromonaphthalene	0.03682	0	0.04	0	92.1	40 - 140				
Surr: 2-Fluorobiphenyl	0.03415	0	0.04	0	85.4	40 - 140				
Surr: o-Terphenyl	0.03012	0	0.04	0	75.3	40 - 140				

Client: Environmental Resources Mgmt.
Project: Sulphur Dome
WorkOrder: HS25041631

QC BATCH REPORT

Batch ID: 227324 (0)		Instrument: FID23		Method: MASSACHUSETTS EPH R2.1, DEC 2019						
MSD	Sample ID: HS25041426-24MSD	Units: mg/L			Analysis Date: 01-May-2025 16:23					
Client ID:	Run ID: FID23_512373	SeqNo: 8810859		PrepDate: 30-Apr-2025		DF: 1				
Analyte	Result	PQL	SPK Val	SPK Ref Value	%REC	Control Limit	RPD Ref Value	%RPD	RPD Limit	Qual
Aliphatics >C10 - C12	0.05412	0.100	0.05	0	108	40 - 140	0.05111	0	50	J
Aliphatics >C12 - C16	0.1171	0.100	0.1	0	117	40 - 140	0.1111	5.29	50	
Aliphatics >C16 - C35	0.4206	0.100	0.4	0	105	40 - 140	0.4003	4.96	50	
<i>Surr: 1-Chlorooctadecane</i>	<i>0.03276</i>	<i>0</i>	<i>0.04</i>	<i>0</i>	<i>81.9</i>	<i>40 - 140</i>	<i>0.03242</i>	<i>1.02</i>	<i>50</i>	
MSD	Sample ID: HS25041426-24MSD	Units: mg/L			Analysis Date: 01-May-2025 16:23					
Client ID:	Run ID: FID-22_512375	SeqNo: 8810878		PrepDate: 30-Apr-2025		DF: 1				
Analyte	Result	PQL	SPK Val	SPK Ref Value	%REC	Control Limit	RPD Ref Value	%RPD	RPD Limit	Qual
Aromatics >C10 - C12	0.04478	0.100	0.05	0	89.6	40 - 140	0.04169	0	50	J
Aromatics >C12 - C16	0.1772	0.100	0.2	0	88.6	40 - 140	0.1664	6.31	50	
Aromatics >C16 - C21	0.1476	0.100	0.15	0	98.4	40 - 140	0.1359	8.27	50	
Aromatics >C21 - C35	0.4501	0.100	0.45	0	100	40 - 140	0.4151	8.09	50	
<i>Surr: 2-Bromonaphthalene</i>	<i>0.0379</i>	<i>0</i>	<i>0.04</i>	<i>0</i>	<i>94.7</i>	<i>40 - 140</i>	<i>0.03682</i>	<i>2.88</i>	<i>50</i>	
<i>Surr: 2-Fluorobiphenyl</i>	<i>0.03464</i>	<i>0</i>	<i>0.04</i>	<i>0</i>	<i>86.6</i>	<i>40 - 140</i>	<i>0.03415</i>	<i>1.41</i>	<i>50</i>	
<i>Surr: o-Terphenyl</i>	<i>0.03194</i>	<i>0</i>	<i>0.04</i>	<i>0</i>	<i>79.9</i>	<i>40 - 140</i>	<i>0.03012</i>	<i>5.88</i>	<i>50</i>	

The following samples were analyzed in this batch: HS25041631-01

Client: Environmental Resources Mgmt.
Project: Sulphur Dome
WorkOrder: HS25041631

QC BATCH REPORT

Batch ID: R512734 (0) **Instrument:** FID-14 **Method:** MASSACHUSETTS VPH, FEB 2018, REV 2.1

MBLK		Sample ID: MBLK-250507		Units: mg/L		Analysis Date: 07-May-2025 15:37			
Client ID:		Run ID: FID-14_512734		SeqNo: 8818497		PrepDate:		DF: 1	
Analyte	Result	PQL	SPK Val	SPK Ref Value	%REC	Control Limit	RPD Ref Value	%RPD	RPD Limit Qual
Aliphatics >C6 - C8	U	0.00500							
Aliphatics >C8 - C10	U	0.00500							
<i>Surr: 2,5-Dibromotoluene (Aliphatic)</i>	0.2075	0.0100	0.25	0	83.0	70 - 130			

LCS		Sample ID: LCS-250507		Units: mg/L		Analysis Date: 07-May-2025 14:19			
Client ID:		Run ID: FID-14_512734		SeqNo: 8818495		PrepDate:		DF: 1	
Analyte	Result	PQL	SPK Val	SPK Ref Value	%REC	Control Limit	RPD Ref Value	%RPD	RPD Limit Qual
Aliphatics >C6 - C8	0.01839	0.00500	0.025	0	73.5	70 - 130			
Aliphatics >C8 - C10	0.01812	0.00500	0.025	0	72.5	70 - 130			
<i>Surr: 2,5-Dibromotoluene (Aliphatic)</i>	0.2046	0.0100	0.25	0	81.8	70 - 130			

LCSD		Sample ID: LCSD-250507		Units: mg/L		Analysis Date: 07-May-2025 14:58			
Client ID:		Run ID: FID-14_512734		SeqNo: 8818496		PrepDate:		DF: 1	
Analyte	Result	PQL	SPK Val	SPK Ref Value	%REC	Control Limit	RPD Ref Value	%RPD	RPD Limit Qual
Aliphatics >C6 - C8	0.0186	0.00500	0.025	0	74.4	70 - 130	0.01839	1.16	25
Aliphatics >C8 - C10	0.0184	0.00500	0.025	0	73.6	70 - 130	0.01812	1.51	25
<i>Surr: 2,5-Dibromotoluene (Aliphatic)</i>	0.2299	0.0100	0.25	0	91.9	70 - 130	0.2046	11.6	25

The following samples were analyzed in this batch: HS25041631-01

Client: Environmental Resources Mgmt.
Project: Sulphur Dome
WorkOrder: HS25041631

QC BATCH REPORT

Batch ID: R512784 (0)		Instrument: FID-15		Method: MASSACHUSETTS VPH, FEB 2018, REV 2.1					
MBLK	Sample ID: MBLK-250507	Units: mg/L			Analysis Date: 07-May-2025 15:37				
Client ID:		Run ID: FID-15_512784		SeqNo: 8819686	PrepDate:		DF: 1		
Analyte	Result	PQL	SPK Val	SPK Ref Value	%REC	Control Limit	RPD Ref Value	%RPD	RPD Limit Qual

Aromatics >C8 - C10	U	0.0200							
<i>Surr: 2,5-Dibromotoluene (Aromatic)</i>	0.2009	0.0100	0.25	0	80.3	70 - 130			

LCS	Sample ID: LCS-250507	Units: mg/L			Analysis Date: 07-May-2025 14:19				
Client ID:		Run ID: FID-15_512784		SeqNo: 8819684	PrepDate:		DF: 1		
Analyte	Result	PQL	SPK Val	SPK Ref Value	%REC	Control Limit	RPD Ref Value	%RPD	RPD Limit Qual

Aromatics >C8 - C10	0.07505	0.0200	0.1	0	75.1	70 - 130			
<i>Surr: 2,5-Dibromotoluene (Aromatic)</i>	0.1982	0.0100	0.25	0	79.3	70 - 130			

LCSD	Sample ID: LCSD-250507	Units: mg/L			Analysis Date: 07-May-2025 14:58				
Client ID:		Run ID: FID-15_512784		SeqNo: 8819685	PrepDate:		DF: 1		
Analyte	Result	PQL	SPK Val	SPK Ref Value	%REC	Control Limit	RPD Ref Value	%RPD	RPD Limit Qual

Aromatics >C8 - C10	0.07576	0.0200	0.1	0	75.8	70 - 130	0.07505	0.943	25
<i>Surr: 2,5-Dibromotoluene (Aromatic)</i>	0.2215	0.0100	0.25	0	88.6	70 - 130	0.1982	11.1	25

The following samples were analyzed in this batch: HS25041631-01

Client: Environmental Resources Mgmt.
Project: Sulphur Dome
WorkOrder: HS25041631

QC BATCH REPORT

Batch ID: 227532 (0)		Instrument: ICPMS06		Method: ICP-MS METALS BY SW6020A						
MBLK	Sample ID: MBLK-227532	Units: mg/L			Analysis Date: 07-May-2025 12:01					
Client ID:	Run ID: ICPMS06_512632	SeqNo: 8816739		PrepDate: 06-May-2025		DF: 1				
Analyte	Result	PQL	SPK Val	SPK Ref Value	%REC	Control Limit	RPD Ref Value	RPD %RPD	RPD Limit Qual	
Arsenic	U	0.00200								
Barium	U	0.00400								
Calcium	U	0.500								
Chromium	U	0.00400								
Iron	U	0.200								
Lead	U	0.00200								
Magnesium	U	0.200								
Manganese	U	0.00500								
Nickel	U	0.00200								
Potassium	U	0.200								
Sodium	0.02378	0.200							J	
Strontium	U	0.00500								
Vanadium	U	0.00500								
Zinc	U	0.00400								

LCS	Sample ID: LCS-227532	Units: mg/L			Analysis Date: 07-May-2025 12:03				
Client ID:	Run ID: ICPMS06_512632	SeqNo: 8816740		PrepDate: 06-May-2025		DF: 1			
Analyte	Result	PQL	SPK Val	SPK Ref Value	%REC	Control Limit	RPD Ref Value	RPD %RPD	RPD Limit Qual
Arsenic	0.04786	0.00200	0.05	0	95.7	80 - 120			
Barium	0.04686	0.00400	0.05	0	93.7	80 - 120			
Calcium	4.904	0.500	5	0	98.1	80 - 120			
Chromium	0.0482	0.00400	0.05	0	96.4	80 - 120			
Iron	4.79	0.200	5	0	95.8	80 - 120			
Lead	0.04716	0.00200	0.05	0	94.3	80 - 120			
Magnesium	4.836	0.200	5	0	96.7	80 - 120			
Manganese	0.04783	0.00500	0.05	0	95.7	80 - 120			
Nickel	0.04749	0.00200	0.05	0	95.0	80 - 120			
Potassium	4.909	0.200	5	0	98.2	80 - 120			
Sodium	4.742	0.200	5	0	94.8	80 - 120			
Strontium	0.09856	0.00500	0.1	0	98.6	80 - 120			
Vanadium	0.04747	0.00500	0.05	0	94.9	80 - 120			
Zinc	0.05001	0.00400	0.05	0	100	80 - 120			

Client: Environmental Resources Mgmt.
Project: Sulphur Dome
WorkOrder: HS25041631

QC BATCH REPORT

Batch ID: 227532 (0)		Instrument: ICPMS06			Method: ICP-MS METALS BY SW6020A					
MS	Sample ID: HS25041537-01MS	Units: mg/L			Analysis Date: 07-May-2025 12:11					
Client ID:	Run ID: ICPMS06_512632	SeqNo: 8816744		PrepDate: 06-May-2025		DF: 1				
Analyte	Result	PQL	SPK Val	SPK Ref Value	%REC	Control Limit	RPD Ref Value	%RPD	RPD Limit	Qual
Arsenic	0.04902	0.00200	0.05	0.000683	96.7	80 - 120				
Barium	0.07739	0.00400	0.05	0.03063	93.5	80 - 120				
Calcium	206.6	0.500	5	203.9	52.7	80 - 120				SEO
Chromium	0.04733	0.00400	0.05	0.000339	94.0	80 - 120				
Iron	4.793	0.200	5	0.03304	95.2	80 - 120				
Lead	0.04679	0.00200	0.05	0.00012	93.3	80 - 120				
Magnesium	26.79	0.200	5	22.73	81.2	80 - 120				O
Manganese	0.4427	0.00500	0.05	0.4002	85.0	80 - 120				O
Nickel	0.04538	0.00200	0.05	0.000947	88.9	80 - 120				
Potassium	6.952	0.200	5	2.226	94.5	80 - 120				
Sodium	113.9	0.200	5	112.8	22.0	80 - 120				SO
Strontium	1.033	0.00500	0.1	0.9437	88.9	80 - 120				O
Vanadium	0.04892	0.00500	0.05	0.001044	95.8	80 - 120				
Zinc	0.07458	0.00400	0.05	0.0248	99.6	80 - 120				

MSD	Sample ID: HS25041537-01MSD	Units: mg/L			Analysis Date: 07-May-2025 12:13					
Client ID:	Run ID: ICPMS06_512632	SeqNo: 8816745		PrepDate: 06-May-2025		DF: 1				
Analyte	Result	PQL	SPK Val	SPK Ref Value	%REC	Control Limit	RPD Ref Value	%RPD	RPD Limit	Qual
Arsenic	0.04959	0.00200	0.05	0.000683	97.8	80 - 120	0.04902	1.15	20	
Barium	0.07732	0.00400	0.05	0.03063	93.4	80 - 120	0.07739	0.0879	20	
Calcium	207.1	0.500	5	203.9	63.4	80 - 120	206.6	0.259	20	SEO
Chromium	0.047	0.00400	0.05	0.000339	93.3	80 - 120	0.04733	0.708	20	
Iron	4.74	0.200	5	0.03304	94.1	80 - 120	4.793	1.12	20	
Lead	0.04807	0.00200	0.05	0.00012	95.9	80 - 120	0.04679	2.7	20	
Magnesium	27.1	0.200	5	22.73	87.3	80 - 120	26.79	1.14	20	O
Manganese	0.4392	0.00500	0.05	0.4002	78.1	80 - 120	0.4427	0.773	20	SO
Nickel	0.04549	0.00200	0.05	0.000947	89.1	80 - 120	0.04538	0.222	20	
Potassium	6.981	0.200	5	2.226	95.1	80 - 120	6.952	0.413	20	
Sodium	114.6	0.200	5	112.8	34.7	80 - 120	113.9	0.556	20	SO
Strontium	1.05	0.00500	0.1	0.9437	107	80 - 120	1.033	1.7	20	O
Vanadium	0.0489	0.00500	0.05	0.001044	95.7	80 - 120	0.04892	0.0593	20	
Zinc	0.07468	0.00400	0.05	0.0248	99.8	80 - 120	0.07458	0.126	20	

Client: Environmental Resources Mgmt.
Project: Sulphur Dome
WorkOrder: HS25041631

QC BATCH REPORT

Batch ID: 227532 (0)		Instrument: ICPMS06		Method: ICP-MS METALS BY SW6020A						
PDS	Sample ID: HS25041537-01PDS	Units: mg/L			Analysis Date: 07-May-2025 12:15					
Client ID:	Run ID: ICPMS06_512632	SeqNo: 8816746		PrepDate: 06-May-2025		DF: 1				
Analyte	Result	PQL	SPK Val	SPK Ref Value	%REC	Control Limit	RPD Ref Value	%RPD	RPD Limit Qual	
Arsenic	0.09726	0.00200	0.1	0.000683	96.6	75 - 125				
Barium	0.1247	0.00400	0.1	0.03063	94.1	75 - 125				
Chromium	0.09375	0.00400	0.1	0.000339	93.4	75 - 125				
Iron	9.39	0.200	10	0.03304	93.6	75 - 125				
Lead	0.09474	0.00200	0.1	0.00012	94.6	75 - 125				
Magnesium	31.28	0.200	10	22.73	85.4	75 - 125				
Manganese	0.4839	0.00500	0.1	0.4002	83.7	75 - 125			O	
Nickel	0.08974	0.00200	0.1	0.000947	88.8	75 - 125				
Potassium	11.7	0.200	10	2.226	94.7	75 - 125				
Sodium	116.7	0.200	10	112.8	39.0	75 - 125			SO	
Strontium	1.043	0.00500	0.1	0.9437	99.6	75 - 125			O	
Vanadium	0.09559	0.00500	0.1	0.001044	94.5	75 - 125				
Zinc	0.1178	0.00400	0.1	0.0248	93.0	75 - 125				

PDS	Sample ID: HS25041537-01PDS	Units: mg/L			Analysis Date: 07-May-2025 13:44				
Client ID:	Run ID: ICPMS06_512632	SeqNo: 8817067		PrepDate: 06-May-2025		DF: 20			
Analyte	Result	PQL	SPK Val	SPK Ref Value	%REC	Control Limit	RPD Ref Value	%RPD	RPD Limit Qual
Calcium	394.4	10.0	200	203.8	95.3	75 - 125			

Client: Environmental Resources Mgmt.
Project: Sulphur Dome
WorkOrder: HS25041631

QC BATCH REPORT

Batch ID: 227532 (0) **Instrument:** ICPMS06 **Method:** ICP-MS METALS BY SW6020A

SD Sample ID: **HS25041537-01SD** Units: **mg/L** Analysis Date: **07-May-2025 12:05**
 Client ID: Run ID: **ICPMS06_512632** SeqNo: **8816741** PrepDate: **06-May-2025** DF: **5**
 Analyte Result PQL SPK Val SPK Ref Value %REC Control Limit RPD Ref Value %D Limit Qual

Arsenic	U	0.0100					0.000683	0	10
Barium	0.03089	0.0200					0.03063	0.829	10
Chromium	U	0.0200					0.000339	0	10
Iron	U	1.00					0.03304	0	10
Lead	U	0.0100					0.00012	0	10
Magnesium	23.56	1.00					22.73	3.64	10
Manganese	0.423	0.0250					0.4002	5.7	10
Nickel	U	0.0100					0.000947	0	10
Potassium	2.373	1.00					2.226	6.64	10
Sodium	115.5	1.00					112.8	2.39	10
Strontium	0.9517	0.0250					0.9437	0.844	10
Vanadium	U	0.0250					0.001044	0	10

SD Sample ID: **HS25041537-01SD** Units: **mg/L** Analysis Date: **07-May-2025 13:42**
 Client ID: Run ID: **ICPMS06_512632** SeqNo: **8817066** PrepDate: **06-May-2025** DF: **100**
 Analyte Result PQL SPK Val SPK Ref Value %REC Control Limit RPD Ref Value %D Limit Qual

Calcium	196.9	50.0					203.8	3.38	10
---------	-------	------	--	--	--	--	-------	------	----

The following samples were analyzed in this batch: HS25041631-01

Client: Environmental Resources Mgmt.
Project: Sulphur Dome
WorkOrder: HS25041631

QC BATCH REPORT

Batch ID: 227631 (0)	Instrument: HG04	Method: MERCURY BY SW7470A
-------------------------------	-------------------------	-----------------------------------

MBLK	Sample ID: MBLK-227631	Units: mg/L	Analysis Date: 07-May-2025 14:47							
Client ID:	Run ID: HG04_512677	SeqNo: 8817554	PrepDate: 07-May-2025 DF: 1							
Analyte	Result	PQL	SPK Val	SPK Ref Value	%REC	Control Limit	RPD Ref Value	RPD %RPD	RPD Limit	Qual

Mercury U 0.000200

LCS	Sample ID: LCS-227631	Units: mg/L	Analysis Date: 07-May-2025 14:48							
Client ID:	Run ID: HG04_512677	SeqNo: 8817555	PrepDate: 07-May-2025 DF: 1							
Analyte	Result	PQL	SPK Val	SPK Ref Value	%REC	Control Limit	RPD Ref Value	RPD %RPD	RPD Limit	Qual

Mercury 0.00518 0.000200 0.005 0 104 80 - 120

MS	Sample ID: HS25041342-02MS	Units: mg/L	Analysis Date: 07-May-2025 14:52							
Client ID:	Run ID: HG04_512677	SeqNo: 8817557	PrepDate: 07-May-2025 DF: 1							
Analyte	Result	PQL	SPK Val	SPK Ref Value	%REC	Control Limit	RPD Ref Value	RPD %RPD	RPD Limit	Qual

Mercury 0.004 0.000200 0.005 -0.000029 80.6 75 - 125

MSD	Sample ID: HS25041342-02MSD	Units: mg/L	Analysis Date: 07-May-2025 14:54							
Client ID:	Run ID: HG04_512677	SeqNo: 8817558	PrepDate: 07-May-2025 DF: 1							
Analyte	Result	PQL	SPK Val	SPK Ref Value	%REC	Control Limit	RPD Ref Value	RPD %RPD	RPD Limit	Qual

Mercury 0.00394 0.000200 0.005 -0.000029 79.4 75 - 125 0.004 1.51 20

The following samples were analyzed in this batch: HS25041631-01

Client: Environmental Resources Mgmt.
Project: Sulphur Dome
WorkOrder: HS25041631

QC BATCH REPORT

Batch ID: R512650 (0)	Instrument: VOA4	Method: LOW LEVEL VOLATILES BY SW8260C
--------------------------------	-------------------------	---

MBLK	Sample ID: MBLK-250506	Units: mg/L	Analysis Date: 06-May-2025 21:31							
Client ID:	Run ID: VOA4_512650	SeqNo: 8816643	PrepDate: DF: 1							
Analyte	Result	PQL	SPK Val	SPK Ref Value	%REC	Control Limit	RPD Ref Value	%RPD	RPD Limit	Qual
Benzene	U	0.0020								
Ethylbenzene	U	0.0020								
m,p-Xylene	U	0.0040								
o-Xylene	U	0.0020								
Toluene	U	0.0020								
Xylenes, Total	U	0.0030								
<i>Surr: 1,2-Dichloroethane-d4</i>	<i>0.040</i>	<i>0.0010</i>	<i>0.05</i>	<i>0</i>	<i>80.3</i>	<i>70 - 123</i>				
<i>Surr: 4-Bromofluorobenzene</i>	<i>0.045</i>	<i>0.0010</i>	<i>0.05</i>	<i>0</i>	<i>89.1</i>	<i>77 - 113</i>				
<i>Surr: Dibromofluoromethane</i>	<i>0.045</i>	<i>0.0010</i>	<i>0.05</i>	<i>0</i>	<i>89.0</i>	<i>73 - 126</i>				
<i>Surr: Toluene-d8</i>	<i>0.052</i>	<i>0.0010</i>	<i>0.05</i>	<i>0</i>	<i>103</i>	<i>81 - 120</i>				

LCS	Sample ID: LCS-250506	Units: mg/L	Analysis Date: 06-May-2025 20:28							
Client ID:	Run ID: VOA4_512650	SeqNo: 8816641	PrepDate: DF: 1							
Analyte	Result	PQL	SPK Val	SPK Ref Value	%REC	Control Limit	RPD Ref Value	%RPD	RPD Limit	Qual
Benzene	0.019	0.0020	0.02	0	94.0	74 - 120				
Ethylbenzene	0.022	0.0020	0.02	0	109	77 - 117				
m,p-Xylene	0.044	0.0040	0.04	0	110	77 - 122				
o-Xylene	0.022	0.0020	0.02	0	110	75 - 119				
Toluene	0.021	0.0020	0.02	0	105	77 - 118				
Xylenes, Total	0.066	0.0030	0.06	0	110	75 - 122				
<i>Surr: 1,2-Dichloroethane-d4</i>	<i>0.042</i>	<i>0.0010</i>	<i>0.05</i>	<i>0</i>	<i>83.7</i>	<i>70 - 123</i>				
<i>Surr: 4-Bromofluorobenzene</i>	<i>0.045</i>	<i>0.0010</i>	<i>0.05</i>	<i>0</i>	<i>90.3</i>	<i>77 - 113</i>				
<i>Surr: Dibromofluoromethane</i>	<i>0.044</i>	<i>0.0010</i>	<i>0.05</i>	<i>0</i>	<i>88.9</i>	<i>73 - 126</i>				
<i>Surr: Toluene-d8</i>	<i>0.053</i>	<i>0.0010</i>	<i>0.05</i>	<i>0</i>	<i>106</i>	<i>81 - 120</i>				

Client: Environmental Resources Mgmt.
Project: Sulphur Dome
WorkOrder: HS25041631

QC BATCH REPORT

Batch ID: R512650 (0) **Instrument:** VOA4 **Method:** LOW LEVEL VOLATILES BY SW8260C

LCSD		Sample ID: LCSD-250506			Units: mg/L		Analysis Date: 06-May-2025 20:49			
Client ID:		Run ID: VOA4_512650			SeqNo: 8816642		PrepDate:		DF: 1	
Analyte	Result	PQL	SPK Val	SPK Ref Value	%REC	Control Limit	RPD Ref Value	%RPD	RPD Limit	Qual
Benzene	0.018	0.0020	0.02	0	88.1	74 - 120	0.01879	6.44	20	
Ethylbenzene	0.021	0.0020	0.02	0	104	77 - 117	0.02173	4.62	20	
m,p-Xylene	0.042	0.0040	0.04	0	104	77 - 122	0.04382	4.82	20	
o-Xylene	0.021	0.0020	0.02	0	106	75 - 119	0.02197	3.33	20	
Toluene	0.020	0.0020	0.02	0	99.9	77 - 118	0.02093	4.63	20	
Xylenes, Total	0.063	0.0030	0.06	0	105	75 - 122	0.06578	4.32	20	
<i>Surr: 1,2-Dichloroethane-d4</i>	<i>0.040</i>	<i>0.0010</i>	<i>0.05</i>	<i>0</i>	<i>80.6</i>	<i>70 - 123</i>	<i>0.04187</i>	<i>3.79</i>	<i>20</i>	
<i>Surr: 4-Bromofluorobenzene</i>	<i>0.045</i>	<i>0.0010</i>	<i>0.05</i>	<i>0</i>	<i>89.8</i>	<i>77 - 113</i>	<i>0.04514</i>	<i>0.482</i>	<i>20</i>	
<i>Surr: Dibromofluoromethane</i>	<i>0.044</i>	<i>0.0010</i>	<i>0.05</i>	<i>0</i>	<i>87.7</i>	<i>73 - 126</i>	<i>0.04446</i>	<i>1.38</i>	<i>20</i>	
<i>Surr: Toluene-d8</i>	<i>0.052</i>	<i>0.0010</i>	<i>0.05</i>	<i>0</i>	<i>105</i>	<i>81 - 120</i>	<i>0.05301</i>	<i>1.06</i>	<i>20</i>	

MS		Sample ID: HS25050014-01MS			Units: mg/L		Analysis Date: 07-May-2025 04:53			
Client ID:		Run ID: VOA4_512650			SeqNo: 8816658		PrepDate:		DF: 1	
Analyte	Result	PQL	SPK Val	SPK Ref Value	%REC	Control Limit	RPD Ref Value	%RPD	RPD Limit	Qual
Benzene	0.017	0.0020	0.02	0	86.7	70 - 127				
Ethylbenzene	0.020	0.0020	0.02	0	101	70 - 124				
m,p-Xylene	0.041	0.0040	0.04	0	102	70 - 130				
o-Xylene	0.020	0.0020	0.02	0	98.4	70 - 124				
Toluene	0.020	0.0020	0.02	0	97.9	70 - 123				
Xylenes, Total	0.060	0.0030	0.06	0	101	70 - 130				
<i>Surr: 1,2-Dichloroethane-d4</i>	<i>0.041</i>	<i>0.0010</i>	<i>0.05</i>	<i>0</i>	<i>82.6</i>	<i>70 - 126</i>				
<i>Surr: 4-Bromofluorobenzene</i>	<i>0.045</i>	<i>0.0010</i>	<i>0.05</i>	<i>0</i>	<i>89.3</i>	<i>77 - 113</i>				
<i>Surr: Dibromofluoromethane</i>	<i>0.045</i>	<i>0.0010</i>	<i>0.05</i>	<i>0</i>	<i>89.6</i>	<i>77 - 123</i>				
<i>Surr: Toluene-d8</i>	<i>0.053</i>	<i>0.0010</i>	<i>0.05</i>	<i>0</i>	<i>106</i>	<i>82 - 127</i>				

Client: Environmental Resources Mgmt.
Project: Sulphur Dome
WorkOrder: HS25041631

QC BATCH REPORT

Batch ID: R512650 (0) **Instrument:** VOA4 **Method:** LOW LEVEL VOLATILES BY SW8260C

MSD		Sample ID: HS25050014-01MSD			Units: mg/L		Analysis Date: 07-May-2025 05:14			
Client ID:		Run ID: VOA4_512650			SeqNo: 8816659		PrepDate:		DF: 1	
Analyte	Result	PQL	SPK Val	SPK Ref Value	%REC	Control Limit	RPD Ref Value	%RPD	RPD Limit	Qual
Benzene	0.016	0.0020	0.02	0	80.0	70 - 127	0.01734	8.02	20	
Ethylbenzene	0.018	0.0020	0.02	0	89.9	70 - 124	0.02023	11.8	20	
m,p-Xylene	0.037	0.0040	0.04	0	91.3	70 - 130	0.04066	10.8	20	
o-Xylene	0.018	0.0020	0.02	0	90.6	70 - 124	0.01968	8.23	20	
Toluene	0.017	0.0020	0.02	0	87.3	70 - 123	0.01958	11.4	20	
Xylenes, Total	0.055	0.0030	0.06	0	91.0	70 - 130	0.06034	9.94	20	
<i>Surr: 1,2-Dichloroethane-d4</i>	<i>0.041</i>	<i>0.0010</i>	<i>0.05</i>	<i>0</i>	<i>81.7</i>	<i>70 - 126</i>	<i>0.04130</i>	<i>1.12</i>	<i>20</i>	
<i>Surr: 4-Bromofluorobenzene</i>	<i>0.045</i>	<i>0.0010</i>	<i>0.05</i>	<i>0</i>	<i>89.2</i>	<i>77 - 113</i>	<i>0.04467</i>	<i>0.157</i>	<i>20</i>	
<i>Surr: Dibromofluoromethane</i>	<i>0.044</i>	<i>0.0010</i>	<i>0.05</i>	<i>0</i>	<i>88.7</i>	<i>77 - 123</i>	<i>0.04480</i>	<i>0.991</i>	<i>20</i>	
<i>Surr: Toluene-d8</i>	<i>0.052</i>	<i>0.0010</i>	<i>0.05</i>	<i>0</i>	<i>104</i>	<i>82 - 127</i>	<i>0.05304</i>	<i>2.18</i>	<i>20</i>	

The following samples were analyzed in this batch: HS25041631-01 HS25041631-02

Client: Environmental Resources Mgmt.
Project: Sulphur Dome
WorkOrder: HS25041631

QC BATCH REPORT

Batch ID: R512391 (0) **Instrument:** ICS-Integrion **Method:** ANIONS BY SW9056A

MBLK		Sample ID: MBLK		Units: mg/L		Analysis Date: 02-May-2025 13:15			
Client ID:		Run ID: ICS-Integrion_512391		SeqNo: 8811295		PrepDate:		DF: 1	
Analyte	Result	PQL	SPK Val	SPK Ref Value	%REC	Control Limit	RPD Ref Value	%RPD	RPD Limit Qual
Bromide	U	0.100							
Chloride	U	0.500							
Sulfate	U	0.500							

LCS		Sample ID: LCS		Units: mg/L		Analysis Date: 02-May-2025 13:21			
Client ID:		Run ID: ICS-Integrion_512391		SeqNo: 8811296		PrepDate:		DF: 1	
Analyte	Result	PQL	SPK Val	SPK Ref Value	%REC	Control Limit	RPD Ref Value	%RPD	RPD Limit Qual
Bromide	3.77	0.100	4	0	94.2	80 - 120			
Chloride	19.39	0.500	20	0	96.9	80 - 120			
Sulfate	19.61	0.500	20	0	98.0	80 - 120			

MS		Sample ID: HS25041631-01MS		Units: mg/L		Analysis Date: 02-May-2025 12:57			
Client ID: 019-1055		Run ID: ICS-Integrion_512391		SeqNo: 8811293		PrepDate:		DF: 1	
Analyte	Result	PQL	SPK Val	SPK Ref Value	%REC	Control Limit	RPD Ref Value	%RPD	RPD Limit Qual
Bromide	1.875	0.100	2	0.1075	88.4	80 - 120			
Chloride	47.21	0.500	10	38.08	91.4	80 - 120			
Sulfate	13.01	0.500	10	3.09	99.2	80 - 120			

MSD		Sample ID: HS25041631-01MSD		Units: mg/L		Analysis Date: 02-May-2025 13:03			
Client ID: 019-1055		Run ID: ICS-Integrion_512391		SeqNo: 8811294		PrepDate:		DF: 1	
Analyte	Result	PQL	SPK Val	SPK Ref Value	%REC	Control Limit	RPD Ref Value	%RPD	RPD Limit Qual
Bromide	1.889	0.100	2	0.1075	89.1	80 - 120	1.875	0.733	20
Chloride	47.1	0.500	10	38.08	90.3	80 - 120	47.21	0.229	20
Sulfate	12.96	0.500	10	3.09	98.7	80 - 120	13.01	0.376	20

The following samples were analyzed in this batch: HS25041631-01

Client: Environmental Resources Mgmt.
Project: Sulphur Dome
WorkOrder: HS25041631

QC BATCH REPORT

Batch ID: R512483 (0) **Instrument:** WetChem_HS **Method:** PH BY SM4500H+ B

DUP Sample ID: **HS25050054-09DUP** Units: **pH Units** Analysis Date: **05-May-2025 14:08**
Client ID: Run ID: **WetChem_HS_512483** SeqNo: **8812922** PrepDate: DF: **1**
Analyte Result PQL SPK Val SPK Ref Value %REC Control Limit RPD Ref Value %RPD RPD Limit Qual

pH	6.83	1.00						6.81	0.293	10
Temp Deg C @pH	20.2	0						20.2	0	10

The following samples were analyzed in this batch: HS25041631-01

Client: Environmental Resources Mgmt.
Project: Sulphur Dome
WorkOrder: HS25041631

QC BATCH REPORT

Batch ID: R512513 (0)		Instrument: Balance1		Method: TOTAL DISSOLVED SOLIDS BY SM2540C					
MBLK	Sample ID: WMBLK-05052025	Units: mg/L		Analysis Date: 05-May-2025 10:30					
Client ID:	Run ID: Balance1_512513	SeqNo: 8813485		PrepDate:		DF: 1			
Analyte	Result	PQL	SPK Val	SPK Ref Value	%REC	Control Limit	RPD Ref Value	%RPD	RPD Limit Qual

Total Dissolved Solids (Residue, Filterable) U 10.0

LCS	Sample ID: WLCS-05052025	Units: mg/L		Analysis Date: 05-May-2025 10:30					
Client ID:	Run ID: Balance1_512513	SeqNo: 8813484		PrepDate:		DF: 1			
Analyte	Result	PQL	SPK Val	SPK Ref Value	%REC	Control Limit	RPD Ref Value	%RPD	RPD Limit Qual

Total Dissolved Solids (Residue, Filterable) 1044 10.0 1000 0 104 85 - 115

DUP	Sample ID: HS2505058-01DUP	Units: mg/L		Analysis Date: 05-May-2025 10:30					
Client ID:	Run ID: Balance1_512513	SeqNo: 8813479		PrepDate:		DF: 1			
Analyte	Result	PQL	SPK Val	SPK Ref Value	%REC	Control Limit	RPD Ref Value	%RPD	RPD Limit Qual

Total Dissolved Solids (Residue, Filterable) 1576 10.0 1528 3.09 20

DUP	Sample ID: HS25050078-01DUP	Units: mg/L		Analysis Date: 05-May-2025 10:30					
Client ID:	Run ID: Balance1_512513	SeqNo: 8813481		PrepDate:		DF: 1			
Analyte	Result	PQL	SPK Val	SPK Ref Value	%REC	Control Limit	RPD Ref Value	%RPD	RPD Limit Qual

Total Dissolved Solids (Residue, Filterable) 2120 10.0 2230 5.06 20

The following samples were analyzed in this batch: HS25041631-01

Client: Environmental Resources Mgmt.
Project: Sulphur Dome
WorkOrder: HS25041631

QC BATCH REPORT

Batch ID: R512556 (0)	Instrument: WetChem_HS	Method: SULFIDE BY SM4500 S2-F
--------------------------------	-------------------------------	---------------------------------------

MBLK	Sample ID: MBLK-R512556	Units: mg/L	Analysis Date: 06-May-2025 10:00							
Client ID:	Run ID: WetChem_HS_512556	SeqNo: 8814597	PrepDate: DF: 1							
Analyte	Result	PQL	SPK Val	SPK Ref Value	%REC	Control Limit	RPD Ref Value	RPD %RPD	RPD Limit	Qual

Sulfide U 5.00

LCS	Sample ID: LCS-R512556	Units: mg/L	Analysis Date: 06-May-2025 10:00							
Client ID:	Run ID: WetChem_HS_512556	SeqNo: 8814596	PrepDate: DF: 1							
Analyte	Result	PQL	SPK Val	SPK Ref Value	%REC	Control Limit	RPD Ref Value	RPD %RPD	RPD Limit	Qual

Sulfide 22.2 5.00 25 0 88.8 85 - 115

LCSD	Sample ID: LCSD-R512556	Units: mg/L	Analysis Date: 06-May-2025 10:00							
Client ID:	Run ID: WetChem_HS_512556	SeqNo: 8814595	PrepDate: DF: 1							
Analyte	Result	PQL	SPK Val	SPK Ref Value	%REC	Control Limit	RPD Ref Value	RPD %RPD	RPD Limit	Qual

Sulfide 22 5.00 25 0 88.0 85 - 115 22.2 0.905 20

MS	Sample ID: HS25041631-01MS	Units: mg/L	Analysis Date: 06-May-2025 10:00							
Client ID: 019-1055	Run ID: WetChem_HS_512556	SeqNo: 8814598	PrepDate: DF: 1							
Analyte	Result	PQL	SPK Val	SPK Ref Value	%REC	Control Limit	RPD Ref Value	RPD %RPD	RPD Limit	Qual

Sulfide 21.6 5.00 25 -1.8 93.6 80 - 120

The following samples were analyzed in this batch: HS25041631-01

Client: Environmental Resources Mgmt.
Project: Sulphur Dome
WorkOrder: HS25041631

QC BATCH REPORT

Batch ID: R512557 (0)	Instrument: WetChem_HS	Method: HYDROGEN SULFIDE BY E376.1
--------------------------------	-------------------------------	---

MBLK	Sample ID: MBLK-R512557	Units: mg/L	Analysis Date: 06-May-2025 12:13							
Client ID:	Run ID: WetChem_HS_512557	SeqNo: 8814614	PrepDate: DF: 1							
Analyte	Result	PQL	SPK Val	SPK Ref Value	%REC	Control Limit	RPD Ref Value	RPD %RPD	RPD Limit	Qual

Hydrogen Sulfide U 1.00

LCS	Sample ID: LCS-R512557	Units: mg/L	Analysis Date: 06-May-2025 12:13							
Client ID:	Run ID: WetChem_HS_512557	SeqNo: 8814613	PrepDate: DF: 1							
Analyte	Result	PQL	SPK Val	SPK Ref Value	%REC	Control Limit	RPD Ref Value	RPD %RPD	RPD Limit	Qual

Hydrogen Sulfide 23.59 1.00 26.56 0 88.8 80 - 120

LCSD	Sample ID: LCSD-R512557	Units: mg/L	Analysis Date: 06-May-2025 12:13							
Client ID:	Run ID: WetChem_HS_512557	SeqNo: 8814612	PrepDate: DF: 1							
Analyte	Result	PQL	SPK Val	SPK Ref Value	%REC	Control Limit	RPD Ref Value	RPD %RPD	RPD Limit	Qual

Hydrogen Sulfide 23.38 1.00 26.56 0 88.0 80 - 120 23.59 0.905 20

The following samples were analyzed in this batch: HS25041631-01

Client: Environmental Resources Mgmt.
Project: Sulphur Dome
WorkOrder: HS25041631

QC BATCH REPORT

Batch ID: R512651 (0)	Instrument: Skalar 03	Method: ALKALINITY BY SM2320B
--------------------------------	------------------------------	--------------------------------------

MBLK	Sample ID: MBLK-05.07.2025	Units: mg/L	Analysis Date: 07-May-2025 10:14							
Client ID:	Run ID: Skalar 03_512651	SeqNo: 8816688	PrepDate: DF: 1							
Analyte	Result	PQL	SPK Val	SPK Ref Value	%REC	Control Limit	RPD Ref Value	RPD %RPD	RPD Limit	Qual
Alkalinity, Bicarbonate (As CaCO3)	U	10.0								
Alkalinity, Carbonate (As CaCO3)	U	10.0								

LCS	Sample ID: LCS-05.07.2025	Units: mg/L	Analysis Date: 07-May-2025 10:20							
Client ID:	Run ID: Skalar 03_512651	SeqNo: 8816689	PrepDate: DF: 1							
Analyte	Result	PQL	SPK Val	SPK Ref Value	%REC	Control Limit	RPD Ref Value	RPD %RPD	RPD Limit	Qual
Alkalinity, Carbonate (As CaCO3)	977.6	10.0	1000	0	97.8	85 - 115				

LCSD	Sample ID: LCSD-05.07.2025	Units: mg/L	Analysis Date: 07-May-2025 10:26							
Client ID:	Run ID: Skalar 03_512651	SeqNo: 8816690	PrepDate: DF: 1							
Analyte	Result	PQL	SPK Val	SPK Ref Value	%REC	Control Limit	RPD Ref Value	RPD %RPD	RPD Limit	Qual
Alkalinity, Carbonate (As CaCO3)	976	10.0	1000	0	97.6	85 - 115	977.6	0.164	20	

DUP	Sample ID: HS25041611-01DUP	Units: mg/L	Analysis Date: 07-May-2025 10:52							
Client ID:	Run ID: Skalar 03_512651	SeqNo: 8816695	PrepDate: DF: 1							
Analyte	Result	PQL	SPK Val	SPK Ref Value	%REC	Control Limit	RPD Ref Value	RPD %RPD	RPD Limit	Qual
Alkalinity, Bicarbonate (As CaCO3)	180.7	10.0					211.4	15.7	20	
Alkalinity, Carbonate (As CaCO3)	U	10.0					0	0	20	

The following samples were analyzed in this batch: HS25041631-01

Client: Environmental Resources Mgmt.
Project: Sulphur Dome
WorkOrder: HS25041631

**QUALIFIERS,
ACRONYMS, UNITS**

Qualifier	Description
*	Value exceeds Regulatory Limit
a	Not accredited
B	Analyte detected in the associated Method Blank above the Reporting Limit
E	Value above quantitation range
H	Analyzed outside of Holding Time
J	Analyte detected below quantitation limit
M	Manually integrated, see raw data for justification
n	Not offered for accreditation
ND	Not Detected at the Reporting Limit
O	Sample amount is > 4 times amount spiked
P	Dual Column results percent difference > 40%
R	RPD above laboratory control limit
S	Spike Recovery outside laboratory control limits
U	Analyzed but not detected above the MDL/SDL

Acronym	Description
DCS	Detectability Check Study
DUP	Method Duplicate
LCS	Laboratory Control Sample
LCSD	Laboratory Control Sample Duplicate
MBLK	Method Blank
MDL	Method Detection Limit
MQL	Method Quantitation Limit
MS	Matrix Spike
MSD	Matrix Spike Duplicate
PDS	Post Digestion Spike
PQL	Practical Quantitation Limit
SD	Serial Dilution
SDL	Sample Detection Limit
TRRP	Texas Risk Reduction Program

Unit Reported	Description
mg/L	Milligrams per Liter

CERTIFICATIONS,ACCREDITATIONS & LICENSES

Agency	Number	Expire Date
Arizona	AZ0793	27-May-2026
Arkansas	88-00356_2024	17-Mar-2026
Dept of Defense	L24-239	30-Apr-2026
Dept of Defense	L24-240	30-Apr-2026
Florida	E87611-38	30-Jun-2025
Illinois	2000322023-11	31-Jul-2025
Kansas	E-10352 2023-2024	31-Jul-2025
Louisiana	03087 2023-2024	30-Jun-2025
Maine	2024017	23-Jun-2026
Minnesota	2856348	31-Dec-2025
Missouri	136	30-Sep-2026
New Hampshire	209425	24-Apr-2026
New Jersey	TX008	30-Jun-2025
North Carolina	624 - 2024	31-Dec-2025
North Dakota	R-193 2023-2024	30-Sep-2025
Oklahoma	2023-140	31-Aug-2025
Pennsylvania	018	30-Jun-2025
Tennessee	TN	30-Apr-2026
Texas	T104704231 TX-C24-00130	30-Apr-2026
Utah	TX026932023-14	31-Jul-2025

Sample Receipt Checklist

Work Order ID: HS25041631

Date/Time Received: 30-Apr-2025 10:30

Client Name: ERMSW-HOU

Received by: Si Ma

Completed By: /S/ <u>Edgar Zheku</u>	30-Apr-2025 14:22	Reviewed by: /S/ <u>Caden.Lafontaine</u>	30-Apr-2025 15:35
eSignature	Date/Time	eSignature	Date/Time

Matrices: **W**

Carrier name: **Client**

- Shipping container/cooler in good condition? Yes No Not Present
- Custody seals intact on shipping container/cooler? Yes No Not Present
- Custody seals intact on sample bottles? Yes No Not Present
- VOA/TX1005/TX1006 Solids in hermetically sealed vials? Yes No Not Present
- Chain of custody present? Yes No 1 Page(s)
- Chain of custody signed when relinquished and received? Yes No COC IDs:341862
- Samplers name present on COC? Yes No
- Chain of custody agrees with sample labels? Yes No
- Samples in proper container/bottle? Yes No
- Sample containers intact? Yes No
- Sufficient sample volume for indicated test? Yes No
- All samples received within holding time? Yes No
- Container/Temp Blank temperature in compliance? Yes No

Temperature(s)/Thermometer(s):	3.7uc/3.7c	IR 36
Cooler(s)/Kit(s):	47592	
Date/Time sample(s) sent to storage:	04/30/2025 14:22	
Water - VOA vials have zero headspace?	Yes <input checked="" type="checkbox"/> No <input type="checkbox"/>	No VOA vials submitted <input type="checkbox"/>
Water - pH acceptable upon receipt?	Yes <input checked="" type="checkbox"/> No <input type="checkbox"/>	N/A <input type="checkbox"/>
pH adjusted?	Yes <input type="checkbox"/> No <input checked="" type="checkbox"/>	N/A <input type="checkbox"/>
pH adjusted by:		

Login Notes:

Client Contacted: Date Contacted: Person Contacted:

Contacted By: Regarding:

Comments:

Corrective Action:



Cincinnati, OH
+1 513 733 5336

Everett, WA
+1 425 356 2600

Fort Collins, CO
+1 970 490 1511

Holland, MI
+1 616 399 6070

Chain of Custody For

Page of

COC ID: 341862

HS25041631

Environmental Resources Mgmt.

Sulphur Dome

10m, WV
68

80



ALS Project Manager:

Customer Information		Project Information		
Purchase Order	C777906	Project Name	Sulphur Dome	A S260_LL_W (Low Level VCC (8260) BTEX)
Work Order		Project Number		B ICP:As,Ba,Ca,Cr,Fe,Pb,Mg,Mn,K,Na,Sr,Zn,Ni,V
Company Name	Environmental Resources Mgmt	Bill To Company	Environmental Resources Mgmt.	C HG_W (Mercury)
Send Report To	Scott Himes	Invoice Attn	Accounts Payable	D MA EPH_W_Lai (MA EPH)
Address	CityCentre Four 840 W. Sam Houston Pkwy., Suite 6	Address	CityCentre Four 840 W. Sam Houston Pkwy., Suite 6	E MA VPH_LA_W
				F S056_anions_VV(Cl,SO4,Br) / pH
City/State/Zip	Houston, TX 77024	City/State/Zip	Houston TX 77024	G ALK_W 2320B (carb, bicarb)
Phone	(281) 600-1000	Phone	(281) 600-1000	H H2S_W (H2S)
Fax	(281) 600-1001	Fax	(281) 600-1001	I SU_FD_4500S F (Sulfide)
e-Mail Address	scott.himes@erm.com	e-Mail Address	ERVINA.AccountsPayable@erm.com	J TDS_W 2540C (TDS)

No.	Sample Description	Date	Time	Matrix	Pres.	# Bottles	A	B	C	D	E	F	G	H	I	J	Hold
1	019-1055	4/29/25	11:55	W	1,2,4,8	12	X	X	X	X	X	X	X	X	X	X	
2	Trip Blank CG-032625-073	-	-	W	1	2	X										
3																	
4																	
5																	
6																	
7																	
8																	
9																	
10																	

Sampler(s) Please Print & Sign Taylor Brown <i>Taylor Brown</i>		Shipment Method		Required Turnaround Time: (Check Box) <input checked="" type="checkbox"/> Other _____				Results Due Date:									
Relinquished by: Taylor Brown <i>Taylor Brown</i>		Date: 4/30/25 Time: 10:30		Received by:		<input checked="" type="checkbox"/> 5-10 Wk Days		<input type="checkbox"/> 5 Wk Days		<input type="checkbox"/> 2 Wk Days		<input type="checkbox"/> 24 Hr		Notes: ERM Sulphur Dome			
Relinquished by:		Date: Time:		Received by (Laboratory): SM 04/30/25 10:30		Cooler ID: 47592		Cooler Temp.: 3.7		QC Package: (Check One Box Below)							
Logged by (Laboratory):		Date: Time:		Checked by (Laboratory):		<input checked="" type="checkbox"/> Level II Std OK		<input type="checkbox"/> Level III Str QC Raw Data		<input type="checkbox"/> Level IV Str 842/CLP		<input type="checkbox"/> TRIP Check dist		<input type="checkbox"/> TRIP Level IV			
Preservative Key: 1-HCl 2-HNO ₃ 3-H ₂ SO ₄ 4-NaOH 5-Na ₂ S ₂ O ₃ 6-NaHSO ₄ 7-Other 8-4°C 9-5035												36		CRP 0.0			

Note: 1. Any changes must be made in writing once samples and COC Form have been submitted to ALS Environmental.
 2. Unless otherwise agreed in a formal contract, services provided by ALS Environmental are expressly limited to the terms and conditions stated on the reverse.
 3. The Chain of Custody is a legal document. All information must be completed accurately.



Cincinnati, OH
+1 513 733 5336

Everett, WA
+1 425 356 2600

Fort Collins, CO
+1 970 490 1511

Holland, MI
+1 616 399 6070

Chain of Custody For

Page of

COC ID: 341862


HS25041631

Environmental Resources Mgmt.

Sulphur Dome

ion, WV
68

80



ALS Project Manager:

Customer Information		Project Information		
Purchase Order	C777906	Project Name	Sulphur Dome	A 8260_LL_W (Low Level VCC (8260) BTEX)
Work Order		Project Number		B ICP:As,Ba,Ca,Cr,Fe,Pb,Mg,Mn,K,Na,Sr,Zn,Ni,V
Company Name	Environmental Resources Mgmt	Bill To Company	Environmental Resources Mgmt.	C HG_W (Mercury)
Send Report To	Scott Himes	Invoice Attn	Accounts Payable	D MA EPH_W_Lai (MA EPH)
Address	CityCentre Four 840 W. Sam Houston Pkwy., Suite 6	Address	CityCentre Four 840 W. Sam Houston Pkwy., Suite 6	E MA VPH_LA_W
				F 9056_anions_VW (Cl,SO4,Br) / pH
City/State/Zip	Houston, TX 77024	City/State/Zip	Houston TX 77024	G ALK_W 2320B (carb, bicarb)
Phone	(281) 600-1000	Phone	(281) 600-1000	H H2S_W (H2S)
Fax	(281) 600-1001	Fax	(281) 600-1001	I SU_FD_4500S F (Sulfide)
e-Mail Address	scott.himes@erm.com	e-Mail Address	ERMVNAAccountsPayable@erm.com	J TDS_W 2540C (TDS)

No.	Sample Description	Date	Time	Matrix	Pres.	# Bottles	A	B	C	D	E	F	G	H	I	J	Hold
1	019-1055	4/29/25	11:55	W	1,2,4,8	12	X	X	X	X	X	X	X	X	X	X	
2	Trip Blank CG-032625-073	-	-	W	1	2	X										
3																	
4																	
5																	
6																	
7																	
8																	
9																	
10																	

Sampler(s) Please Print & Sign Taylor Brown <i>Taylor Brown</i>		Shipment Method		Required Turnaround Time: (Check Box) <input checked="" type="checkbox"/> 5-7 Wk Days <input type="checkbox"/> 6 Wk Days <input type="checkbox"/> 2 Wk Days <input type="checkbox"/> 24 Hr				Results Due Date:							
Relinquished by: Taylor Brown		Date: 4/30/25		Time: 10:30		Received by:		Notes: ERM Sulphur Dome							
Relinquished by:		Date:		Time:		Received by (Laboratory):		Cooler ID: 47592		Cooler Temp.: 3.7		QC Package: (Check One Box Below)			
Logged by (Laboratory):		Date:		Time:		Checked by (Laboratory):		<input checked="" type="checkbox"/> Level II Std QC		<input type="checkbox"/> TRRP Checklist		<input type="checkbox"/> Level III Std QC/Raw Data		<input type="checkbox"/> TRRP Level IV	
Preservative Key: 1-HCl 2-HNO ₃ 3-H ₂ SO ₄ 4-NaOH 5-Na ₂ S ₂ O ₃ 6-NaHSO ₄ 7-Other 8-4°C 9-5035															

Note: 1. Any changes must be made in writing once samples and COC Form have been submitted to ALS Environmental.
 2. Unless otherwise agreed in a formal contract, services provided by ALS Environmental are expressly limited to the terms and conditions stated on the reverse.
 3. The Chain of Custody is a legal document. All information must be completed accurately.



10450 Stancliff Rd. Suite 210
Houston, TX 77099
T: +1 281 530 5656
F: +1 281 530 5887

May 29, 2025

Scott Himes
Environmental Resources Mgmt.
CityCentre Four
840 W. Sam Houston Pkwy., Suite 600
Houston, TX 77024

Work Order: **HS25050844**

Laboratory Results for: **Sulphur Dome**

Dear Scott Himes,

ALS Environmental received 25 sample(s) on May 16, 2025 for the analysis presented in the following report.

The analytical data provided relates directly to the samples received by ALS Environmental and for only the analyses requested. Results are expressed as "as received" unless otherwise noted.

QC sample results for this data met EPA or laboratory specifications except as noted in the Case Narrative or as noted with qualifiers in the QC batch information. Should this laboratory report need to be reproduced, it should be reproduced in full unless written approval has been obtained by ALS Environmental. Samples will be disposed in 30 days unless storage arrangements are made.

If you have any questions regarding this report, please feel free to call me.

Sincerely,

Generated By: JUMOKE.LAWAL
Alexis Dorenbosch

Client: Environmental Resources Mgmt.
Project: Sulphur Dome
Work Order: HS25050844

SAMPLE SUMMARY

Lab Samp ID	Client Sample ID	Matrix	TagNo	Collection Date	Date Received	Hold
HS25050844-01	MW-1-700	Water		13-May-2025 09:40	16-May-2025 09:43	<input type="checkbox"/>
HS25050844-02	MW-1-500	Water		13-May-2025 11:40	16-May-2025 09:43	<input type="checkbox"/>
HS25050844-03	MW-1-200	Water		13-May-2025 12:40	16-May-2025 09:43	<input type="checkbox"/>
HS25050844-04	019-1055	Water		13-May-2025 13:50	16-May-2025 09:43	<input type="checkbox"/>
HS25050844-05	Cottages	Water		13-May-2025 14:00	16-May-2025 09:43	<input type="checkbox"/>
HS25050844-06	FB-051325	Water		13-May-2025 12:50	16-May-2025 09:43	<input type="checkbox"/>
HS25050844-07	MW-3-500	Water		14-May-2025 09:10	16-May-2025 09:43	<input type="checkbox"/>
HS25050844-08	GW-DUP-01	Water		14-May-2025 00:00	16-May-2025 09:43	<input type="checkbox"/>
HS25050844-09	GW-Rinsate	Water		14-May-2025 10:35	16-May-2025 09:43	<input type="checkbox"/>
HS25050844-10	MW-3-200	Water		14-May-2025 12:05	16-May-2025 09:43	<input type="checkbox"/>
HS25050844-11	MW-3-700	Water		14-May-2025 14:00	16-May-2025 09:43	<input type="checkbox"/>
HS25050844-12	FB-051425	Water		14-May-2025 14:15	16-May-2025 09:43	<input type="checkbox"/>
HS25050844-13	MW-2-700	Water		15-May-2025 08:20	16-May-2025 09:43	<input type="checkbox"/>
HS25050844-14	MW-2-200	Water		15-May-2025 10:15	16-May-2025 09:43	<input type="checkbox"/>
HS25050844-15	FB-051525	Water		15-May-2025 09:30	16-May-2025 09:43	<input type="checkbox"/>
HS25050844-16	019-580	Water		15-May-2025 11:10	16-May-2025 09:43	<input type="checkbox"/>
HS25050844-17	019-995	Water		15-May-2025 11:30	16-May-2025 09:43	<input type="checkbox"/>
HS25050844-18	MW-2-500	Water		15-May-2025 14:20	16-May-2025 09:43	<input type="checkbox"/>
HS25050844-19	CG-032625-475	Water		13-May-2025 00:00	16-May-2025 09:43	<input type="checkbox"/>
HS25050844-20	CG-032625-471	Water		13-May-2025 00:00	16-May-2025 09:43	<input type="checkbox"/>
HS25050844-21	CG-032625-472	Water		13-May-2025 00:00	16-May-2025 09:43	<input type="checkbox"/>
HS25050844-22	CG-032625-466	Water		13-May-2025 00:00	16-May-2025 09:43	<input type="checkbox"/>
HS25050844-23	CG-032625-470	Water		13-May-2025 00:00	16-May-2025 09:43	<input type="checkbox"/>
HS25050844-24	CG-032625-465	Water		13-May-2025 00:00	16-May-2025 09:43	<input type="checkbox"/>
HS25050844-25	CG-032625-058	Water		13-May-2025 00:00	16-May-2025 09:43	<input type="checkbox"/>

Client: Environmental Resources Mgmt.
Project: Sulphur Dome
Work Order: HS25050844

CASE NARRATIVE

Work Order Comments

- Sample received outside method holding time for pH. pH is an immediate test. Sample results are flagged with an "H" qualifier.
The temperature at the time of pH is reported. Please note that all pH results are already normalized to a temperature of 25 °C.

Work Order Comments

- Login Notes: Sample containers for sulfide are in the wrong containers (cyanide preservative) 3 sample sets (ID#MW-2-200, MW-2-500, MW-2-700) are in the proper containers. Sample MW-3-500 COC states 11 bottles received 33 bottles (extra volume for MS/MSD)

GC Semivolatiles by Method MA EPH

Batch ID: 228084

- The test results meet requirements of the current NELAP standards, state requirements or programs where applicable.

GC Volatiles by Method MA VPH

Batch ID: R514123

Sample ID: LCSD-250527

- The RPD between the LCS and LCSD was outside of the control limit.

Sample ID: MW-3-500 (HS25050844-07MS)

- MS/MSD failed qc control limits due to sample matrix

Batch ID: R514130

Sample ID: HS25051035-11MS

- MS and MSD are for an unrelated sample

Sample ID: LCSD-250527

- The RPD between the LCS and LCSD was outside of the control limit.

Sample ID: MW-3-500 (HS25050844-07MS)

- MS/MSD failed qc control limits due to sample matrix

Batch ID: R514030

Sample ID: LCSD-250525

- The RPD between the LCS and LCSD was outside of the control limit.

Batch ID: R514016

Sample ID: LCSD-250525

- The RPD between the LCS and LCSD was outside of the control limit.

GCMS Volatiles by Method SW8260

Batch ID: R513575,R513584,R513825

- The test results meet requirements of the current NELAP standards, state requirements or programs where applicable.

Client: Environmental Resources Mgmt.
Project: Sulphur Dome
Work Order: HS25050844

CASE NARRATIVE

GCMS Volatiles by Method SW8260

Metals by Method SW7470A

Batch ID: 228280,228281

- The test results meet requirements of the current NELAP standards, state requirements or programs where applicable.
-

Metals by Method SW6020A

Batch ID: 228223

Sample ID: HS25050868-03MS

- MS and MSD are for an unrelated sample

Sample ID: HS25050868-03PDS

- PDS is for an unrelated sample

Batch ID: 228222

Sample ID: MW-3-500 (HS25050844-07MS)

- The MS and/or MSD recovery was outside of the control; however, the result in the parent sample is greater than 4x the spike amount. Calcium, Potassium, Sodium, Strontium.

Sample ID: MW-3-500 (HS25050844-07PDS)

- The PDS recovery was outside method control limits, however the result in the parent sample is greater than 4x the spike amount. Calcium.
-

WetChemistry by Method SM4500 S2-F

Batch ID: R513633

- The test results meet requirements of the current NELAP standards, state requirements or programs where applicable.
-

WetChemistry by Method SW9056

Batch ID: R513927

Sample ID: MW-3-700 (HS25050844-11)

- The reporting limit is elevated due to dilution for high concentrations of non-target analytes. (Sulfate)
-

WetChemistry by Method E376.1

Batch ID: R513693

- The test results meet requirements of the current NELAP standards, state requirements or programs where applicable.
-

WetChemistry by Method M2540C

Batch ID: R513542,R513648,R513677

- The test results meet requirements of the current NELAP standards, state requirements or programs where applicable.
-

Client: Environmental Resources Mgmt.
Project: Sulphur Dome
Work Order: HS25050844

CASE NARRATIVE

WetChemistry by Method SM4500H+ B

Batch ID: R513427,R513486

- The test results meet requirements of the current NELAP standards, state requirements or programs where applicable.

WetChemistry by Method SM2320B

Batch ID: R513419,R513819

- The test results meet requirements of the current NELAP standards, state requirements or programs where applicable.
-

Client: Environmental Resources Mgmt.
 Project: Sulphur Dome
 Sample ID: MW-1-700
 Collection Date: 13-May-2025 09:40

ANALYTICAL REPORT
 WorkOrder:HS25050844
 Lab ID:HS25050844-01
 Matrix:Water

ANALYSES	RESULT	QUAL	MDL	REPORT LIMIT	UNITS	DILUTION FACTOR	DATE ANALYZED
LOW LEVEL VOLATILES BY SW8260C		Method:SW8260		Analyst: AKP			
Benzene	U		0.00028	0.0020	mg/L	1	21-May-2025 02:52
Ethylbenzene	U		0.00033	0.0020	mg/L	1	21-May-2025 02:52
m,p-Xylene	U		0.00061	0.0040	mg/L	1	21-May-2025 02:52
o-Xylene	U		0.00031	0.0020	mg/L	1	21-May-2025 02:52
Toluene	U		0.00033	0.0020	mg/L	1	21-May-2025 02:52
Xylenes, Total	U		0.00092	0.0030	mg/L	1	21-May-2025 02:52
<i>Surr: 1,2-Dichloroethane-d4</i>	<i>82.4</i>			<i>70-126</i>	<i>%REC</i>	<i>1</i>	<i>21-May-2025 02:52</i>
<i>Surr: 4-Bromofluorobenzene</i>	<i>106</i>			<i>77-113</i>	<i>%REC</i>	<i>1</i>	<i>21-May-2025 02:52</i>
<i>Surr: Dibromofluoromethane</i>	<i>82.5</i>			<i>77-123</i>	<i>%REC</i>	<i>1</i>	<i>21-May-2025 02:52</i>
<i>Surr: Toluene-d8</i>	<i>103</i>			<i>82-127</i>	<i>%REC</i>	<i>1</i>	<i>21-May-2025 02:52</i>
MASSACHUSETTS VPH, FEB 2018, REV 2.1		Method:MA VPH		Analyst: LC			
Aliphatics >C6 - C8	U		0.00180	0.00500	mg/L	1	25-May-2025 19:08
Aliphatics >C8 - C10	U		0.000400	0.00500	mg/L	1	25-May-2025 19:08
Aromatics >C8 - C10	U		0.000600	0.0200	mg/L	1	25-May-2025 19:08
<i>Surr: 2,5-Dibromotoluene (Aliphatic)</i>	<i>87.1</i>			<i>70-130</i>	<i>%REC</i>	<i>1</i>	<i>25-May-2025 19:08</i>
<i>Surr: 2,5-Dibromotoluene (Aromatic)</i>	<i>81.4</i>			<i>70-130</i>	<i>%REC</i>	<i>1</i>	<i>25-May-2025 19:08</i>
MASSACHUSETTS EPH R2.1, DEC 2019		Method:MA EPH		Prep:SW3510 / 20-May-2025		Analyst: SAM	
Aliphatics >C10 - C12	U		0.0250	0.100	mg/L	1	22-May-2025 14:23
Aliphatics >C12 - C16	U		0.0250	0.100	mg/L	1	22-May-2025 14:23
Aliphatics >C16 - C35	U		0.0250	0.100	mg/L	1	22-May-2025 14:23
Aromatics >C10 - C12	U		0.0250	0.100	mg/L	1	22-May-2025 14:23
Aromatics >C12 - C16	U		0.0250	0.100	mg/L	1	22-May-2025 14:23
Aromatics >C16 - C21	U		0.0250	0.100	mg/L	1	22-May-2025 14:23
Aromatics >C21 - C35	U		0.0250	0.100	mg/L	1	22-May-2025 14:23
<i>Surr: 1-Chlorooctadecane</i>	<i>74.7</i>			<i>40-140</i>	<i>%REC</i>	<i>1</i>	<i>22-May-2025 14:23</i>
<i>Surr: 2-Bromonaphthalene</i>	<i>85.4</i>			<i>40-140</i>	<i>%REC</i>	<i>1</i>	<i>22-May-2025 14:23</i>
<i>Surr: 2-Fluorobiphenyl</i>	<i>83.9</i>			<i>40-140</i>	<i>%REC</i>	<i>1</i>	<i>22-May-2025 14:23</i>
<i>Surr: o-Terphenyl</i>	<i>64.4</i>			<i>40-140</i>	<i>%REC</i>	<i>1</i>	<i>22-May-2025 14:23</i>

Note: See Qualifiers Page for a list of qualifiers and their explanation.

Client: Environmental Resources Mgmt.
 Project: Sulphur Dome
 Sample ID: MW-1-700
 Collection Date: 13-May-2025 09:40

ANALYTICAL REPORT
 WorkOrder:HS25050844
 Lab ID:HS25050844-01
 Matrix:Water

ANALYSES	RESULT	QUAL	MDL	REPORT LIMIT	UNITS	DILUTION FACTOR	DATE ANALYZED
ICP-MS METALS BY SW6020A		Method:SW6020A		Prep:SW3010A / 22-May-2025		Analyst: JC	
Arsenic	0.00137	J	0.000400	0.00200	mg/L	1	26-May-2025 14:47
Barium	0.0677		0.00190	0.00400	mg/L	1	26-May-2025 14:47
Calcium	2.80		0.0340	0.500	mg/L	1	26-May-2025 14:47
Chromium		U	0.000400	0.00400	mg/L	1	26-May-2025 14:47
Iron	1.03		0.0120	0.200	mg/L	1	26-May-2025 14:47
Lead	0.000681	J	0.000600	0.00200	mg/L	1	26-May-2025 14:47
Magnesium	0.418		0.0100	0.200	mg/L	1	26-May-2025 14:47
Manganese	0.0111		0.000700	0.00500	mg/L	1	26-May-2025 14:47
Nickel		U	0.000600	0.00200	mg/L	1	26-May-2025 14:47
Potassium	2.30		0.0180	0.200	mg/L	1	26-May-2025 14:47
Sodium	189		0.280	4.00	mg/L	20	26-May-2025 15:57
Strontium	0.0703		0.000200	0.00500	mg/L	1	26-May-2025 14:47
Vanadium	0.00116	J	0.000600	0.00500	mg/L	1	26-May-2025 14:47
Zinc	0.00396	J	0.00200	0.00400	mg/L	1	26-May-2025 14:47
MERCURY BY SW7470A		Method:SW7470A		Prep:SW7470A / 22-May-2025		Analyst: JS	
Mercury		U	0.0000300	0.000200	mg/L	1	22-May-2025 15:51
TOTAL DISSOLVED SOLIDS BY SM2540C		Method:M2540C				Analyst: HB	
Total Dissolved Solids (Residue, Filterable)	484		3.00	10.0	mg/L	1	20-May-2025 10:00
ALKALINITY BY SM2320B		Method:SM2320B				Analyst: DH	
Alkalinity, Bicarbonate (As CaCO3)	207		3.00	10.0	mg/L	1	19-May-2025 10:06
Alkalinity, Carbonate (As CaCO3)	70.8		3.00	10.0	mg/L	1	19-May-2025 10:06
PH BY SM4500H+ B		Method:SM4500H+ B				Analyst: SG	
pH	9.48	H	0.100	1.00	pH Units	1	19-May-2025 10:06
Temp Deg C @pH	18.4	H	0	0	°C	1	19-May-2025 10:06
ANIONS BY SW9056A		Method:SW9056				Analyst: TH	
Bromide	0.131		0.0300	0.100	mg/L	1	24-May-2025 21:22
Chloride	108		2.00	5.00	mg/L	10	24-May-2025 21:28
Sulfate	0.497	J	0.200	0.500	mg/L	1	24-May-2025 21:22

Note: See Qualifiers Page for a list of qualifiers and their explanation.

Client: Environmental Resources Mgmt.
 Project: Sulphur Dome
 Sample ID: MW-1-500
 Collection Date: 13-May-2025 11:40

ANALYTICAL REPORT
 WorkOrder:HS25050844
 Lab ID:HS25050844-02
 Matrix:Water

ANALYSES	RESULT	QUAL	MDL	REPORT LIMIT	UNITS	DILUTION FACTOR	DATE ANALYZED
LOW LEVEL VOLATILES BY SW8260C		Method:SW8260		Analyst: AKP			
Benzene	U		0.00028	0.0020	mg/L	1	21-May-2025 03:13
Ethylbenzene	U		0.00033	0.0020	mg/L	1	21-May-2025 03:13
m,p-Xylene	U		0.00061	0.0040	mg/L	1	21-May-2025 03:13
o-Xylene	U		0.00031	0.0020	mg/L	1	21-May-2025 03:13
Toluene	U		0.00033	0.0020	mg/L	1	21-May-2025 03:13
Xylenes, Total	U		0.00092	0.0030	mg/L	1	21-May-2025 03:13
<i>Surr: 1,2-Dichloroethane-d4</i>	<i>81.8</i>			<i>70-126</i>	<i>%REC</i>	<i>1</i>	<i>21-May-2025 03:13</i>
<i>Surr: 4-Bromofluorobenzene</i>	<i>108</i>			<i>77-113</i>	<i>%REC</i>	<i>1</i>	<i>21-May-2025 03:13</i>
<i>Surr: Dibromofluoromethane</i>	<i>83.6</i>			<i>77-123</i>	<i>%REC</i>	<i>1</i>	<i>21-May-2025 03:13</i>
<i>Surr: Toluene-d8</i>	<i>101</i>			<i>82-127</i>	<i>%REC</i>	<i>1</i>	<i>21-May-2025 03:13</i>
MASSACHUSETTS VPH, FEB 2018, REV 2.1		Method:MA VPH		Analyst: LC			
Aliphatics >C6 - C8	U		0.00180	0.00500	mg/L	1	25-May-2025 19:47
Aliphatics >C8 - C10	U		0.000400	0.00500	mg/L	1	25-May-2025 19:47
Aromatics >C8 - C10	U		0.000600	0.0200	mg/L	1	25-May-2025 19:47
<i>Surr: 2,5-Dibromotoluene (Aliphatic)</i>	<i>86.8</i>			<i>70-130</i>	<i>%REC</i>	<i>1</i>	<i>25-May-2025 19:47</i>
<i>Surr: 2,5-Dibromotoluene (Aromatic)</i>	<i>86.5</i>			<i>70-130</i>	<i>%REC</i>	<i>1</i>	<i>25-May-2025 19:47</i>
MASSACHUSETTS EPH R2.1, DEC 2019		Method:MA EPH		Prep:SW3510 / 20-May-2025		Analyst: SAM	
Aliphatics >C10 - C12	U		0.0250	0.100	mg/L	1	22-May-2025 14:52
Aliphatics >C12 - C16	U		0.0250	0.100	mg/L	1	22-May-2025 14:52
Aliphatics >C16 - C35	U		0.0250	0.100	mg/L	1	22-May-2025 14:52
Aromatics >C10 - C12	U		0.0250	0.100	mg/L	1	22-May-2025 14:52
Aromatics >C12 - C16	U		0.0250	0.100	mg/L	1	22-May-2025 14:52
Aromatics >C16 - C21	U		0.0250	0.100	mg/L	1	22-May-2025 14:52
Aromatics >C21 - C35	U		0.0250	0.100	mg/L	1	22-May-2025 14:52
<i>Surr: 1-Chlorooctadecane</i>	<i>65.6</i>			<i>40-140</i>	<i>%REC</i>	<i>1</i>	<i>22-May-2025 14:52</i>
<i>Surr: 2-Bromonaphthalene</i>	<i>84.8</i>			<i>40-140</i>	<i>%REC</i>	<i>1</i>	<i>22-May-2025 14:52</i>
<i>Surr: 2-Fluorobiphenyl</i>	<i>82.8</i>			<i>40-140</i>	<i>%REC</i>	<i>1</i>	<i>22-May-2025 14:52</i>
<i>Surr: o-Terphenyl</i>	<i>67.1</i>			<i>40-140</i>	<i>%REC</i>	<i>1</i>	<i>22-May-2025 14:52</i>

Note: See Qualifiers Page for a list of qualifiers and their explanation.

Client: Environmental Resources Mgmt.
 Project: Sulphur Dome
 Sample ID: MW-1-500
 Collection Date: 13-May-2025 11:40

ANALYTICAL REPORT
 WorkOrder:HS25050844
 Lab ID:HS25050844-02
 Matrix:Water

ANALYSES	RESULT	QUAL	MDL	REPORT LIMIT	UNITS	DILUTION FACTOR	DATE ANALYZED
ICP-MS METALS BY SW6020A		Method:SW6020A		Prep:SW3010A / 22-May-2025		Analyst: JC	
Arsenic		U	0.000400	0.00200	mg/L	1	26-May-2025 14:49
Barium	0.219		0.00190	0.00400	mg/L	1	26-May-2025 14:49
Calcium	9.12		0.0340	0.500	mg/L	1	26-May-2025 14:49
Chromium		U	0.000400	0.00400	mg/L	1	26-May-2025 14:49
Iron	0.637		0.0120	0.200	mg/L	1	26-May-2025 14:49
Lead		U	0.000600	0.00200	mg/L	1	26-May-2025 14:49
Magnesium	4.43		0.0100	0.200	mg/L	1	26-May-2025 14:49
Manganese	0.0283		0.000700	0.00500	mg/L	1	26-May-2025 14:49
Nickel		U	0.000600	0.00200	mg/L	1	26-May-2025 14:49
Potassium	7.46		0.0180	0.200	mg/L	1	26-May-2025 14:49
Sodium	48.7		0.0140	0.200	mg/L	1	26-May-2025 14:49
Strontium	0.235		0.000200	0.00500	mg/L	1	26-May-2025 14:49
Vanadium		U	0.000600	0.00500	mg/L	1	26-May-2025 14:49
Zinc	0.0115		0.00200	0.00400	mg/L	1	26-May-2025 14:49
MERCURY BY SW7470A		Method:SW7470A		Prep:SW7470A / 22-May-2025		Analyst: JS	
Mercury		U	0.0000300	0.000200	mg/L	1	22-May-2025 15:53
TOTAL DISSOLVED SOLIDS BY SM2540C		Method:M2540C				Analyst: HB	
Total Dissolved Solids (Residue, Filterable)	202		3.00	10.0	mg/L	1	20-May-2025 10:00
ALKALINITY BY SM2320B		Method:SM2320B				Analyst: DH	
Alkalinity, Bicarbonate (As CaCO3)	125		3.00	10.0	mg/L	1	19-May-2025 10:12
Alkalinity, Carbonate (As CaCO3)	11.4		3.00	10.0	mg/L	1	19-May-2025 10:12
PH BY SM4500H+ B		Method:SM4500H+ B				Analyst: SG	
pH	8.72	H	0.100	1.00	pH Units	1	19-May-2025 10:12
Temp Deg C @pH	18.0	H	0	0	°C	1	19-May-2025 10:12
ANIONS BY SW9056A		Method:SW9056				Analyst: TH	
Bromide	0.0786	J	0.0300	0.100	mg/L	1	24-May-2025 21:34
Chloride	24.6		0.200	0.500	mg/L	1	24-May-2025 21:34
Sulfate		U	0.200	0.500	mg/L	1	24-May-2025 21:34

Note: See Qualifiers Page for a list of qualifiers and their explanation.

Client: Environmental Resources Mgmt.
 Project: Sulphur Dome
 Sample ID: MW-1-200
 Collection Date: 13-May-2025 12:40

ANALYTICAL REPORT
 WorkOrder:HS25050844
 Lab ID:HS25050844-03
 Matrix:Water

ANALYSES	RESULT	QUAL	MDL	REPORT LIMIT	UNITS	DILUTION FACTOR	DATE ANALYZED
LOW LEVEL VOLATILES BY SW8260C		Method:SW8260		Analyst: AKP			
Benzene	U		0.00028	0.0020	mg/L	1	21-May-2025 03:34
Ethylbenzene	U		0.00033	0.0020	mg/L	1	21-May-2025 03:34
m,p-Xylene	U		0.00061	0.0040	mg/L	1	21-May-2025 03:34
o-Xylene	U		0.00031	0.0020	mg/L	1	21-May-2025 03:34
Toluene	U		0.00033	0.0020	mg/L	1	21-May-2025 03:34
Xylenes, Total	U		0.00092	0.0030	mg/L	1	21-May-2025 03:34
<i>Surr: 1,2-Dichloroethane-d4</i>	<i>80.2</i>			<i>70-126</i>	<i>%REC</i>	<i>1</i>	<i>21-May-2025 03:34</i>
<i>Surr: 4-Bromofluorobenzene</i>	<i>105</i>			<i>77-113</i>	<i>%REC</i>	<i>1</i>	<i>21-May-2025 03:34</i>
<i>Surr: Dibromofluoromethane</i>	<i>82.2</i>			<i>77-123</i>	<i>%REC</i>	<i>1</i>	<i>21-May-2025 03:34</i>
<i>Surr: Toluene-d8</i>	<i>102</i>			<i>82-127</i>	<i>%REC</i>	<i>1</i>	<i>21-May-2025 03:34</i>
MASSACHUSETTS VPH, FEB 2018, REV 2.1		Method:MA VPH		Analyst: LC			
Aliphatics >C6 - C8	U		0.00180	0.00500	mg/L	1	25-May-2025 20:25
Aliphatics >C8 - C10	U		0.000400	0.00500	mg/L	1	25-May-2025 20:25
Aromatics >C8 - C10	U		0.000600	0.0200	mg/L	1	25-May-2025 20:25
<i>Surr: 2,5-Dibromotoluene (Aliphatic)</i>	<i>76.0</i>			<i>70-130</i>	<i>%REC</i>	<i>1</i>	<i>25-May-2025 20:25</i>
<i>Surr: 2,5-Dibromotoluene (Aromatic)</i>	<i>101</i>			<i>70-130</i>	<i>%REC</i>	<i>1</i>	<i>25-May-2025 20:25</i>
MASSACHUSETTS EPH R2.1, DEC 2019		Method:MA EPH		Prep:SW3510 / 20-May-2025		Analyst: SAM	
Aliphatics >C10 - C12	U		0.0250	0.100	mg/L	1	22-May-2025 15:21
Aliphatics >C12 - C16	U		0.0250	0.100	mg/L	1	22-May-2025 15:21
Aliphatics >C16 - C35	U		0.0250	0.100	mg/L	1	22-May-2025 15:21
Aromatics >C10 - C12	U		0.0250	0.100	mg/L	1	22-May-2025 15:21
Aromatics >C12 - C16	U		0.0250	0.100	mg/L	1	22-May-2025 15:21
Aromatics >C16 - C21	U		0.0250	0.100	mg/L	1	22-May-2025 15:21
Aromatics >C21 - C35	U		0.0250	0.100	mg/L	1	22-May-2025 15:21
<i>Surr: 1-Chlorooctadecane</i>	<i>73.5</i>			<i>40-140</i>	<i>%REC</i>	<i>1</i>	<i>22-May-2025 15:21</i>
<i>Surr: 2-Bromonaphthalene</i>	<i>78.4</i>			<i>40-140</i>	<i>%REC</i>	<i>1</i>	<i>22-May-2025 15:21</i>
<i>Surr: 2-Fluorobiphenyl</i>	<i>76.3</i>			<i>40-140</i>	<i>%REC</i>	<i>1</i>	<i>22-May-2025 15:21</i>
<i>Surr: o-Terphenyl</i>	<i>64.4</i>			<i>40-140</i>	<i>%REC</i>	<i>1</i>	<i>22-May-2025 15:21</i>

Note: See Qualifiers Page for a list of qualifiers and their explanation.

Client: Environmental Resources Mgmt.
 Project: Sulphur Dome
 Sample ID: MW-1-200
 Collection Date: 13-May-2025 12:40

ANALYTICAL REPORT
 WorkOrder:HS25050844
 Lab ID:HS25050844-03
 Matrix:Water

ANALYSES	RESULT	QUAL	MDL	REPORT LIMIT	UNITS	DILUTION FACTOR	DATE ANALYZED
ICP-MS METALS BY SW6020A		Method:SW6020A		Prep:SW3010A / 22-May-2025		Analyst: JC	
Arsenic	0.00693		0.000400	0.00200	mg/L	1	26-May-2025 14:51
Barium	0.227		0.00190	0.00400	mg/L	1	26-May-2025 14:51
Calcium	15.1		0.0340	0.500	mg/L	1	26-May-2025 14:51
Chromium	U		0.000400	0.00400	mg/L	1	26-May-2025 14:51
Iron	0.221		0.0120	0.200	mg/L	1	26-May-2025 14:51
Lead	U		0.000600	0.00200	mg/L	1	26-May-2025 14:51
Magnesium	8.80		0.0100	0.200	mg/L	1	26-May-2025 14:51
Manganese	0.0276		0.000700	0.00500	mg/L	1	26-May-2025 14:51
Nickel	U		0.000600	0.00200	mg/L	1	26-May-2025 14:51
Potassium	2.10		0.0180	0.200	mg/L	1	26-May-2025 14:51
Sodium	96.8		0.0140	0.200	mg/L	1	26-May-2025 14:51
Strontium	0.248		0.000200	0.00500	mg/L	1	26-May-2025 14:51
Vanadium	U		0.000600	0.00500	mg/L	1	26-May-2025 14:51
Zinc	U		0.00200	0.00400	mg/L	1	26-May-2025 14:51
MERCURY BY SW7470A		Method:SW7470A		Prep:SW7470A / 22-May-2025		Analyst: JS	
Mercury	U		0.0000300	0.000200	mg/L	1	22-May-2025 15:55
TOTAL DISSOLVED SOLIDS BY SM2540C		Method:M2540C				Analyst: HB	
Total Dissolved Solids (Residue, Filterable)	368		3.00	10.0	mg/L	1	20-May-2025 10:00
ALKALINITY BY SM2320B		Method:SM2320B				Analyst: DH	
Alkalinity, Bicarbonate (As CaCO3)	228		3.00	10.0	mg/L	1	19-May-2025 10:18
Alkalinity, Carbonate (As CaCO3)	27.4		3.00	10.0	mg/L	1	19-May-2025 10:18
PH BY SM4500H+ B		Method:SM4500H+ B				Analyst: SG	
pH	8.82	H	0.100	1.00	pH Units	1	19-May-2025 10:18
Temp Deg C @pH	18.2	H	0	0	°C	1	19-May-2025 10:18
ANIONS BY SW9056A		Method:SW9056				Analyst: TH	
Bromide	0.0818	J	0.0300	0.100	mg/L	1	24-May-2025 21:46
Chloride	38.0		0.200	0.500	mg/L	1	24-May-2025 21:46
Sulfate	U		0.200	0.500	mg/L	1	24-May-2025 21:46

Note: See Qualifiers Page for a list of qualifiers and their explanation.

Client: Environmental Resources Mgmt.
 Project: Sulphur Dome
 Sample ID: 019-1055
 Collection Date: 13-May-2025 13:50

ANALYTICAL REPORT
 WorkOrder:HS25050844
 Lab ID:HS25050844-04
 Matrix:Water

ANALYSES	RESULT	QUAL	MDL	REPORT LIMIT	UNITS	DILUTION FACTOR	DATE ANALYZED
LOW LEVEL VOLATILES BY SW8260C		Method:SW8260		Analyst: AKP			
Benzene	U		0.00028	0.0020	mg/L	1	21-May-2025 03:56
Ethylbenzene	U		0.00033	0.0020	mg/L	1	21-May-2025 03:56
m,p-Xylene	U		0.00061	0.0040	mg/L	1	21-May-2025 03:56
o-Xylene	U		0.00031	0.0020	mg/L	1	21-May-2025 03:56
Toluene	U		0.00033	0.0020	mg/L	1	21-May-2025 03:56
Xylenes, Total	U		0.00092	0.0030	mg/L	1	21-May-2025 03:56
<i>Surr: 1,2-Dichloroethane-d4</i>	<i>82.2</i>			<i>70-126</i>	<i>%REC</i>	<i>1</i>	<i>21-May-2025 03:56</i>
<i>Surr: 4-Bromofluorobenzene</i>	<i>107</i>			<i>77-113</i>	<i>%REC</i>	<i>1</i>	<i>21-May-2025 03:56</i>
<i>Surr: Dibromofluoromethane</i>	<i>81.9</i>			<i>77-123</i>	<i>%REC</i>	<i>1</i>	<i>21-May-2025 03:56</i>
<i>Surr: Toluene-d8</i>	<i>103</i>			<i>82-127</i>	<i>%REC</i>	<i>1</i>	<i>21-May-2025 03:56</i>
MASSACHUSETTS VPH, FEB 2018, REV 2.1		Method:MA VPH		Analyst: LC			
Aliphatics >C6 - C8	U		0.00180	0.00500	mg/L	1	25-May-2025 21:04
Aliphatics >C8 - C10	U		0.000400	0.00500	mg/L	1	25-May-2025 21:04
Aromatics >C8 - C10	U		0.000600	0.0200	mg/L	1	25-May-2025 21:04
<i>Surr: 2,5-Dibromotoluene (Aliphatic)</i>	<i>79.7</i>			<i>70-130</i>	<i>%REC</i>	<i>1</i>	<i>25-May-2025 21:04</i>
<i>Surr: 2,5-Dibromotoluene (Aromatic)</i>	<i>86.7</i>			<i>70-130</i>	<i>%REC</i>	<i>1</i>	<i>25-May-2025 21:04</i>
MASSACHUSETTS EPH R2.1, DEC 2019		Method:MA EPH		Prep:SW3510 / 20-May-2025		Analyst: SAM	
Aliphatics >C10 - C12	U		0.0250	0.100	mg/L	1	22-May-2025 16:47
Aliphatics >C12 - C16	U		0.0250	0.100	mg/L	1	22-May-2025 16:47
Aliphatics >C16 - C35	U		0.0250	0.100	mg/L	1	22-May-2025 16:47
Aromatics >C10 - C12	U		0.0250	0.100	mg/L	1	22-May-2025 16:47
Aromatics >C12 - C16	U		0.0250	0.100	mg/L	1	22-May-2025 16:47
Aromatics >C16 - C21	U		0.0250	0.100	mg/L	1	22-May-2025 16:47
Aromatics >C21 - C35	U		0.0250	0.100	mg/L	1	22-May-2025 16:47
<i>Surr: 1-Chlorooctadecane</i>	<i>67.7</i>			<i>40-140</i>	<i>%REC</i>	<i>1</i>	<i>22-May-2025 16:47</i>
<i>Surr: 2-Bromonaphthalene</i>	<i>88.0</i>			<i>40-140</i>	<i>%REC</i>	<i>1</i>	<i>22-May-2025 16:47</i>
<i>Surr: 2-Fluorobiphenyl</i>	<i>85.8</i>			<i>40-140</i>	<i>%REC</i>	<i>1</i>	<i>22-May-2025 16:47</i>
<i>Surr: o-Terphenyl</i>	<i>66.5</i>			<i>40-140</i>	<i>%REC</i>	<i>1</i>	<i>22-May-2025 16:47</i>

Note: See Qualifiers Page for a list of qualifiers and their explanation.

Client: Environmental Resources Mgmt.
 Project: Sulphur Dome
 Sample ID: 019-1055
 Collection Date: 13-May-2025 13:50

ANALYTICAL REPORT
 WorkOrder:HS25050844
 Lab ID:HS25050844-04
 Matrix:Water

ANALYSES	RESULT	QUAL	MDL	REPORT LIMIT	UNITS	DILUTION FACTOR	DATE ANALYZED
ICP-MS METALS BY SW6020A		Method:SW6020A		Prep:SW3010A / 22-May-2025		Analyst: JC	
Arsenic	0.000435	J	0.000400	0.00200	mg/L	1	26-May-2025 14:53
Barium	0.236		0.00190	0.00400	mg/L	1	26-May-2025 14:53
Calcium	25.6		0.0340	0.500	mg/L	1	26-May-2025 14:53
Chromium	U		0.000400	0.00400	mg/L	1	26-May-2025 14:53
Iron	3.33		0.0120	0.200	mg/L	1	26-May-2025 14:53
Lead	U		0.000600	0.00200	mg/L	1	26-May-2025 14:53
Magnesium	7.43		0.0100	0.200	mg/L	1	26-May-2025 14:53
Manganese	0.344		0.000700	0.00500	mg/L	1	26-May-2025 14:53
Nickel	U		0.000600	0.00200	mg/L	1	26-May-2025 14:53
Potassium	2.58		0.0180	0.200	mg/L	1	26-May-2025 14:53
Sodium	28.6		0.0140	0.200	mg/L	1	26-May-2025 14:53
Strontium	0.233		0.000200	0.00500	mg/L	1	26-May-2025 14:53
Vanadium	U		0.000600	0.00500	mg/L	1	26-May-2025 14:53
Zinc	0.00732		0.00200	0.00400	mg/L	1	26-May-2025 14:53
MERCURY BY SW7470A		Method:SW7470A		Prep:SW7470A / 22-May-2025		Analyst: JS	
Mercury	U		0.0000300	0.000200	mg/L	1	22-May-2025 15:57
TOTAL DISSOLVED SOLIDS BY SM2540C		Method:M2540C				Analyst: HB	
Total Dissolved Solids (Residue, Filterable)	256		3.00	10.0	mg/L	1	20-May-2025 10:00
ALKALINITY BY SM2320B		Method:SM2320B				Analyst: DH	
Alkalinity, Bicarbonate (As CaCO3)	116		3.00	10.0	mg/L	1	19-May-2025 10:24
Alkalinity, Carbonate (As CaCO3)	U		3.00	10.0	mg/L	1	19-May-2025 10:24
PH BY SM4500H+ B		Method:SM4500H+ B				Analyst: SG	
pH	7.74	H	0.100	1.00	pH Units	1	19-May-2025 10:24
Temp Deg C @pH	18.6	H	0	0	°C	1	19-May-2025 10:24
ANIONS BY SW9056A		Method:SW9056				Analyst: TH	
Bromide	0.102		0.0300	0.100	mg/L	1	24-May-2025 21:52
Chloride	43.0		0.200	0.500	mg/L	1	24-May-2025 21:52
Sulfate	3.43		0.200	0.500	mg/L	1	24-May-2025 21:52

Note: See Qualifiers Page for a list of qualifiers and their explanation.

Client: Environmental Resources Mgmt.
 Project: Sulphur Dome
 Sample ID: Cottages
 Collection Date: 13-May-2025 14:00

ANALYTICAL REPORT
 WorkOrder:HS25050844
 Lab ID:HS25050844-05
 Matrix:Water

ANALYSES	RESULT	QUAL	MDL	REPORT LIMIT	UNITS	DILUTION FACTOR	DATE ANALYZED
LOW LEVEL VOLATILES BY SW8260C		Method:SW8260		Analyst: AKP			
Benzene	U		0.00028	0.0020	mg/L	1	21-May-2025 04:17
Ethylbenzene	U		0.00033	0.0020	mg/L	1	21-May-2025 04:17
m,p-Xylene	U		0.00061	0.0040	mg/L	1	21-May-2025 04:17
o-Xylene	U		0.00031	0.0020	mg/L	1	21-May-2025 04:17
Toluene	U		0.00033	0.0020	mg/L	1	21-May-2025 04:17
Xylenes, Total	U		0.00092	0.0030	mg/L	1	21-May-2025 04:17
<i>Surr: 1,2-Dichloroethane-d4</i>	<i>81.6</i>			<i>70-126</i>	<i>%REC</i>	<i>1</i>	<i>21-May-2025 04:17</i>
<i>Surr: 4-Bromofluorobenzene</i>	<i>107</i>			<i>77-113</i>	<i>%REC</i>	<i>1</i>	<i>21-May-2025 04:17</i>
<i>Surr: Dibromofluoromethane</i>	<i>82.4</i>			<i>77-123</i>	<i>%REC</i>	<i>1</i>	<i>21-May-2025 04:17</i>
<i>Surr: Toluene-d8</i>	<i>103</i>			<i>82-127</i>	<i>%REC</i>	<i>1</i>	<i>21-May-2025 04:17</i>
MASSACHUSETTS VPH, FEB 2018, REV 2.1		Method:MA VPH		Analyst: LC			
Aliphatics >C6 - C8	U		0.00180	0.00500	mg/L	1	25-May-2025 21:43
Aliphatics >C8 - C10	U		0.000400	0.00500	mg/L	1	25-May-2025 21:43
Aromatics >C8 - C10	U		0.000600	0.0200	mg/L	1	25-May-2025 21:43
<i>Surr: 2,5-Dibromotoluene (Aliphatic)</i>	<i>74.8</i>			<i>70-130</i>	<i>%REC</i>	<i>1</i>	<i>25-May-2025 21:43</i>
<i>Surr: 2,5-Dibromotoluene (Aromatic)</i>	<i>82.2</i>			<i>70-130</i>	<i>%REC</i>	<i>1</i>	<i>25-May-2025 21:43</i>
MASSACHUSETTS EPH R2.1, DEC 2019		Method:MA EPH		Prep:SW3510 / 20-May-2025		Analyst: SAM	
Aliphatics >C10 - C12	U		0.0250	0.100	mg/L	1	22-May-2025 17:16
Aliphatics >C12 - C16	U		0.0250	0.100	mg/L	1	22-May-2025 17:16
Aliphatics >C16 - C35	U		0.0250	0.100	mg/L	1	22-May-2025 17:16
Aromatics >C10 - C12	U		0.0250	0.100	mg/L	1	22-May-2025 17:16
Aromatics >C12 - C16	U		0.0250	0.100	mg/L	1	22-May-2025 17:16
Aromatics >C16 - C21	U		0.0250	0.100	mg/L	1	22-May-2025 17:16
Aromatics >C21 - C35	U		0.0250	0.100	mg/L	1	22-May-2025 17:16
<i>Surr: 1-Chlorooctadecane</i>	<i>67.3</i>			<i>40-140</i>	<i>%REC</i>	<i>1</i>	<i>22-May-2025 17:16</i>
<i>Surr: 2-Bromonaphthalene</i>	<i>89.4</i>			<i>40-140</i>	<i>%REC</i>	<i>1</i>	<i>22-May-2025 17:16</i>
<i>Surr: 2-Fluorobiphenyl</i>	<i>87.1</i>			<i>40-140</i>	<i>%REC</i>	<i>1</i>	<i>22-May-2025 17:16</i>
<i>Surr: o-Terphenyl</i>	<i>68.1</i>			<i>40-140</i>	<i>%REC</i>	<i>1</i>	<i>22-May-2025 17:16</i>

Note: See Qualifiers Page for a list of qualifiers and their explanation.

Client: Environmental Resources Mgmt.
 Project: Sulphur Dome
 Sample ID: Cottages
 Collection Date: 13-May-2025 14:00

ANALYTICAL REPORT
 WorkOrder:HS25050844
 Lab ID:HS25050844-05
 Matrix:Water

ANALYSES	RESULT	QUAL	MDL	REPORT LIMIT	UNITS	DILUTION FACTOR	DATE ANALYZED
ICP-MS METALS BY SW6020A		Method:SW6020A		Prep:SW3010A / 22-May-2025		Analyst: JC	
Arsenic		U	0.000400	0.00200	mg/L	1	26-May-2025 14:55
Barium	0.187		0.00190	0.00400	mg/L	1	26-May-2025 14:55
Calcium	15.1		0.0340	0.500	mg/L	1	26-May-2025 14:55
Chromium	0.000423	J	0.000400	0.00400	mg/L	1	26-May-2025 14:55
Iron	2.10		0.0120	0.200	mg/L	1	26-May-2025 14:55
Lead		U	0.000600	0.00200	mg/L	1	26-May-2025 14:55
Magnesium	3.94		0.0100	0.200	mg/L	1	26-May-2025 14:55
Manganese	0.195		0.000700	0.00500	mg/L	1	26-May-2025 14:55
Nickel		U	0.000600	0.00200	mg/L	1	26-May-2025 14:55
Potassium	2.21		0.0180	0.200	mg/L	1	26-May-2025 14:55
Sodium	57.0		0.0140	0.200	mg/L	1	26-May-2025 14:55
Strontium	0.170		0.000200	0.00500	mg/L	1	26-May-2025 14:55
Vanadium		U	0.000600	0.00500	mg/L	1	26-May-2025 14:55
Zinc	0.0149		0.00200	0.00400	mg/L	1	26-May-2025 14:55
MERCURY BY SW7470A		Method:SW7470A		Prep:SW7470A / 22-May-2025		Analyst: JS	
Mercury		U	0.0000300	0.000200	mg/L	1	22-May-2025 15:58
TOTAL DISSOLVED SOLIDS BY SM2540C		Method:M2540C				Analyst: HB	
Total Dissolved Solids (Residue, Filterable)	288		3.00	10.0	mg/L	1	20-May-2025 10:00
ALKALINITY BY SM2320B		Method:SM2320B				Analyst: DH	
Alkalinity, Bicarbonate (As CaCO3)	124		3.00	10.0	mg/L	1	19-May-2025 10:29
Alkalinity, Carbonate (As CaCO3)		U	3.00	10.0	mg/L	1	19-May-2025 10:29
PH BY SM4500H+ B		Method:SM4500H+ B				Analyst: SG	
pH	7.52	H	0.100	1.00	pH Units	1	19-May-2025 10:29
Temp Deg C @pH	19.0	H	0	0	°C	1	19-May-2025 10:29
ANIONS BY SW9056A		Method:SW9056				Analyst: TH	
Bromide	0.107		0.0300	0.100	mg/L	1	24-May-2025 22:38
Chloride	49.9		0.200	0.500	mg/L	1	24-May-2025 22:38
Sulfate	0.513		0.200	0.500	mg/L	1	24-May-2025 22:38

Note: See Qualifiers Page for a list of qualifiers and their explanation.

Client: Environmental Resources Mgmt.
 Project: Sulphur Dome
 Sample ID: FB-051325
 Collection Date: 13-May-2025 12:50

ANALYTICAL REPORT
 WorkOrder:HS25050844
 Lab ID:HS25050844-06
 Matrix:Water

ANALYSES	RESULT	QUAL	MDL	REPORT LIMIT	UNITS	DILUTION FACTOR	DATE ANALYZED
LOW LEVEL VOLATILES BY SW8260C		Method:SW8260		Analyst: AKP			
Benzene	U		0.00028	0.0020	mg/L	1	21-May-2025 02:09
Ethylbenzene	U		0.00033	0.0020	mg/L	1	21-May-2025 02:09
m,p-Xylene	U		0.00061	0.0040	mg/L	1	21-May-2025 02:09
o-Xylene	U		0.00031	0.0020	mg/L	1	21-May-2025 02:09
Toluene	U		0.00033	0.0020	mg/L	1	21-May-2025 02:09
Xylenes, Total	U		0.00092	0.0030	mg/L	1	21-May-2025 02:09
<i>Surr: 1,2-Dichloroethane-d4</i>	<i>80.8</i>			<i>70-126</i>	<i>%REC</i>	<i>1</i>	<i>21-May-2025 02:09</i>
<i>Surr: 4-Bromofluorobenzene</i>	<i>105</i>			<i>77-113</i>	<i>%REC</i>	<i>1</i>	<i>21-May-2025 02:09</i>
<i>Surr: Dibromofluoromethane</i>	<i>80.5</i>			<i>77-123</i>	<i>%REC</i>	<i>1</i>	<i>21-May-2025 02:09</i>
<i>Surr: Toluene-d8</i>	<i>101</i>			<i>82-127</i>	<i>%REC</i>	<i>1</i>	<i>21-May-2025 02:09</i>
MASSACHUSETTS VPH, FEB 2018, REV 2.1		Method:MA VPH		Analyst: LC			
Aliphatics >C6 - C8	U		0.00180	0.00500	mg/L	1	25-May-2025 22:22
Aliphatics >C8 - C10	U		0.000400	0.00500	mg/L	1	25-May-2025 22:22
Aromatics >C8 - C10	U		0.000600	0.0200	mg/L	1	25-May-2025 22:22
<i>Surr: 2,5-Dibromotoluene (Aliphatic)</i>	<i>77.0</i>			<i>70-130</i>	<i>%REC</i>	<i>1</i>	<i>25-May-2025 22:22</i>
<i>Surr: 2,5-Dibromotoluene (Aromatic)</i>	<i>89.1</i>			<i>70-130</i>	<i>%REC</i>	<i>1</i>	<i>25-May-2025 22:22</i>
MASSACHUSETTS EPH R2.1, DEC 2019		Method:MA EPH		Prep:SW3510 / 20-May-2025		Analyst: SAM	
Aliphatics >C10 - C12	U		0.0250	0.100	mg/L	1	22-May-2025 17:45
Aliphatics >C12 - C16	U		0.0250	0.100	mg/L	1	22-May-2025 17:45
Aliphatics >C16 - C35	U		0.0250	0.100	mg/L	1	22-May-2025 17:45
Aromatics >C10 - C12	U		0.0250	0.100	mg/L	1	22-May-2025 17:45
Aromatics >C12 - C16	U		0.0250	0.100	mg/L	1	22-May-2025 17:45
Aromatics >C16 - C21	U		0.0250	0.100	mg/L	1	22-May-2025 17:45
Aromatics >C21 - C35	U		0.0250	0.100	mg/L	1	22-May-2025 17:45
<i>Surr: 1-Chlorooctadecane</i>	<i>59.7</i>			<i>40-140</i>	<i>%REC</i>	<i>1</i>	<i>22-May-2025 17:45</i>
<i>Surr: 2-Bromonaphthalene</i>	<i>88.5</i>			<i>40-140</i>	<i>%REC</i>	<i>1</i>	<i>22-May-2025 17:45</i>
<i>Surr: 2-Fluorobiphenyl</i>	<i>86.6</i>			<i>40-140</i>	<i>%REC</i>	<i>1</i>	<i>22-May-2025 17:45</i>
<i>Surr: o-Terphenyl</i>	<i>68.9</i>			<i>40-140</i>	<i>%REC</i>	<i>1</i>	<i>22-May-2025 17:45</i>

Note: See Qualifiers Page for a list of qualifiers and their explanation.

Client: Environmental Resources Mgmt.
 Project: Sulphur Dome
 Sample ID: FB-051325
 Collection Date: 13-May-2025 12:50

ANALYTICAL REPORT
 WorkOrder:HS25050844
 Lab ID:HS25050844-06
 Matrix:Water

ANALYSES	RESULT	QUAL	MDL	REPORT LIMIT	UNITS	DILUTION FACTOR	DATE ANALYZED
ICP-MS METALS BY SW6020A		Method:SW6020A		Prep:SW3010A / 22-May-2025		Analyst: JC	
Arsenic	U		0.000400	0.00200	mg/L	1	26-May-2025 14:57
Barium	U		0.00190	0.00400	mg/L	1	26-May-2025 14:57
Calcium	U		0.0340	0.500	mg/L	1	26-May-2025 14:57
Chromium	U		0.000400	0.00400	mg/L	1	26-May-2025 14:57
Iron	U		0.0120	0.200	mg/L	1	26-May-2025 14:57
Lead	U		0.000600	0.00200	mg/L	1	26-May-2025 14:57
Magnesium	0.0194	J	0.0100	0.200	mg/L	1	26-May-2025 14:57
Manganese	U		0.000700	0.00500	mg/L	1	26-May-2025 14:57
Nickel	0.000779	J	0.000600	0.00200	mg/L	1	26-May-2025 14:57
Potassium	0.0243	J	0.0180	0.200	mg/L	1	26-May-2025 14:57
Sodium	0.185	J	0.0140	0.200	mg/L	1	26-May-2025 14:57
Strontium	U		0.000200	0.00500	mg/L	1	26-May-2025 14:57
Vanadium	U		0.000600	0.00500	mg/L	1	26-May-2025 14:57
Zinc	U		0.00200	0.00400	mg/L	1	26-May-2025 14:57
MERCURY BY SW7470A		Method:SW7470A		Prep:SW7470A / 22-May-2025		Analyst: JS	
Mercury	U		0.0000300	0.000200	mg/L	1	22-May-2025 16:00
TOTAL DISSOLVED SOLIDS BY SM2540C		Method:M2540C				Analyst: HB	
Total Dissolved Solids (Residue, Filterable)	U		3.00	10.0	mg/L	1	20-May-2025 10:00
ALKALINITY BY SM2320B		Method:SM2320B				Analyst: DH	
Alkalinity, Bicarbonate (As CaCO3)	U		3.00	10.0	mg/L	1	19-May-2025 10:33
Alkalinity, Carbonate (As CaCO3)	U		3.00	10.0	mg/L	1	19-May-2025 10:33
PH BY SM4500H+ B		Method:SM4500H+ B				Analyst: SG	
pH	5.26	H	0.100	1.00	pH Units	1	19-May-2025 10:33
Temp Deg C @pH	19.7	H	0	0	°C	1	19-May-2025 10:33
ANIONS BY SW9056A		Method:SW9056				Analyst: TH	
Bromide	U		0.0300	0.100	mg/L	1	24-May-2025 22:50
Chloride	0.218	J	0.200	0.500	mg/L	1	24-May-2025 22:50
Sulfate	U		0.200	0.500	mg/L	1	24-May-2025 22:50

Note: See Qualifiers Page for a list of qualifiers and their explanation.

Client: Environmental Resources Mgmt.
 Project: Sulphur Dome
 Sample ID: MW-3-500
 Collection Date: 14-May-2025 09:10

ANALYTICAL REPORT
 WorkOrder:HS25050844
 Lab ID:HS25050844-07
 Matrix:Water

ANALYSES	RESULT	QUAL	MDL	REPORT LIMIT	UNITS	DILUTION FACTOR	DATE ANALYZED
LOW LEVEL VOLATILES BY SW8260C			Method:SW8260		Analyst: AKP		
Benzene	0.00070	J	0.00028	0.0020	mg/L	1	21-May-2025 04:39
Ethylbenzene		U	0.00033	0.0020	mg/L	1	21-May-2025 04:39
m,p-Xylene		U	0.00061	0.0040	mg/L	1	21-May-2025 04:39
o-Xylene		U	0.00031	0.0020	mg/L	1	21-May-2025 04:39
Toluene	0.0034		0.00033	0.0020	mg/L	1	21-May-2025 04:39
Xylenes, Total		U	0.00092	0.0030	mg/L	1	21-May-2025 04:39
<i>Surr: 1,2-Dichloroethane-d4</i>	<i>84.4</i>			<i>70-126</i>	<i>%REC</i>	<i>1</i>	<i>21-May-2025 04:39</i>
<i>Surr: 4-Bromofluorobenzene</i>	<i>106</i>			<i>77-113</i>	<i>%REC</i>	<i>1</i>	<i>21-May-2025 04:39</i>
<i>Surr: Dibromofluoromethane</i>	<i>84.0</i>			<i>77-123</i>	<i>%REC</i>	<i>1</i>	<i>21-May-2025 04:39</i>
<i>Surr: Toluene-d8</i>	<i>101</i>			<i>82-127</i>	<i>%REC</i>	<i>1</i>	<i>21-May-2025 04:39</i>
MASSACHUSETTS VPH, FEB 2018, REV 2.1			Method:MA VPH		Analyst: LC		
Aliphatics >C6 - C8	0.266		0.00900	0.0250	mg/L	5	27-May-2025 22:28
Aliphatics >C8 - C10		U	0.00200	0.0250	mg/L	5	27-May-2025 22:28
Aromatics >C8 - C10	0.0613	J	0.00300	0.100	mg/L	5	27-May-2025 22:28
<i>Surr: 2,5-Dibromotoluene (Aliphatic)</i>	<i>82.8</i>			<i>70-130</i>	<i>%REC</i>	<i>5</i>	<i>27-May-2025 22:28</i>
<i>Surr: 2,5-Dibromotoluene (Aromatic)</i>	<i>88.3</i>			<i>70-130</i>	<i>%REC</i>	<i>5</i>	<i>27-May-2025 22:28</i>
MASSACHUSETTS EPH R2.1, DEC 2019			Method:MA EPH		Prep:SW3510 / 20-May-2025		Analyst: SAM
Aliphatics >C10 - C12		U	0.0250	0.100	mg/L	1	22-May-2025 12:57
Aliphatics >C12 - C16		U	0.0250	0.100	mg/L	1	22-May-2025 12:57
Aliphatics >C16 - C35		U	0.0250	0.100	mg/L	1	22-May-2025 12:57
Aromatics >C10 - C12		U	0.0250	0.100	mg/L	1	22-May-2025 12:57
Aromatics >C12 - C16		U	0.0250	0.100	mg/L	1	22-May-2025 12:57
Aromatics >C16 - C21		U	0.0250	0.100	mg/L	1	22-May-2025 12:57
Aromatics >C21 - C35		U	0.0250	0.100	mg/L	1	22-May-2025 12:57
<i>Surr: 1-Chlorooctadecane</i>	<i>67.4</i>			<i>40-140</i>	<i>%REC</i>	<i>1</i>	<i>22-May-2025 12:57</i>
<i>Surr: 2-Bromonaphthalene</i>	<i>87.1</i>			<i>40-140</i>	<i>%REC</i>	<i>1</i>	<i>22-May-2025 12:57</i>
<i>Surr: 2-Fluorobiphenyl</i>	<i>85.2</i>			<i>40-140</i>	<i>%REC</i>	<i>1</i>	<i>22-May-2025 12:57</i>
<i>Surr: o-Terphenyl</i>	<i>66.7</i>			<i>40-140</i>	<i>%REC</i>	<i>1</i>	<i>22-May-2025 12:57</i>

Note: See Qualifiers Page for a list of qualifiers and their explanation.

Client: Environmental Resources Mgmt.
 Project: Sulphur Dome
 Sample ID: MW-3-500
 Collection Date: 14-May-2025 09:10

ANALYTICAL REPORT
 WorkOrder:HS25050844
 Lab ID:HS25050844-07
 Matrix:Water

ANALYSES	RESULT	QUAL	MDL	REPORT LIMIT	UNITS	DILUTION FACTOR	DATE ANALYZED
ICP-MS METALS BY SW6020A		Method:SW6020A		Prep:SW3010A / 22-May-2025		Analyst: JC	
Arsenic		U	0.000400	0.00200	mg/L	1	26-May-2025 14:31
Barium	0.158		0.00190	0.00400	mg/L	1	26-May-2025 14:31
Calcium	87.6		0.0340	0.500	mg/L	1	26-May-2025 14:31
Chromium		U	0.000400	0.00400	mg/L	1	26-May-2025 14:31
Iron	2.93		0.0120	0.200	mg/L	1	26-May-2025 14:31
Lead		U	0.000600	0.00200	mg/L	1	26-May-2025 14:31
Magnesium	13.0		0.0100	0.200	mg/L	1	26-May-2025 14:31
Manganese	0.0156		0.000700	0.00500	mg/L	1	26-May-2025 14:31
Nickel	0.000996	J	0.000600	0.00200	mg/L	1	26-May-2025 14:31
Potassium	39.9		0.0180	0.200	mg/L	1	26-May-2025 14:31
Sodium	679		0.700	10.0	mg/L	50	26-May-2025 15:52
Strontium	4.64		0.0100	0.250	mg/L	50	26-May-2025 15:52
Vanadium		U	0.000600	0.00500	mg/L	1	26-May-2025 14:31
Zinc	0.00804		0.00200	0.00400	mg/L	1	26-May-2025 14:31
MERCURY BY SW7470A		Method:SW7470A		Prep:SW7470A / 22-May-2025		Analyst: JS	
Mercury		U	0.0000300	0.000200	mg/L	1	22-May-2025 16:02
TOTAL DISSOLVED SOLIDS BY SM2540C		Method:M2540C				Analyst: HB	
Total Dissolved Solids (Residue, Filterable)	2,860		3.00	10.0	mg/L	1	21-May-2025 10:00
ALKALINITY BY SM2320B		Method:SM2320B				Analyst: DH	
Alkalinity, Bicarbonate (As CaCO3)		U	3.00	10.0	mg/L	1	19-May-2025 10:39
Alkalinity, Carbonate (As CaCO3)	12.8		3.00	10.0	mg/L	1	19-May-2025 10:39
PH BY SM4500H+ B		Method:SM4500H+ B				Analyst: SG	
pH	9.88	H	0.100	1.00	pH Units	1	19-May-2025 10:39
Temp Deg C @pH	20.3	H	0	0	°C	1	19-May-2025 10:39
ANIONS BY SW9056A		Method:SW9056				Analyst: TH	
Bromide	0.715		0.0600	0.200	mg/L	2	24-May-2025 22:56
Chloride	1,290		8.00	20.0	mg/L	40	24-May-2025 23:02
Sulfate	271		8.00	20.0	mg/L	40	24-May-2025 23:02

Note: See Qualifiers Page for a list of qualifiers and their explanation.

Client: Environmental Resources Mgmt.
 Project: Sulphur Dome
 Sample ID: GW-DUP-01
 Collection Date: 14-May-2025 00:00

ANALYTICAL REPORT
 WorkOrder:HS25050844
 Lab ID:HS25050844-08
 Matrix:Water

ANALYSES	RESULT	QUAL	MDL	REPORT LIMIT	UNITS	DILUTION FACTOR	DATE ANALYZED
LOW LEVEL VOLATILES BY SW8260C			Method:SW8260		Analyst: AKP		
Benzene	0.00074	J	0.00028	0.0020	mg/L	1	21-May-2025 05:00
Ethylbenzene		U	0.00033	0.0020	mg/L	1	21-May-2025 05:00
m,p-Xylene		U	0.00061	0.0040	mg/L	1	21-May-2025 05:00
o-Xylene		U	0.00031	0.0020	mg/L	1	21-May-2025 05:00
Toluene	0.0035		0.00033	0.0020	mg/L	1	21-May-2025 05:00
Xylenes, Total		U	0.00092	0.0030	mg/L	1	21-May-2025 05:00
<i>Surr: 1,2-Dichloroethane-d4</i>	<i>86.5</i>			<i>70-126</i>	<i>%REC</i>	<i>1</i>	<i>21-May-2025 05:00</i>
<i>Surr: 4-Bromofluorobenzene</i>	<i>105</i>			<i>77-113</i>	<i>%REC</i>	<i>1</i>	<i>21-May-2025 05:00</i>
<i>Surr: Dibromofluoromethane</i>	<i>84.4</i>			<i>77-123</i>	<i>%REC</i>	<i>1</i>	<i>21-May-2025 05:00</i>
<i>Surr: Toluene-d8</i>	<i>98.9</i>			<i>82-127</i>	<i>%REC</i>	<i>1</i>	<i>21-May-2025 05:00</i>
MASSACHUSETTS VPH, FEB 2018, REV 2.1			Method:MA VPH		Analyst: LC		
Aliphatics >C6 - C8	0.234		0.00900	0.0250	mg/L	5	27-May-2025 23:07
Aliphatics >C8 - C10		U	0.00200	0.0250	mg/L	5	27-May-2025 23:07
Aromatics >C8 - C10	0.0354	J	0.00300	0.100	mg/L	5	27-May-2025 23:07
<i>Surr: 2,5-Dibromotoluene (Aliphatic)</i>	<i>70.3</i>			<i>70-130</i>	<i>%REC</i>	<i>5</i>	<i>27-May-2025 23:07</i>
<i>Surr: 2,5-Dibromotoluene (Aromatic)</i>	<i>73.6</i>			<i>70-130</i>	<i>%REC</i>	<i>5</i>	<i>27-May-2025 23:07</i>
MASSACHUSETTS EPH R2.1, DEC 2019			Method:MA EPH		Prep:SW3510 / 20-May-2025		Analyst: SAM
Aliphatics >C10 - C12		U	0.0250	0.100	mg/L	1	22-May-2025 18:14
Aliphatics >C12 - C16		U	0.0250	0.100	mg/L	1	22-May-2025 18:14
Aliphatics >C16 - C35		U	0.0250	0.100	mg/L	1	22-May-2025 18:14
Aromatics >C10 - C12		U	0.0250	0.100	mg/L	1	22-May-2025 18:14
Aromatics >C12 - C16		U	0.0250	0.100	mg/L	1	22-May-2025 18:14
Aromatics >C16 - C21		U	0.0250	0.100	mg/L	1	22-May-2025 18:14
Aromatics >C21 - C35		U	0.0250	0.100	mg/L	1	22-May-2025 18:14
<i>Surr: 1-Chlorooctadecane</i>	<i>71.0</i>			<i>40-140</i>	<i>%REC</i>	<i>1</i>	<i>22-May-2025 18:14</i>
<i>Surr: 2-Bromonaphthalene</i>	<i>87.1</i>			<i>40-140</i>	<i>%REC</i>	<i>1</i>	<i>22-May-2025 18:14</i>
<i>Surr: 2-Fluorobiphenyl</i>	<i>84.9</i>			<i>40-140</i>	<i>%REC</i>	<i>1</i>	<i>22-May-2025 18:14</i>
<i>Surr: o-Terphenyl</i>	<i>70.2</i>			<i>40-140</i>	<i>%REC</i>	<i>1</i>	<i>22-May-2025 18:14</i>

Note: See Qualifiers Page for a list of qualifiers and their explanation.

Client: Environmental Resources Mgmt.
 Project: Sulphur Dome
 Sample ID: GW-DUP-01
 Collection Date: 14-May-2025 00:00

ANALYTICAL REPORT
 WorkOrder:HS25050844
 Lab ID:HS25050844-08
 Matrix:Water

ANALYSES	RESULT	QUAL	MDL	REPORT LIMIT	UNITS	DILUTION FACTOR	DATE ANALYZED
ICP-MS METALS BY SW6020A		Method:SW6020A		Prep:SW3010A / 22-May-2025		Analyst: JC	
Arsenic		U	0.000400	0.00200	mg/L	1	26-May-2025 14:59
Barium	0.155		0.00190	0.00400	mg/L	1	26-May-2025 14:59
Calcium	87.6		0.0340	0.500	mg/L	1	26-May-2025 14:59
Chromium		U	0.000400	0.00400	mg/L	1	26-May-2025 14:59
Iron	2.62		0.0120	0.200	mg/L	1	26-May-2025 14:59
Lead		U	0.000600	0.00200	mg/L	1	26-May-2025 14:59
Magnesium	13.2		0.0100	0.200	mg/L	1	26-May-2025 14:59
Manganese	0.0143		0.000700	0.00500	mg/L	1	26-May-2025 14:59
Nickel		U	0.000600	0.00200	mg/L	1	26-May-2025 14:59
Potassium	39.8		0.0180	0.200	mg/L	1	26-May-2025 14:59
Sodium	696		0.700	10.0	mg/L	50	26-May-2025 15:59
Strontium	4.74		0.0100	0.250	mg/L	50	26-May-2025 15:59
Vanadium		U	0.000600	0.00500	mg/L	1	26-May-2025 14:59
Zinc	0.00671		0.00200	0.00400	mg/L	1	26-May-2025 14:59
MERCURY BY SW7470A		Method:SW7470A		Prep:SW7470A / 22-May-2025		Analyst: JS	
Mercury		U	0.0000300	0.000200	mg/L	1	22-May-2025 16:13
TOTAL DISSOLVED SOLIDS BY SM2540C		Method:M2540C				Analyst: HB	
Total Dissolved Solids (Residue, Filterable)	4,040		3.00	10.0	mg/L	1	21-May-2025 10:00
ALKALINITY BY SM2320B		Method:SM2320B				Analyst: DH	
Alkalinity, Bicarbonate (As CaCO3)		U	3.00	10.0	mg/L	1	19-May-2025 11:02
Alkalinity, Carbonate (As CaCO3)	13.0		3.00	10.0	mg/L	1	19-May-2025 11:02
PH BY SM4500H+ B		Method:SM4500H+ B				Analyst: SG	
pH	9.91	H	0.100	1.00	pH Units	1	19-May-2025 11:02
Temp Deg C @pH	19.2	H	0	0	°C	1	19-May-2025 11:02
ANIONS BY SW9056A		Method:SW9056				Analyst: TH	
Bromide	0.738		0.0600	0.200	mg/L	2	24-May-2025 23:19
Chloride	1,290		8.00	20.0	mg/L	40	24-May-2025 23:25
Sulfate	270		8.00	20.0	mg/L	40	24-May-2025 23:25

Note: See Qualifiers Page for a list of qualifiers and their explanation.

Client: Environmental Resources Mgmt.
 Project: Sulphur Dome
 Sample ID: GW-Rinsate
 Collection Date: 14-May-2025 10:35

ANALYTICAL REPORT
 WorkOrder:HS25050844
 Lab ID:HS25050844-09
 Matrix:Water

ANALYSES	RESULT	QUAL	MDL	REPORT LIMIT	UNITS	DILUTION FACTOR	DATE ANALYZED
LOW LEVEL VOLATILES BY SW8260C		Method:SW8260		Analyst: AKP			
Benzene	U		0.00028	0.0020	mg/L	1	21-May-2025 05:21
Ethylbenzene	U		0.00033	0.0020	mg/L	1	21-May-2025 05:21
m,p-Xylene	U		0.00061	0.0040	mg/L	1	21-May-2025 05:21
o-Xylene	U		0.00031	0.0020	mg/L	1	21-May-2025 05:21
Toluene	U		0.00033	0.0020	mg/L	1	21-May-2025 05:21
Xylenes, Total	U		0.00092	0.0030	mg/L	1	21-May-2025 05:21
<i>Surr: 1,2-Dichloroethane-d4</i>	83.6			70-126	%REC	1	21-May-2025 05:21
<i>Surr: 4-Bromofluorobenzene</i>	105			77-113	%REC	1	21-May-2025 05:21
<i>Surr: Dibromofluoromethane</i>	84.4			77-123	%REC	1	21-May-2025 05:21
<i>Surr: Toluene-d8</i>	101			82-127	%REC	1	21-May-2025 05:21
MASSACHUSETTS VPH, FEB 2018, REV 2.1		Method:MA VPH		Analyst: LC			
Aliphatics >C6 - C8	U		0.00180	0.00500	mg/L	1	26-May-2025 01:35
Aliphatics >C8 - C10	U		0.000400	0.00500	mg/L	1	26-May-2025 01:35
Aromatics >C8 - C10	U		0.000600	0.0200	mg/L	1	26-May-2025 01:35
<i>Surr: 2,5-Dibromotoluene (Aliphatic)</i>	74.5			70-130	%REC	1	26-May-2025 01:35
<i>Surr: 2,5-Dibromotoluene (Aromatic)</i>	82.4			70-130	%REC	1	26-May-2025 01:35
MASSACHUSETTS EPH R2.1, DEC 2019		Method:MA EPH		Prep:SW3510 / 20-May-2025		Analyst: SAM	
Aliphatics >C10 - C12	U		0.0250	0.100	mg/L	1	22-May-2025 18:42
Aliphatics >C12 - C16	U		0.0250	0.100	mg/L	1	22-May-2025 18:42
Aliphatics >C16 - C35	U		0.0250	0.100	mg/L	1	22-May-2025 18:42
Aromatics >C10 - C12	U		0.0250	0.100	mg/L	1	22-May-2025 18:42
Aromatics >C12 - C16	U		0.0250	0.100	mg/L	1	22-May-2025 18:42
Aromatics >C16 - C21	U		0.0250	0.100	mg/L	1	22-May-2025 18:42
Aromatics >C21 - C35	U		0.0250	0.100	mg/L	1	22-May-2025 18:42
<i>Surr: 1-Chlorooctadecane</i>	61.2			40-140	%REC	1	22-May-2025 18:42
<i>Surr: 2-Bromonaphthalene</i>	86.3			40-140	%REC	1	22-May-2025 18:42
<i>Surr: 2-Fluorobiphenyl</i>	84.5			40-140	%REC	1	22-May-2025 18:42
<i>Surr: o-Terphenyl</i>	68.5			40-140	%REC	1	22-May-2025 18:42

Note: See Qualifiers Page for a list of qualifiers and their explanation.

Client: Environmental Resources Mgmt.
 Project: Sulphur Dome
 Sample ID: GW-Rinsate
 Collection Date: 14-May-2025 10:35

ANALYTICAL REPORT
 WorkOrder:HS25050844
 Lab ID:HS25050844-09
 Matrix:Water

ANALYSES	RESULT	QUAL	MDL	REPORT LIMIT	UNITS	DILUTION FACTOR	DATE ANALYZED
ICP-MS METALS BY SW6020A		Method:SW6020A		Prep:SW3010A / 22-May-2025		Analyst: JC	
Arsenic	U		0.000400	0.00200	mg/L	1	26-May-2025 15:01
Barium	0.00483		0.00190	0.00400	mg/L	1	26-May-2025 15:01
Calcium	0.479	J	0.0340	0.500	mg/L	1	26-May-2025 15:01
Chromium	U		0.000400	0.00400	mg/L	1	26-May-2025 15:01
Iron	0.323		0.0120	0.200	mg/L	1	26-May-2025 15:01
Lead	U		0.000600	0.00200	mg/L	1	26-May-2025 15:01
Magnesium	0.116	J	0.0100	0.200	mg/L	1	26-May-2025 15:01
Manganese	0.00277	J	0.000700	0.00500	mg/L	1	26-May-2025 15:01
Nickel	0.00152	J	0.000600	0.00200	mg/L	1	26-May-2025 15:01
Potassium	0.0769	J	0.0180	0.200	mg/L	1	26-May-2025 15:01
Sodium	0.773		0.0140	0.200	mg/L	1	26-May-2025 15:01
Strontium	0.0143		0.000200	0.00500	mg/L	1	26-May-2025 15:01
Vanadium	U		0.000600	0.00500	mg/L	1	26-May-2025 15:01
Zinc	0.0188		0.00200	0.00400	mg/L	1	26-May-2025 15:01
MERCURY BY SW7470A		Method:SW7470A		Prep:SW7470A / 22-May-2025		Analyst: JS	
Mercury	U		0.0000300	0.000200	mg/L	1	22-May-2025 16:15
TOTAL DISSOLVED SOLIDS BY SM2540C		Method:M2540C				Analyst: HB	
Total Dissolved Solids (Residue, Filterable)	90.0		3.00	10.0	mg/L	1	21-May-2025 10:00
ALKALINITY BY SM2320B		Method:SM2320B				Analyst: DH	
Alkalinity, Bicarbonate (As CaCO3)	U		3.00	10.0	mg/L	1	19-May-2025 11:07
Alkalinity, Carbonate (As CaCO3)	U		3.00	10.0	mg/L	1	19-May-2025 11:07
PH BY SM4500H+ B		Method:SM4500H+ B				Analyst: SG	
pH	6.68	H	0.100	1.00	pH Units	1	19-May-2025 11:07
Temp Deg C @pH	19.5	H	0	0	°C	1	19-May-2025 11:07
ANIONS BY SW9056A		Method:SW9056				Analyst: TH	
Bromide	U		0.0300	0.100	mg/L	1	24-May-2025 23:31
Chloride	1.94		0.200	0.500	mg/L	1	24-May-2025 23:31
Sulfate	1.75		0.200	0.500	mg/L	1	24-May-2025 23:31

Note: See Qualifiers Page for a list of qualifiers and their explanation.

Client: Environmental Resources Mgmt.
 Project: Sulphur Dome
 Sample ID: MW-3-200
 Collection Date: 14-May-2025 12:05

ANALYTICAL REPORT
 WorkOrder:HS25050844
 Lab ID:HS25050844-10
 Matrix:Water

ANALYSES	RESULT	QUAL	MDL	REPORT LIMIT	UNITS	DILUTION FACTOR	DATE ANALYZED
LOW LEVEL VOLATILES BY SW8260C		Method:SW8260		Analyst: AKP			
Benzene	U		0.00028	0.0020	mg/L	1	21-May-2025 05:43
Ethylbenzene	U		0.00033	0.0020	mg/L	1	21-May-2025 05:43
m,p-Xylene	U		0.00061	0.0040	mg/L	1	21-May-2025 05:43
o-Xylene	U		0.00031	0.0020	mg/L	1	21-May-2025 05:43
Toluene	U		0.00033	0.0020	mg/L	1	21-May-2025 05:43
Xylenes, Total	U		0.00092	0.0030	mg/L	1	21-May-2025 05:43
<i>Surr: 1,2-Dichloroethane-d4</i>	<i>83.9</i>			<i>70-126</i>	<i>%REC</i>	<i>1</i>	<i>21-May-2025 05:43</i>
<i>Surr: 4-Bromofluorobenzene</i>	<i>105</i>			<i>77-113</i>	<i>%REC</i>	<i>1</i>	<i>21-May-2025 05:43</i>
<i>Surr: Dibromofluoromethane</i>	<i>85.1</i>			<i>77-123</i>	<i>%REC</i>	<i>1</i>	<i>21-May-2025 05:43</i>
<i>Surr: Toluene-d8</i>	<i>101</i>			<i>82-127</i>	<i>%REC</i>	<i>1</i>	<i>21-May-2025 05:43</i>
MASSACHUSETTS VPH, FEB 2018, REV 2.1		Method:MA VPH		Analyst: LC			
Aliphatics >C6 - C8	U		0.00180	0.00500	mg/L	1	26-May-2025 02:14
Aliphatics >C8 - C10	U		0.000400	0.00500	mg/L	1	26-May-2025 02:14
Aromatics >C8 - C10	U		0.000600	0.0200	mg/L	1	26-May-2025 02:14
<i>Surr: 2,5-Dibromotoluene (Aliphatic)</i>	<i>88.7</i>			<i>70-130</i>	<i>%REC</i>	<i>1</i>	<i>26-May-2025 02:14</i>
<i>Surr: 2,5-Dibromotoluene (Aromatic)</i>	<i>89.1</i>			<i>70-130</i>	<i>%REC</i>	<i>1</i>	<i>26-May-2025 02:14</i>
MASSACHUSETTS EPH R2.1, DEC 2019		Method:MA EPH		Prep:SW3510 / 20-May-2025		Analyst: SAM	
Aliphatics >C10 - C12	U		0.0250	0.100	mg/L	1	24-May-2025 15:42
Aliphatics >C12 - C16	U		0.0250	0.100	mg/L	1	24-May-2025 15:42
Aliphatics >C16 - C35	U		0.0250	0.100	mg/L	1	24-May-2025 15:42
Aromatics >C10 - C12	U		0.0250	0.100	mg/L	1	24-May-2025 15:42
Aromatics >C12 - C16	U		0.0250	0.100	mg/L	1	24-May-2025 15:42
Aromatics >C16 - C21	U		0.0250	0.100	mg/L	1	24-May-2025 15:42
Aromatics >C21 - C35	U		0.0250	0.100	mg/L	1	24-May-2025 15:42
<i>Surr: 1-Chlorooctadecane</i>	<i>64.8</i>			<i>40-140</i>	<i>%REC</i>	<i>1</i>	<i>24-May-2025 15:42</i>
<i>Surr: 2-Bromonaphthalene</i>	<i>86.0</i>			<i>40-140</i>	<i>%REC</i>	<i>1</i>	<i>24-May-2025 15:42</i>
<i>Surr: 2-Fluorobiphenyl</i>	<i>83.8</i>			<i>40-140</i>	<i>%REC</i>	<i>1</i>	<i>24-May-2025 15:42</i>
<i>Surr: o-Terphenyl</i>	<i>65.5</i>			<i>40-140</i>	<i>%REC</i>	<i>1</i>	<i>24-May-2025 15:42</i>

Note: See Qualifiers Page for a list of qualifiers and their explanation.

Client: Environmental Resources Mgmt.
 Project: Sulphur Dome
 Sample ID: MW-3-200
 Collection Date: 14-May-2025 12:05

ANALYTICAL REPORT
 WorkOrder:HS25050844
 Lab ID:HS25050844-10
 Matrix:Water

ANALYSES	RESULT	QUAL	MDL	REPORT LIMIT	UNITS	DILUTION FACTOR	DATE ANALYZED
ICP-MS METALS BY SW6020A		Method:SW6020A		Prep:SW3010A / 22-May-2025		Analyst: JC	
Arsenic	0.00212		0.000400	0.00200	mg/L	1	26-May-2025 15:03
Barium	0.0574		0.00190	0.00400	mg/L	1	26-May-2025 15:03
Calcium	4.64		0.0340	0.500	mg/L	1	26-May-2025 15:03
Chromium	U		0.000400	0.00400	mg/L	1	26-May-2025 15:03
Iron	1.51		0.0120	0.200	mg/L	1	26-May-2025 15:03
Lead	U		0.000600	0.00200	mg/L	1	26-May-2025 15:03
Magnesium	0.583		0.0100	0.200	mg/L	1	26-May-2025 15:03
Manganese	0.0117		0.000700	0.00500	mg/L	1	26-May-2025 15:03
Nickel	0.00103	J	0.000600	0.00200	mg/L	1	26-May-2025 15:03
Potassium	91.2		0.0180	0.200	mg/L	1	26-May-2025 15:03
Sodium	120		0.0140	0.200	mg/L	1	26-May-2025 15:03
Strontium	0.242		0.000200	0.00500	mg/L	1	26-May-2025 15:03
Vanadium	0.000705	J	0.000600	0.00500	mg/L	1	26-May-2025 15:03
Zinc	0.00434		0.00200	0.00400	mg/L	1	26-May-2025 15:03
MERCURY BY SW7470A		Method:SW7470A		Prep:SW7470A / 22-May-2025		Analyst: JS	
Mercury	U		0.0000300	0.000200	mg/L	1	22-May-2025 16:16
TOTAL DISSOLVED SOLIDS BY SM2540C		Method:M2540C				Analyst: HB	
Total Dissolved Solids (Residue, Filterable)	624		3.00	10.0	mg/L	1	21-May-2025 10:00
ALKALINITY BY SM2320B		Method:SM2320B				Analyst: DH	
Alkalinity, Bicarbonate (As CaCO3)	212		15.0	50.0	mg/L	5	19-May-2025 11:13
Alkalinity, Carbonate (As CaCO3)	181		15.0	50.0	mg/L	5	19-May-2025 11:13
PH BY SM4500H+ B		Method:SM4500H+ B				Analyst: SG	
pH	9.99	H	0.100	1.00	pH Units	1	19-May-2025 12:25
Temp Deg C @pH	20.8	H	0	0	°C	1	19-May-2025 12:25
ANIONS BY SW9056A		Method:SW9056				Analyst: TH	
Bromide	U		0.0300	0.100	mg/L	1	24-May-2025 23:55
Chloride	25.5		0.200	0.500	mg/L	1	24-May-2025 23:55
Sulfate	8.67		0.200	0.500	mg/L	1	24-May-2025 23:55

Note: See Qualifiers Page for a list of qualifiers and their explanation.

Client: Environmental Resources Mgmt.
 Project: Sulphur Dome
 Sample ID: MW-3-700
 Collection Date: 14-May-2025 14:00

ANALYTICAL REPORT
 WorkOrder:HS25050844
 Lab ID:HS25050844-11
 Matrix:Water

ANALYSES	RESULT	QUAL	MDL	REPORT LIMIT	UNITS	DILUTION FACTOR	DATE ANALYZED
LOW LEVEL VOLATILES BY SW8260C		Method:SW8260		Analyst: AKP			
Benzene	U		0.00028	0.0020	mg/L	1	21-May-2025 06:04
Ethylbenzene	U		0.00033	0.0020	mg/L	1	21-May-2025 06:04
m,p-Xylene	U		0.00061	0.0040	mg/L	1	21-May-2025 06:04
o-Xylene	U		0.00031	0.0020	mg/L	1	21-May-2025 06:04
Toluene	0.00073	J	0.00033	0.0020	mg/L	1	21-May-2025 06:04
Xylenes, Total	U		0.00092	0.0030	mg/L	1	21-May-2025 06:04
<i>Surr: 1,2-Dichloroethane-d4</i>	<i>85.6</i>			<i>70-126</i>	<i>%REC</i>	<i>1</i>	<i>21-May-2025 06:04</i>
<i>Surr: 4-Bromofluorobenzene</i>	<i>103</i>			<i>77-113</i>	<i>%REC</i>	<i>1</i>	<i>21-May-2025 06:04</i>
<i>Surr: Dibromofluoromethane</i>	<i>85.7</i>			<i>77-123</i>	<i>%REC</i>	<i>1</i>	<i>21-May-2025 06:04</i>
<i>Surr: Toluene-d8</i>	<i>100</i>			<i>82-127</i>	<i>%REC</i>	<i>1</i>	<i>21-May-2025 06:04</i>
MASSACHUSETTS VPH, FEB 2018, REV 2.1		Method:MA VPH		Analyst: LC			
Aliphatics >C6 - C8	U		0.00180	0.00500	mg/L	1	26-May-2025 02:52
Aliphatics >C8 - C10	U		0.000400	0.00500	mg/L	1	26-May-2025 02:52
Aromatics >C8 - C10	U		0.000600	0.0200	mg/L	1	26-May-2025 02:52
<i>Surr: 2,5-Dibromotoluene (Aliphatic)</i>	<i>71.2</i>			<i>70-130</i>	<i>%REC</i>	<i>1</i>	<i>26-May-2025 02:52</i>
<i>Surr: 2,5-Dibromotoluene (Aromatic)</i>	<i>81.7</i>			<i>70-130</i>	<i>%REC</i>	<i>1</i>	<i>26-May-2025 02:52</i>
MASSACHUSETTS EPH R2.1, DEC 2019		Method:MA EPH		Prep:SW3510 / 20-May-2025		Analyst: SAM	
Aliphatics >C10 - C12	U		0.0250	0.100	mg/L	1	22-May-2025 19:40
Aliphatics >C12 - C16	U		0.0250	0.100	mg/L	1	22-May-2025 19:40
Aliphatics >C16 - C35	U		0.0250	0.100	mg/L	1	22-May-2025 19:40
Aromatics >C10 - C12	U		0.0250	0.100	mg/L	1	22-May-2025 19:40
Aromatics >C12 - C16	U		0.0250	0.100	mg/L	1	22-May-2025 19:40
Aromatics >C16 - C21	U		0.0250	0.100	mg/L	1	22-May-2025 19:40
Aromatics >C21 - C35	U		0.0250	0.100	mg/L	1	22-May-2025 19:40
<i>Surr: 1-Chlorooctadecane</i>	<i>66.9</i>			<i>40-140</i>	<i>%REC</i>	<i>1</i>	<i>22-May-2025 19:40</i>
<i>Surr: 2-Bromonaphthalene</i>	<i>86.4</i>			<i>40-140</i>	<i>%REC</i>	<i>1</i>	<i>22-May-2025 19:40</i>
<i>Surr: 2-Fluorobiphenyl</i>	<i>84.0</i>			<i>40-140</i>	<i>%REC</i>	<i>1</i>	<i>22-May-2025 19:40</i>
<i>Surr: o-Terphenyl</i>	<i>65.7</i>			<i>40-140</i>	<i>%REC</i>	<i>1</i>	<i>22-May-2025 19:40</i>

Note: See Qualifiers Page for a list of qualifiers and their explanation.

Client: Environmental Resources Mgmt.
 Project: Sulphur Dome
 Sample ID: MW-3-700
 Collection Date: 14-May-2025 14:00

ANALYTICAL REPORT
 WorkOrder:HS25050844
 Lab ID:HS25050844-11
 Matrix:Water

ANALYSES	RESULT	QUAL	MDL	REPORT LIMIT	UNITS	DILUTION FACTOR	DATE ANALYZED
ICP-MS METALS BY SW6020A		Method:SW6020A		Prep:SW3010A / 22-May-2025		Analyst: JC	
Arsenic		U	0.000400	0.00200	mg/L	1	26-May-2025 15:12
Barium	1.66		0.00190	0.00400	mg/L	1	26-May-2025 15:12
Calcium	96.5		0.0340	0.500	mg/L	1	26-May-2025 15:12
Chromium	0.00208	J	0.000400	0.00400	mg/L	1	26-May-2025 15:12
Iron	0.718		0.0120	0.200	mg/L	1	26-May-2025 15:12
Lead		U	0.000600	0.00200	mg/L	1	26-May-2025 15:12
Magnesium	14.3		0.0100	0.200	mg/L	1	26-May-2025 15:12
Manganese	0.0369		0.000700	0.00500	mg/L	1	26-May-2025 15:12
Nickel		U	0.000600	0.00200	mg/L	1	26-May-2025 15:12
Potassium	21.5		0.0180	0.200	mg/L	1	26-May-2025 15:12
Sodium	965		0.700	10.0	mg/L	50	26-May-2025 16:01
Strontium	2.98		0.0100	0.250	mg/L	50	26-May-2025 16:01
Vanadium		U	0.000600	0.00500	mg/L	1	26-May-2025 15:12
Zinc	0.0152		0.00200	0.00400	mg/L	1	26-May-2025 15:12
MERCURY BY SW7470A		Method:SW7470A		Prep:SW7470A / 22-May-2025		Analyst: JS	
Mercury		U	0.0000300	0.000200	mg/L	1	22-May-2025 16:27
TOTAL DISSOLVED SOLIDS BY SM2540C		Method:M2540C				Analyst: HB	
Total Dissolved Solids (Residue, Filterable)	6,360		3.00	10.0	mg/L	1	21-May-2025 10:00
ALKALINITY BY SM2320B		Method:SM2320B				Analyst: DH	
Alkalinity, Bicarbonate (As CaCO3)	18.1		3.00	10.0	mg/L	1	19-May-2025 11:20
Alkalinity, Carbonate (As CaCO3)	3.80	J	3.00	10.0	mg/L	1	19-May-2025 11:20
PH BY SM4500H+ B		Method:SM4500H+ B				Analyst: SG	
pH	8.68	H	0.100	1.00	pH Units	1	19-May-2025 11:20
Temp Deg C @pH	20.0	H	0	0	°C	1	19-May-2025 11:20
ANIONS BY SW9056A		Method:SW9056				Analyst: TH	
Bromide	2.27		0.0600	0.200	mg/L	2	25-May-2025 00:06
Chloride	1,970		8.00	20.0	mg/L	40	25-May-2025 00:12
Sulfate		U	0.400	1.00	mg/L	2	25-May-2025 00:06

Note: See Qualifiers Page for a list of qualifiers and their explanation.

Client: Environmental Resources Mgmt.
 Project: Sulphur Dome
 Sample ID: FB-051425
 Collection Date: 14-May-2025 14:15

ANALYTICAL REPORT
 WorkOrder:HS25050844
 Lab ID:HS25050844-12
 Matrix:Water

ANALYSES	RESULT	QUAL	MDL	REPORT LIMIT	UNITS	DILUTION FACTOR	DATE ANALYZED
LOW LEVEL VOLATILES BY SW8260C		Method:SW8260		Analyst: AKP			
Benzene	U		0.00028	0.0020	mg/L	1	21-May-2025 02:30
Ethylbenzene	U		0.00033	0.0020	mg/L	1	21-May-2025 02:30
m,p-Xylene	U		0.00061	0.0040	mg/L	1	21-May-2025 02:30
o-Xylene	U		0.00031	0.0020	mg/L	1	21-May-2025 02:30
Toluene	U		0.00033	0.0020	mg/L	1	21-May-2025 02:30
Xylenes, Total	U		0.00092	0.0030	mg/L	1	21-May-2025 02:30
<i>Surr: 1,2-Dichloroethane-d4</i>	<i>80.4</i>			<i>70-126</i>	<i>%REC</i>	<i>1</i>	<i>21-May-2025 02:30</i>
<i>Surr: 4-Bromofluorobenzene</i>	<i>105</i>			<i>77-113</i>	<i>%REC</i>	<i>1</i>	<i>21-May-2025 02:30</i>
<i>Surr: Dibromofluoromethane</i>	<i>80.1</i>			<i>77-123</i>	<i>%REC</i>	<i>1</i>	<i>21-May-2025 02:30</i>
<i>Surr: Toluene-d8</i>	<i>101</i>			<i>82-127</i>	<i>%REC</i>	<i>1</i>	<i>21-May-2025 02:30</i>
MASSACHUSETTS VPH, FEB 2018, REV 2.1		Method:MA VPH		Analyst: LC			
Aliphatics >C6 - C8	U		0.00180	0.00500	mg/L	1	26-May-2025 03:31
Aliphatics >C8 - C10	U		0.000400	0.00500	mg/L	1	26-May-2025 03:31
Aromatics >C8 - C10	U		0.000600	0.0200	mg/L	1	26-May-2025 03:31
<i>Surr: 2,5-Dibromotoluene (Aliphatic)</i>	<i>71.4</i>			<i>70-130</i>	<i>%REC</i>	<i>1</i>	<i>26-May-2025 03:31</i>
<i>Surr: 2,5-Dibromotoluene (Aromatic)</i>	<i>81.1</i>			<i>70-130</i>	<i>%REC</i>	<i>1</i>	<i>26-May-2025 03:31</i>
MASSACHUSETTS EPH R2.1, DEC 2019		Method:MA EPH		Prep:SW3510 / 20-May-2025		Analyst: SAM	
Aliphatics >C10 - C12	U		0.0250	0.100	mg/L	1	22-May-2025 20:09
Aliphatics >C12 - C16	U		0.0250	0.100	mg/L	1	22-May-2025 20:09
Aliphatics >C16 - C35	U		0.0250	0.100	mg/L	1	22-May-2025 20:09
Aromatics >C10 - C12	U		0.0250	0.100	mg/L	1	22-May-2025 20:09
Aromatics >C12 - C16	U		0.0250	0.100	mg/L	1	22-May-2025 20:09
Aromatics >C16 - C21	U		0.0250	0.100	mg/L	1	22-May-2025 20:09
Aromatics >C21 - C35	U		0.0250	0.100	mg/L	1	22-May-2025 20:09
<i>Surr: 1-Chlorooctadecane</i>	<i>64.0</i>			<i>40-140</i>	<i>%REC</i>	<i>1</i>	<i>22-May-2025 20:09</i>
<i>Surr: 2-Bromonaphthalene</i>	<i>84.5</i>			<i>40-140</i>	<i>%REC</i>	<i>1</i>	<i>22-May-2025 20:09</i>
<i>Surr: 2-Fluorobiphenyl</i>	<i>82.6</i>			<i>40-140</i>	<i>%REC</i>	<i>1</i>	<i>22-May-2025 20:09</i>
<i>Surr: o-Terphenyl</i>	<i>64.6</i>			<i>40-140</i>	<i>%REC</i>	<i>1</i>	<i>22-May-2025 20:09</i>

Note: See Qualifiers Page for a list of qualifiers and their explanation.

Client: Environmental Resources Mgmt.
 Project: Sulphur Dome
 Sample ID: FB-051425
 Collection Date: 14-May-2025 14:15

ANALYTICAL REPORT
 WorkOrder:HS25050844
 Lab ID:HS25050844-12
 Matrix:Water

ANALYSES	RESULT	QUAL	MDL	REPORT LIMIT	UNITS	DILUTION FACTOR	DATE ANALYZED
ICP-MS METALS BY SW6020A		Method:SW6020A		Prep:SW3010A / 22-May-2025		Analyst: JC	
Arsenic	U		0.000400	0.00200	mg/L	1	26-May-2025 15:14
Barium	U		0.00190	0.00400	mg/L	1	26-May-2025 15:14
Calcium	U		0.0340	0.500	mg/L	1	26-May-2025 15:14
Chromium	U		0.000400	0.00400	mg/L	1	26-May-2025 15:14
Iron	U		0.0120	0.200	mg/L	1	26-May-2025 15:14
Lead	U		0.000600	0.00200	mg/L	1	26-May-2025 15:14
Magnesium	0.0191	J	0.0100	0.200	mg/L	1	26-May-2025 15:14
Manganese	U		0.000700	0.00500	mg/L	1	26-May-2025 15:14
Nickel	U		0.000600	0.00200	mg/L	1	26-May-2025 15:14
Potassium	0.0343	J	0.0180	0.200	mg/L	1	26-May-2025 15:14
Sodium	0.398		0.0140	0.200	mg/L	1	26-May-2025 15:14
Strontium	0.000383	J	0.000200	0.00500	mg/L	1	26-May-2025 15:14
Vanadium	U		0.000600	0.00500	mg/L	1	26-May-2025 15:14
Zinc	U		0.00200	0.00400	mg/L	1	26-May-2025 15:14
MERCURY BY SW7470A		Method:SW7470A		Prep:SW7470A / 22-May-2025		Analyst: JS	
Mercury	U		0.0000300	0.000200	mg/L	1	22-May-2025 16:32
TOTAL DISSOLVED SOLIDS BY SM2540C		Method:M2540C				Analyst: HB	
Total Dissolved Solids (Residue, Filterable)	U		3.00	10.0	mg/L	1	21-May-2025 13:00
ALKALINITY BY SM2320B		Method:SM2320B				Analyst: DH	
Alkalinity, Bicarbonate (As CaCO3)	U		3.00	10.0	mg/L	1	22-May-2025 08:37
Alkalinity, Carbonate (As CaCO3)	U		3.00	10.0	mg/L	1	22-May-2025 08:37
PH BY SM4500H+ B		Method:SM4500H+ B				Analyst: CD	
pH	5.96	H	0.100	1.00	pH Units	1	20-May-2025 11:01
Temp Deg C @pH	20.3	H	0	0	°C	1	20-May-2025 11:01
ANIONS BY SW9056A		Method:SW9056				Analyst: TH	
Bromide	U		0.0300	0.100	mg/L	1	25-May-2025 00:18
Chloride	0.364	J	0.200	0.500	mg/L	1	25-May-2025 00:18
Sulfate	0.414	J	0.200	0.500	mg/L	1	25-May-2025 00:18

Note: See Qualifiers Page for a list of qualifiers and their explanation.

Client: Environmental Resources Mgmt.
 Project: Sulphur Dome
 Sample ID: MW-2-700
 Collection Date: 15-May-2025 08:20

ANALYTICAL REPORT
 WorkOrder:HS25050844
 Lab ID:HS25050844-13
 Matrix:Water

ANALYSES	RESULT	QUAL	MDL	REPORT LIMIT	UNITS	DILUTION FACTOR	DATE ANALYZED
LOW LEVEL VOLATILES BY SW8260C		Method:SW8260		Analyst: AKP			
Benzene	U		0.00028	0.0020	mg/L	1	21-May-2025 06:26
Ethylbenzene	U		0.00033	0.0020	mg/L	1	21-May-2025 06:26
m,p-Xylene	U		0.00061	0.0040	mg/L	1	21-May-2025 06:26
o-Xylene	U		0.00031	0.0020	mg/L	1	21-May-2025 06:26
Toluene	U		0.00033	0.0020	mg/L	1	21-May-2025 06:26
Xylenes, Total	U		0.00092	0.0030	mg/L	1	21-May-2025 06:26
<i>Surr: 1,2-Dichloroethane-d4</i>	86.2			70-126	%REC	1	21-May-2025 06:26
<i>Surr: 4-Bromofluorobenzene</i>	102			77-113	%REC	1	21-May-2025 06:26
<i>Surr: Dibromofluoromethane</i>	86.2			77-123	%REC	1	21-May-2025 06:26
<i>Surr: Toluene-d8</i>	99.3			82-127	%REC	1	21-May-2025 06:26
MASSACHUSETTS VPH, FEB 2018, REV 2.1		Method:MA VPH		Analyst: LC			
Aliphatics >C6 - C8	U		0.00180	0.00500	mg/L	1	26-May-2025 04:10
Aliphatics >C8 - C10	U		0.000400	0.00500	mg/L	1	26-May-2025 04:10
Aromatics >C8 - C10	U		0.000600	0.0200	mg/L	1	26-May-2025 04:10
<i>Surr: 2,5-Dibromotoluene (Aliphatic)</i>	72.0			70-130	%REC	1	26-May-2025 04:10
<i>Surr: 2,5-Dibromotoluene (Aromatic)</i>	82.1			70-130	%REC	1	26-May-2025 04:10
MASSACHUSETTS EPH R2.1, DEC 2019		Method:MA EPH		Prep:SW3510 / 20-May-2025		Analyst: SAM	
Aliphatics >C10 - C12	U		0.0250	0.100	mg/L	1	22-May-2025 20:37
Aliphatics >C12 - C16	U		0.0250	0.100	mg/L	1	22-May-2025 20:37
Aliphatics >C16 - C35	U		0.0250	0.100	mg/L	1	22-May-2025 20:37
Aromatics >C10 - C12	U		0.0250	0.100	mg/L	1	22-May-2025 20:37
Aromatics >C12 - C16	U		0.0250	0.100	mg/L	1	22-May-2025 20:37
Aromatics >C16 - C21	U		0.0250	0.100	mg/L	1	22-May-2025 20:37
Aromatics >C21 - C35	U		0.0250	0.100	mg/L	1	22-May-2025 20:37
<i>Surr: 1-Chlorooctadecane</i>	59.1			40-140	%REC	1	22-May-2025 20:37
<i>Surr: 2-Bromonaphthalene</i>	84.2			40-140	%REC	1	22-May-2025 20:37
<i>Surr: 2-Fluorobiphenyl</i>	82.3			40-140	%REC	1	22-May-2025 20:37
<i>Surr: o-Terphenyl</i>	68.9			40-140	%REC	1	22-May-2025 20:37

Note: See Qualifiers Page for a list of qualifiers and their explanation.

Client: Environmental Resources Mgmt.
 Project: Sulphur Dome
 Sample ID: MW-2-700
 Collection Date: 15-May-2025 08:20

ANALYTICAL REPORT
 WorkOrder:HS25050844
 Lab ID:HS25050844-13
 Matrix:Water

ANALYSES	RESULT	QUAL	MDL	REPORT LIMIT	UNITS	DILUTION FACTOR	DATE ANALYZED
ICP-MS METALS BY SW6020A		Method:SW6020A		Prep:SW3010A / 22-May-2025		Analyst: JC	
Arsenic	0.000871	J	0.000400	0.00200	mg/L	1	26-May-2025 15:16
Barium	0.0102		0.00190	0.00400	mg/L	1	26-May-2025 15:16
Calcium	1.01		0.0340	0.500	mg/L	1	26-May-2025 15:16
Chromium	U		0.000400	0.00400	mg/L	1	26-May-2025 15:16
Iron	0.346		0.0120	0.200	mg/L	1	26-May-2025 15:16
Lead	U		0.000600	0.00200	mg/L	1	26-May-2025 15:16
Magnesium	0.0472	J	0.0100	0.200	mg/L	1	26-May-2025 15:16
Manganese	0.00233	J	0.000700	0.00500	mg/L	1	26-May-2025 15:16
Nickel	0.00147	J	0.000600	0.00200	mg/L	1	26-May-2025 15:16
Potassium	4.50		0.0180	0.200	mg/L	1	26-May-2025 15:16
Sodium	168		0.0140	0.200	mg/L	1	26-May-2025 15:16
Strontium	0.0256		0.000200	0.00500	mg/L	1	26-May-2025 15:16
Vanadium	U		0.000600	0.00500	mg/L	1	26-May-2025 15:16
Zinc	0.00295	J	0.00200	0.00400	mg/L	1	26-May-2025 15:16
MERCURY BY SW7470A		Method:SW7470A		Prep:SW7470A / 22-May-2025		Analyst: JS	
Mercury	U		0.0000300	0.000200	mg/L	1	22-May-2025 16:33
HYDROGEN SULFIDE BY E376.1		Method:E376.1				Analyst: CD	
Hydrogen Sulfide	6.76		0.500	1.00	mg/L	1	20-May-2025 10:00
TOTAL DISSOLVED SOLIDS BY SM2540C		Method:M2540C				Analyst: HB	
Total Dissolved Solids (Residue, Filterable)	454		3.00	10.0	mg/L	1	21-May-2025 13:00
ALKALINITY BY SM2320B		Method:SM2320B				Analyst: DH	
Alkalinity, Bicarbonate (As CaCO3)	69.4		3.00	10.0	mg/L	1	22-May-2025 08:42
Alkalinity, Carbonate (As CaCO3)	160		3.00	10.0	mg/L	1	22-May-2025 08:42
SULFIDE BY SM4500 S2-F		Method:SM4500 S2-F				Analyst: CD	
Sulfide	6.36		0.920	5.00	mg/L	1	21-May-2025 13:52
PH BY SM4500H+ B		Method:SM4500H+ B				Analyst: CD	
pH	10.2	H	0.100	1.00	pH Units	1	20-May-2025 11:01
Temp Deg C @pH	20.3	H	0	0	°C	1	20-May-2025 11:01
ANIONS BY SW9056A		Method:SW9056				Analyst: TH	
Bromide	0.168		0.0300	0.100	mg/L	1	25-May-2025 00:24
Chloride	127		2.00	5.00	mg/L	10	25-May-2025 00:30
Sulfate	0.562		0.200	0.500	mg/L	1	25-May-2025 00:24

Note: See Qualifiers Page for a list of qualifiers and their explanation.

Client: Environmental Resources Mgmt.
 Project: Sulphur Dome
 Sample ID: MW-2-200
 Collection Date: 15-May-2025 10:15

ANALYTICAL REPORT

WorkOrder:HS25050844
 Lab ID:HS25050844-14
 Matrix:Water

ANALYSES	RESULT	QUAL	MDL	REPORT LIMIT	UNITS	DILUTION FACTOR	DATE ANALYZED
LOW LEVEL VOLATILES BY SW8260C		Method:SW8260		Analyst: AKP			
Benzene	U		0.00028	0.0020	mg/L	1	21-May-2025 04:15
Ethylbenzene	U		0.00033	0.0020	mg/L	1	21-May-2025 04:15
m,p-Xylene	U		0.00061	0.0040	mg/L	1	21-May-2025 04:15
o-Xylene	U		0.00031	0.0020	mg/L	1	21-May-2025 04:15
Toluene	U		0.00033	0.0020	mg/L	1	21-May-2025 04:15
Xylenes, Total	U		0.00092	0.0030	mg/L	1	21-May-2025 04:15
<i>Surr: 1,2-Dichloroethane-d4</i>	91.6			70-126	%REC	1	21-May-2025 04:15
<i>Surr: 4-Bromofluorobenzene</i>	99.9			77-113	%REC	1	21-May-2025 04:15
<i>Surr: Dibromofluoromethane</i>	91.9			77-123	%REC	1	21-May-2025 04:15
<i>Surr: Toluene-d8</i>	103			82-127	%REC	1	21-May-2025 04:15
MASSACHUSETTS VPH, FEB 2018, REV 2.1		Method:MA VPH		Analyst: LC			
Aliphatics >C6 - C8	U		0.00180	0.00500	mg/L	1	26-May-2025 04:49
Aliphatics >C8 - C10	U		0.000400	0.00500	mg/L	1	26-May-2025 04:49
Aromatics >C8 - C10	U		0.000600	0.0200	mg/L	1	26-May-2025 04:49
<i>Surr: 2,5-Dibromotoluene (Aliphatic)</i>	81.6			70-130	%REC	1	26-May-2025 04:49
<i>Surr: 2,5-Dibromotoluene (Aromatic)</i>	87.4			70-130	%REC	1	26-May-2025 04:49
MASSACHUSETTS EPH R2.1, DEC 2019		Method:MA EPH		Prep:SW3510 / 20-May-2025		Analyst: SAM	
Aliphatics >C10 - C12	U		0.0250	0.100	mg/L	1	22-May-2025 22:04
Aliphatics >C12 - C16	U		0.0250	0.100	mg/L	1	22-May-2025 22:04
Aliphatics >C16 - C35	U		0.0250	0.100	mg/L	1	22-May-2025 22:04
Aromatics >C10 - C12	U		0.0250	0.100	mg/L	1	22-May-2025 22:04
Aromatics >C12 - C16	U		0.0250	0.100	mg/L	1	22-May-2025 22:04
Aromatics >C16 - C21	U		0.0250	0.100	mg/L	1	22-May-2025 22:04
Aromatics >C21 - C35	U		0.0250	0.100	mg/L	1	22-May-2025 22:04
<i>Surr: 1-Chlorooctadecane</i>	64.4			40-140	%REC	1	22-May-2025 22:04
<i>Surr: 2-Bromonaphthalene</i>	90.3			40-140	%REC	1	22-May-2025 22:04
<i>Surr: 2-Fluorobiphenyl</i>	88.2			40-140	%REC	1	22-May-2025 22:04
<i>Surr: o-Terphenyl</i>	74.9			40-140	%REC	1	22-May-2025 22:04

Note: See Qualifiers Page for a list of qualifiers and their explanation.

Client: Environmental Resources Mgmt.
 Project: Sulphur Dome
 Sample ID: MW-2-200
 Collection Date: 15-May-2025 10:15

ANALYTICAL REPORT
 WorkOrder:HS25050844
 Lab ID:HS25050844-14
 Matrix:Water

ANALYSES	RESULT	QUAL	MDL	REPORT LIMIT	UNITS	DILUTION FACTOR	DATE ANALYZED
ICP-MS METALS BY SW6020A		Method:SW6020A		Prep:SW3010A / 22-May-2025		Analyst: JC	
Arsenic	0.00407		0.000400	0.00200	mg/L	1	26-May-2025 16:06
Barium	0.168		0.00190	0.00400	mg/L	1	26-May-2025 16:06
Calcium	16.5		0.0340	0.500	mg/L	1	26-May-2025 16:06
Chromium	U		0.000400	0.00400	mg/L	1	26-May-2025 16:06
Iron	0.856		0.0120	0.200	mg/L	1	26-May-2025 16:06
Lead	U		0.000600	0.00200	mg/L	1	26-May-2025 16:06
Magnesium	3.83		0.0100	0.200	mg/L	1	26-May-2025 16:06
Manganese	0.0237		0.000700	0.00500	mg/L	1	26-May-2025 16:06
Nickel	U		0.000600	0.00200	mg/L	1	26-May-2025 16:06
Potassium	2.90		0.0180	0.200	mg/L	1	26-May-2025 16:06
Sodium	68.8		0.0140	0.200	mg/L	1	26-May-2025 16:06
Strontium	0.293		0.000200	0.00500	mg/L	1	26-May-2025 16:06
Vanadium	U		0.000600	0.00500	mg/L	1	26-May-2025 16:06
Zinc	0.00590		0.00200	0.00400	mg/L	1	26-May-2025 16:06
MERCURY BY SW7470A		Method:SW7470A		Prep:SW7470A / 22-May-2025		Analyst: JS	
Mercury	U		0.0000300	0.000200	mg/L	1	22-May-2025 16:35
HYDROGEN SULFIDE BY E376.1		Method:E376.1				Analyst: CD	
Hydrogen Sulfide	5.70		0.500	1.00	mg/L	1	20-May-2025 10:00
TOTAL DISSOLVED SOLIDS BY SM2540C		Method:M2540C				Analyst: HB	
Total Dissolved Solids (Residue, Filterable)	300		3.00	10.0	mg/L	1	21-May-2025 13:00
ALKALINITY BY SM2320B		Method:SM2320B				Analyst: DH	
Alkalinity, Bicarbonate (As CaCO3)	181		3.00	10.0	mg/L	1	22-May-2025 08:53
Alkalinity, Carbonate (As CaCO3)	13.2		3.00	10.0	mg/L	1	22-May-2025 08:53
SULFIDE BY SM4500 S2-F		Method:SM4500 S2-F				Analyst: CD	
Sulfide	5.36		0.920	5.00	mg/L	1	21-May-2025 13:52
PH BY SM4500H+ B		Method:SM4500H+ B				Analyst: CD	
pH	8.49	H	0.100	1.00	pH Units	1	20-May-2025 11:01
Temp Deg C @pH	20.5	H	0	0	°C	1	20-May-2025 11:01
ANIONS BY SW9056A		Method:SW9056				Analyst: TH	
Bromide	U		0.0300	0.100	mg/L	1	25-May-2025 00:36
Chloride	25.1		0.200	0.500	mg/L	1	25-May-2025 00:36
Sulfate	2.48		0.200	0.500	mg/L	1	25-May-2025 00:36

Note: See Qualifiers Page for a list of qualifiers and their explanation.

Client: Environmental Resources Mgmt.
 Project: Sulphur Dome
 Sample ID: FB-051525
 Collection Date: 15-May-2025 09:30

ANALYTICAL REPORT
 WorkOrder:HS25050844
 Lab ID:HS25050844-15
 Matrix:Water

ANALYSES	RESULT	QUAL	MDL	REPORT LIMIT	UNITS	DILUTION FACTOR	DATE ANALYZED
LOW LEVEL VOLATILES BY SW8260C		Method:SW8260		Analyst: AKP			
Benzene	U		0.00028	0.0020	mg/L	1	21-May-2025 02:30
Ethylbenzene	U		0.00033	0.0020	mg/L	1	21-May-2025 02:30
m,p-Xylene	U		0.00061	0.0040	mg/L	1	21-May-2025 02:30
o-Xylene	U		0.00031	0.0020	mg/L	1	21-May-2025 02:30
Toluene	U		0.00033	0.0020	mg/L	1	21-May-2025 02:30
Xylenes, Total	U		0.00092	0.0030	mg/L	1	21-May-2025 02:30
<i>Surr: 1,2-Dichloroethane-d4</i>	<i>87.6</i>			<i>70-126</i>	<i>%REC</i>	<i>1</i>	<i>21-May-2025 02:30</i>
<i>Surr: 4-Bromofluorobenzene</i>	<i>99.0</i>			<i>77-113</i>	<i>%REC</i>	<i>1</i>	<i>21-May-2025 02:30</i>
<i>Surr: Dibromofluoromethane</i>	<i>96.3</i>			<i>77-123</i>	<i>%REC</i>	<i>1</i>	<i>21-May-2025 02:30</i>
<i>Surr: Toluene-d8</i>	<i>101</i>			<i>82-127</i>	<i>%REC</i>	<i>1</i>	<i>21-May-2025 02:30</i>
MASSACHUSETTS VPH, FEB 2018, REV 2.1		Method:MA VPH		Analyst: LC			
Aliphatics >C6 - C8	U		0.00180	0.00500	mg/L	1	26-May-2025 05:27
Aliphatics >C8 - C10	U		0.000400	0.00500	mg/L	1	26-May-2025 05:27
Aromatics >C8 - C10	U		0.000600	0.0200	mg/L	1	26-May-2025 05:27
<i>Surr: 2,5-Dibromotoluene (Aliphatic)</i>	<i>70.7</i>			<i>70-130</i>	<i>%REC</i>	<i>1</i>	<i>26-May-2025 05:27</i>
<i>Surr: 2,5-Dibromotoluene (Aromatic)</i>	<i>80.6</i>			<i>70-130</i>	<i>%REC</i>	<i>1</i>	<i>26-May-2025 05:27</i>
MASSACHUSETTS EPH R2.1, DEC 2019		Method:MA EPH		Prep:SW3510 / 20-May-2025		Analyst: SAM	
Aliphatics >C10 - C12	U		0.0250	0.100	mg/L	1	22-May-2025 22:32
Aliphatics >C12 - C16	U		0.0250	0.100	mg/L	1	22-May-2025 22:32
Aliphatics >C16 - C35	U		0.0250	0.100	mg/L	1	22-May-2025 22:32
Aromatics >C10 - C12	U		0.0250	0.100	mg/L	1	22-May-2025 22:32
Aromatics >C12 - C16	U		0.0250	0.100	mg/L	1	22-May-2025 22:32
Aromatics >C16 - C21	U		0.0250	0.100	mg/L	1	22-May-2025 22:32
Aromatics >C21 - C35	U		0.0250	0.100	mg/L	1	22-May-2025 22:32
<i>Surr: 1-Chlorooctadecane</i>	<i>67.9</i>			<i>40-140</i>	<i>%REC</i>	<i>1</i>	<i>22-May-2025 22:32</i>
<i>Surr: 2-Bromonaphthalene</i>	<i>84.7</i>			<i>40-140</i>	<i>%REC</i>	<i>1</i>	<i>22-May-2025 22:32</i>
<i>Surr: 2-Fluorobiphenyl</i>	<i>82.4</i>			<i>40-140</i>	<i>%REC</i>	<i>1</i>	<i>22-May-2025 22:32</i>
<i>Surr: o-Terphenyl</i>	<i>62.3</i>			<i>40-140</i>	<i>%REC</i>	<i>1</i>	<i>22-May-2025 22:32</i>

Note: See Qualifiers Page for a list of qualifiers and their explanation.

Client: Environmental Resources Mgmt.
 Project: Sulphur Dome
 Sample ID: FB-051525
 Collection Date: 15-May-2025 09:30

ANALYTICAL REPORT
 WorkOrder:HS25050844
 Lab ID:HS25050844-15
 Matrix:Water

ANALYSES	RESULT	QUAL	MDL	REPORT LIMIT	UNITS	DILUTION FACTOR	DATE ANALYZED
ICP-MS METALS BY SW6020A		Method:SW6020A		Prep:SW3010A / 22-May-2025		Analyst: JC	
Arsenic	U		0.000400	0.00200	mg/L	1	26-May-2025 17:23
Barium	U		0.00190	0.00400	mg/L	1	26-May-2025 17:23
Calcium	U		0.0340	0.500	mg/L	1	26-May-2025 17:23
Chromium	0.000814	J	0.000400	0.00400	mg/L	1	26-May-2025 17:23
Iron	U		0.0120	0.200	mg/L	1	26-May-2025 17:23
Lead	U		0.000600	0.00200	mg/L	1	26-May-2025 17:23
Magnesium	0.0182	J	0.0100	0.200	mg/L	1	26-May-2025 17:23
Manganese	U		0.000700	0.00500	mg/L	1	26-May-2025 17:23
Nickel	U		0.000600	0.00200	mg/L	1	26-May-2025 17:23
Potassium	0.0189	J	0.0180	0.200	mg/L	1	26-May-2025 17:23
Sodium	0.0513	J	0.0140	0.200	mg/L	1	27-May-2025 11:18
Strontium	U		0.000200	0.00500	mg/L	1	26-May-2025 17:23
Vanadium	U		0.000600	0.00500	mg/L	1	26-May-2025 17:23
Zinc	U		0.00200	0.00400	mg/L	1	26-May-2025 17:23
MERCURY BY SW7470A		Method:SW7470A		Prep:SW7470A / 22-May-2025		Analyst: JS	
Mercury	U		0.0000300	0.000200	mg/L	1	22-May-2025 16:37
TOTAL DISSOLVED SOLIDS BY SM2540C		Method:M2540C				Analyst: HB	
Total Dissolved Solids (Residue, Filterable)	U		3.00	10.0	mg/L	1	21-May-2025 13:00
ALKALINITY BY SM2320B		Method:SM2320B				Analyst: DH	
Alkalinity, Bicarbonate (As CaCO3)	U		3.00	10.0	mg/L	1	22-May-2025 08:57
Alkalinity, Carbonate (As CaCO3)	U		3.00	10.0	mg/L	1	22-May-2025 08:57
PH BY SM4500H+ B		Method:SM4500H+ B				Analyst: CD	
pH	5.87	H	0.100	1.00	pH Units	1	20-May-2025 11:01
Temp Deg C @pH	20.3	H	0	0	°C	1	20-May-2025 11:01
ANIONS BY SW9056A		Method:SW9056				Analyst: TH	
Bromide	U		0.0300	0.100	mg/L	1	25-May-2025 00:41
Chloride	0.233	J	0.200	0.500	mg/L	1	25-May-2025 00:41
Sulfate	U		0.200	0.500	mg/L	1	25-May-2025 00:41

Note: See Qualifiers Page for a list of qualifiers and their explanation.

Client: Environmental Resources Mgmt.
 Project: Sulphur Dome
 Sample ID: 019-580
 Collection Date: 15-May-2025 11:10

ANALYTICAL REPORT
 WorkOrder:HS25050844
 Lab ID:HS25050844-16
 Matrix:Water

ANALYSES	RESULT	QUAL	MDL	REPORT LIMIT	UNITS	DILUTION FACTOR	DATE ANALYZED
LOW LEVEL VOLATILES BY SW8260C		Method:SW8260		Analyst: AKP			
Benzene	U		0.00028	0.0020	mg/L	1	21-May-2025 04:36
Ethylbenzene	U		0.00033	0.0020	mg/L	1	21-May-2025 04:36
m,p-Xylene	U		0.00061	0.0040	mg/L	1	21-May-2025 04:36
o-Xylene	U		0.00031	0.0020	mg/L	1	21-May-2025 04:36
Toluene	U		0.00033	0.0020	mg/L	1	21-May-2025 04:36
Xylenes, Total	U		0.00092	0.0030	mg/L	1	21-May-2025 04:36
<i>Surr: 1,2-Dichloroethane-d4</i>	<i>89.0</i>			<i>70-126</i>	<i>%REC</i>	<i>1</i>	<i>21-May-2025 04:36</i>
<i>Surr: 4-Bromofluorobenzene</i>	<i>99.7</i>			<i>77-113</i>	<i>%REC</i>	<i>1</i>	<i>21-May-2025 04:36</i>
<i>Surr: Dibromofluoromethane</i>	<i>92.2</i>			<i>77-123</i>	<i>%REC</i>	<i>1</i>	<i>21-May-2025 04:36</i>
<i>Surr: Toluene-d8</i>	<i>92.7</i>			<i>82-127</i>	<i>%REC</i>	<i>1</i>	<i>21-May-2025 04:36</i>
MASSACHUSETTS VPH, FEB 2018, REV 2.1		Method:MA VPH		Analyst: LC			
Aliphatics >C6 - C8	U		0.00180	0.00500	mg/L	1	26-May-2025 06:06
Aliphatics >C8 - C10	U		0.000400	0.00500	mg/L	1	26-May-2025 06:06
Aromatics >C8 - C10	U		0.000600	0.0200	mg/L	1	26-May-2025 06:06
<i>Surr: 2,5-Dibromotoluene (Aliphatic)</i>	<i>82.2</i>			<i>70-130</i>	<i>%REC</i>	<i>1</i>	<i>26-May-2025 06:06</i>
<i>Surr: 2,5-Dibromotoluene (Aromatic)</i>	<i>85.0</i>			<i>70-130</i>	<i>%REC</i>	<i>1</i>	<i>26-May-2025 06:06</i>
MASSACHUSETTS EPH R2.1, DEC 2019		Method:MA EPH		Prep:SW3510 / 20-May-2025		Analyst: SAM	
Aliphatics >C10 - C12	U		0.0250	0.100	mg/L	1	22-May-2025 23:01
Aliphatics >C12 - C16	U		0.0250	0.100	mg/L	1	22-May-2025 23:01
Aliphatics >C16 - C35	U		0.0250	0.100	mg/L	1	22-May-2025 23:01
Aromatics >C10 - C12	U		0.0250	0.100	mg/L	1	22-May-2025 23:01
Aromatics >C12 - C16	U		0.0250	0.100	mg/L	1	22-May-2025 23:01
Aromatics >C16 - C21	U		0.0250	0.100	mg/L	1	22-May-2025 23:01
Aromatics >C21 - C35	U		0.0250	0.100	mg/L	1	22-May-2025 23:01
<i>Surr: 1-Chlorooctadecane</i>	<i>59.3</i>			<i>40-140</i>	<i>%REC</i>	<i>1</i>	<i>22-May-2025 23:01</i>
<i>Surr: 2-Bromonaphthalene</i>	<i>82.6</i>			<i>40-140</i>	<i>%REC</i>	<i>1</i>	<i>22-May-2025 23:01</i>
<i>Surr: 2-Fluorobiphenyl</i>	<i>81.0</i>			<i>40-140</i>	<i>%REC</i>	<i>1</i>	<i>22-May-2025 23:01</i>
<i>Surr: o-Terphenyl</i>	<i>62.0</i>			<i>40-140</i>	<i>%REC</i>	<i>1</i>	<i>22-May-2025 23:01</i>

Note: See Qualifiers Page for a list of qualifiers and their explanation.

Client: Environmental Resources Mgmt.
 Project: Sulphur Dome
 Sample ID: 019-580
 Collection Date: 15-May-2025 11:10

ANALYTICAL REPORT
 WorkOrder:HS25050844
 Lab ID:HS25050844-16
 Matrix:Water

ANALYSES	RESULT	QUAL	MDL	REPORT LIMIT	UNITS	DILUTION FACTOR	DATE ANALYZED
ICP-MS METALS BY SW6020A		Method:SW6020A		Prep:SW3010A / 22-May-2025		Analyst: JC	
Arsenic	0.000710	J	0.000400	0.00200	mg/L	1	26-May-2025 17:25
Barium	0.322		0.00190	0.00400	mg/L	1	26-May-2025 17:25
Calcium	26.4		0.0340	0.500	mg/L	1	26-May-2025 17:25
Chromium	0.000778	J	0.000400	0.00400	mg/L	1	26-May-2025 17:25
Iron	10.7		0.0120	0.200	mg/L	1	26-May-2025 17:25
Lead	0.0617		0.000600	0.00200	mg/L	1	26-May-2025 17:25
Magnesium	7.70		0.0100	0.200	mg/L	1	26-May-2025 17:25
Manganese	0.419		0.000700	0.00500	mg/L	1	26-May-2025 17:25
Nickel	0.00408		0.000600	0.00200	mg/L	1	26-May-2025 17:25
Potassium	2.68		0.0180	0.200	mg/L	1	26-May-2025 17:25
Sodium	30.2		0.0140	0.200	mg/L	1	26-May-2025 17:25
Strontium	0.251		0.000200	0.00500	mg/L	1	26-May-2025 17:25
Vanadium	U		0.000600	0.00500	mg/L	1	26-May-2025 17:25
Zinc	0.0331		0.00200	0.00400	mg/L	1	26-May-2025 17:25
MERCURY BY SW7470A		Method:SW7470A		Prep:SW7470A / 22-May-2025		Analyst: JS	
Mercury	U		0.0000300	0.000200	mg/L	1	22-May-2025 16:52
TOTAL DISSOLVED SOLIDS BY SM2540C		Method:M2540C				Analyst: HB	
Total Dissolved Solids (Residue, Filterable)	240		3.00	10.0	mg/L	1	21-May-2025 13:00
ALKALINITY BY SM2320B		Method:SM2320B				Analyst: DH	
Alkalinity, Bicarbonate (As CaCO3)	120		3.00	10.0	mg/L	1	22-May-2025 09:15
Alkalinity, Carbonate (As CaCO3)	U		3.00	10.0	mg/L	1	22-May-2025 09:15
PH BY SM4500H+ B		Method:SM4500H+ B				Analyst: CD	
pH	7.12	H	0.100	1.00	pH Units	1	20-May-2025 11:01
Temp Deg C @pH	20.0	H	0	0	°C	1	20-May-2025 11:01
ANIONS BY SW9056A		Method:SW9056				Analyst: TH	
Bromide	0.103		0.0300	0.100	mg/L	1	25-May-2025 00:47
Chloride	42.5		0.200	0.500	mg/L	1	25-May-2025 00:47
Sulfate	2.68		0.200	0.500	mg/L	1	25-May-2025 00:47

Note: See Qualifiers Page for a list of qualifiers and their explanation.

Client: Environmental Resources Mgmt.
 Project: Sulphur Dome
 Sample ID: 019-995
 Collection Date: 15-May-2025 11:30

ANALYTICAL REPORT
 WorkOrder:HS25050844
 Lab ID:HS25050844-17
 Matrix:Water

ANALYSES	RESULT	QUAL	MDL	REPORT LIMIT	UNITS	DILUTION FACTOR	DATE ANALYZED
LOW LEVEL VOLATILES BY SW8260C		Method:SW8260		Analyst: AKP			
Benzene	U		0.00028	0.0020	mg/L	1	21-May-2025 04:57
Ethylbenzene	U		0.00033	0.0020	mg/L	1	21-May-2025 04:57
m,p-Xylene	U		0.00061	0.0040	mg/L	1	21-May-2025 04:57
o-Xylene	U		0.00031	0.0020	mg/L	1	21-May-2025 04:57
Toluene	U		0.00033	0.0020	mg/L	1	21-May-2025 04:57
Xylenes, Total	U		0.00092	0.0030	mg/L	1	21-May-2025 04:57
<i>Surr: 1,2-Dichloroethane-d4</i>	99.1			70-126	%REC	1	21-May-2025 04:57
<i>Surr: 4-Bromofluorobenzene</i>	101			77-113	%REC	1	21-May-2025 04:57
<i>Surr: Dibromofluoromethane</i>	97.0			77-123	%REC	1	21-May-2025 04:57
<i>Surr: Toluene-d8</i>	100.0			82-127	%REC	1	21-May-2025 04:57
MASSACHUSETTS VPH, FEB 2018, REV 2.1		Method:MA VPH		Analyst: LC			
Aliphatics >C6 - C8	U		0.00180	0.00500	mg/L	1	26-May-2025 06:45
Aliphatics >C8 - C10	U		0.000400	0.00500	mg/L	1	26-May-2025 06:45
Aromatics >C8 - C10	U		0.000600	0.0200	mg/L	1	26-May-2025 06:45
<i>Surr: 2,5-Dibromotoluene (Aliphatic)</i>	75.1			70-130	%REC	1	26-May-2025 06:45
<i>Surr: 2,5-Dibromotoluene (Aromatic)</i>	83.8			70-130	%REC	1	26-May-2025 06:45
MASSACHUSETTS EPH R2.1, DEC 2019		Method:MA EPH		Prep:SW3510 / 20-May-2025		Analyst: SAM	
Aliphatics >C10 - C12	U		0.0250	0.100	mg/L	1	22-May-2025 23:30
Aliphatics >C12 - C16	U		0.0250	0.100	mg/L	1	22-May-2025 23:30
Aliphatics >C16 - C35	U		0.0250	0.100	mg/L	1	22-May-2025 23:30
Aromatics >C10 - C12	U		0.0250	0.100	mg/L	1	22-May-2025 23:30
Aromatics >C12 - C16	U		0.0250	0.100	mg/L	1	22-May-2025 23:30
Aromatics >C16 - C21	U		0.0250	0.100	mg/L	1	22-May-2025 23:30
Aromatics >C21 - C35	U		0.0250	0.100	mg/L	1	22-May-2025 23:30
<i>Surr: 1-Chlorooctadecane</i>	66.9			40-140	%REC	1	22-May-2025 23:30
<i>Surr: 2-Bromonaphthalene</i>	89.6			40-140	%REC	1	22-May-2025 23:30
<i>Surr: 2-Fluorobiphenyl</i>	87.8			40-140	%REC	1	22-May-2025 23:30
<i>Surr: o-Terphenyl</i>	70.3			40-140	%REC	1	22-May-2025 23:30

Note: See Qualifiers Page for a list of qualifiers and their explanation.

Client: Environmental Resources Mgmt.
 Project: Sulphur Dome
 Sample ID: 019-995
 Collection Date: 15-May-2025 11:30

ANALYTICAL REPORT
 WorkOrder:HS25050844
 Lab ID:HS25050844-17
 Matrix:Water

ANALYSES	RESULT	QUAL	MDL	REPORT LIMIT	UNITS	DILUTION FACTOR	DATE ANALYZED
ICP-MS METALS BY SW6020A		Method:SW6020A		Prep:SW3010A / 22-May-2025		Analyst: JC	
Arsenic	0.000716	J	0.000400	0.00200	mg/L	1	26-May-2025 17:27
Barium	0.220		0.00190	0.00400	mg/L	1	26-May-2025 17:27
Calcium	25.6		0.0340	0.500	mg/L	1	26-May-2025 17:27
Chromium	U		0.000400	0.00400	mg/L	1	26-May-2025 17:27
Iron	2.71		0.0120	0.200	mg/L	1	26-May-2025 17:27
Lead	U		0.000600	0.00200	mg/L	1	26-May-2025 17:27
Magnesium	7.59		0.0100	0.200	mg/L	1	26-May-2025 17:27
Manganese	0.364		0.000700	0.00500	mg/L	1	26-May-2025 17:27
Nickel	U		0.000600	0.00200	mg/L	1	26-May-2025 17:27
Potassium	2.63		0.0180	0.200	mg/L	1	26-May-2025 17:27
Sodium	28.8		0.0140	0.200	mg/L	1	26-May-2025 17:27
Strontium	0.237		0.000200	0.00500	mg/L	1	26-May-2025 17:27
Vanadium	U		0.000600	0.00500	mg/L	1	26-May-2025 17:27
Zinc	U		0.00200	0.00400	mg/L	1	26-May-2025 17:27
MERCURY BY SW7470A		Method:SW7470A		Prep:SW7470A / 22-May-2025		Analyst: JS	
Mercury	U		0.0000300	0.000200	mg/L	1	22-May-2025 16:45
TOTAL DISSOLVED SOLIDS BY SM2540C		Method:M2540C				Analyst: HB	
Total Dissolved Solids (Residue, Filterable)	228		3.00	10.0	mg/L	1	21-May-2025 13:00
ALKALINITY BY SM2320B		Method:SM2320B				Analyst: DH	
Alkalinity, Bicarbonate (As CaCO3)	120		3.00	10.0	mg/L	1	22-May-2025 09:21
Alkalinity, Carbonate (As CaCO3)	U		3.00	10.0	mg/L	1	22-May-2025 09:21
PH BY SM4500H+ B		Method:SM4500H+ B				Analyst: CD	
pH	7.05	H	0.100	1.00	pH Units	1	20-May-2025 11:01
Temp Deg C @pH	20.1	H	0	0	°C	1	20-May-2025 11:01
ANIONS BY SW9056A		Method:SW9056				Analyst: TH	
Bromide	0.0994	J	0.0300	0.100	mg/L	1	25-May-2025 01:11
Chloride	38.6		0.200	0.500	mg/L	1	25-May-2025 01:11
Sulfate	3.18		0.200	0.500	mg/L	1	25-May-2025 01:11

Note: See Qualifiers Page for a list of qualifiers and their explanation.

Client: Environmental Resources Mgmt.
 Project: Sulphur Dome
 Sample ID: MW-2-500
 Collection Date: 15-May-2025 14:20

ANALYTICAL REPORT
 WorkOrder:HS25050844
 Lab ID:HS25050844-18
 Matrix:Water

ANALYSES	RESULT	QUAL	MDL	REPORT LIMIT	UNITS	DILUTION FACTOR	DATE ANALYZED
LOW LEVEL VOLATILES BY SW8260C		Method:SW8260		Analyst: AKP			
Benzene	U		0.00028	0.0020	mg/L	1	22-May-2025 15:04
Ethylbenzene	U		0.00033	0.0020	mg/L	1	22-May-2025 15:04
m,p-Xylene	U		0.00061	0.0040	mg/L	1	22-May-2025 15:04
o-Xylene	U		0.00031	0.0020	mg/L	1	22-May-2025 15:04
Toluene	U		0.00033	0.0020	mg/L	1	22-May-2025 15:04
Xylenes, Total	U		0.00092	0.0030	mg/L	1	22-May-2025 15:04
<i>Surr: 1,2-Dichloroethane-d4</i>	96.6			70-126	%REC	1	22-May-2025 15:04
<i>Surr: 4-Bromofluorobenzene</i>	97.5			77-113	%REC	1	22-May-2025 15:04
<i>Surr: Dibromofluoromethane</i>	90.0			77-123	%REC	1	22-May-2025 15:04
<i>Surr: Toluene-d8</i>	101			82-127	%REC	1	22-May-2025 15:04
MASSACHUSETTS VPH, FEB 2018, REV 2.1		Method:MA VPH		Analyst: LC			
Aliphatics >C6 - C8	U		0.00180	0.00500	mg/L	1	26-May-2025 08:41
Aliphatics >C8 - C10	U		0.000400	0.00500	mg/L	1	26-May-2025 08:41
Aromatics >C8 - C10	U		0.000600	0.0200	mg/L	1	26-May-2025 08:41
<i>Surr: 2,5-Dibromotoluene (Aliphatic)</i>	74.5			70-130	%REC	1	26-May-2025 08:41
<i>Surr: 2,5-Dibromotoluene (Aromatic)</i>	92.1			70-130	%REC	1	26-May-2025 08:41
MASSACHUSETTS EPH R2.1, DEC 2019		Method:MA EPH		Prep:SW3510 / 20-May-2025		Analyst: SAM	
Aliphatics >C10 - C12	U		0.0250	0.100	mg/L	1	22-May-2025 23:59
Aliphatics >C12 - C16	U		0.0250	0.100	mg/L	1	22-May-2025 23:59
Aliphatics >C16 - C35	U		0.0250	0.100	mg/L	1	22-May-2025 23:59
Aromatics >C10 - C12	U		0.0250	0.100	mg/L	1	22-May-2025 23:59
Aromatics >C12 - C16	U		0.0250	0.100	mg/L	1	22-May-2025 23:59
Aromatics >C16 - C21	U		0.0250	0.100	mg/L	1	22-May-2025 23:59
Aromatics >C21 - C35	U		0.0250	0.100	mg/L	1	22-May-2025 23:59
<i>Surr: 1-Chlorooctadecane</i>	77.0			40-140	%REC	1	22-May-2025 23:59
<i>Surr: 2-Bromonaphthalene</i>	88.3			40-140	%REC	1	22-May-2025 23:59
<i>Surr: 2-Fluorobiphenyl</i>	85.6			40-140	%REC	1	22-May-2025 23:59
<i>Surr: o-Terphenyl</i>	79.8			40-140	%REC	1	22-May-2025 23:59

Note: See Qualifiers Page for a list of qualifiers and their explanation.

Client: Environmental Resources Mgmt.
 Project: Sulphur Dome
 Sample ID: MW-2-500
 Collection Date: 15-May-2025 14:20

ANALYTICAL REPORT
 WorkOrder:HS25050844
 Lab ID:HS25050844-18
 Matrix:Water

ANALYSES	RESULT	QUAL	MDL	REPORT LIMIT	UNITS	DILUTION FACTOR	DATE ANALYZED
ICP-MS METALS BY SW6020A		Method:SW6020A		Prep:SW3010A / 22-May-2025		Analyst: JC	
Arsenic	0.000878	J	0.000400	0.00200	mg/L	1	26-May-2025 17:29
Barium	0.0866		0.00190	0.00400	mg/L	1	26-May-2025 17:29
Calcium	5.53		0.0340	0.500	mg/L	1	26-May-2025 17:29
Chromium	U		0.000400	0.00400	mg/L	1	26-May-2025 17:29
Iron	0.941		0.0120	0.200	mg/L	1	26-May-2025 17:29
Lead	U		0.000600	0.00200	mg/L	1	26-May-2025 17:29
Magnesium	0.814		0.0100	0.200	mg/L	1	26-May-2025 17:29
Manganese	0.0231		0.000700	0.00500	mg/L	1	26-May-2025 17:29
Nickel	0.000670	J	0.000600	0.00200	mg/L	1	26-May-2025 17:29
Potassium	55.6		0.0180	0.200	mg/L	1	26-May-2025 17:29
Sodium	69.5		0.0140	0.200	mg/L	1	26-May-2025 17:29
Strontium	0.511		0.000200	0.00500	mg/L	1	26-May-2025 17:29
Vanadium	U		0.000600	0.00500	mg/L	1	26-May-2025 17:29
Zinc	0.00249	J	0.00200	0.00400	mg/L	1	26-May-2025 17:29
MERCURY BY SW7470A		Method:SW7470A		Prep:SW7470A / 22-May-2025		Analyst: JS	
Mercury	U		0.0000300	0.000200	mg/L	1	22-May-2025 16:49
HYDROGEN SULFIDE BY E376.1		Method:E376.1				Analyst: CD	
Hydrogen Sulfide	17.4		0.500	1.00	mg/L	1	20-May-2025 10:00
TOTAL DISSOLVED SOLIDS BY SM2540C		Method:M2540C				Analyst: HB	
Total Dissolved Solids (Residue, Filterable)	324		3.00	10.0	mg/L	1	21-May-2025 13:00
ALKALINITY BY SM2320B		Method:SM2320B				Analyst: DH	
Alkalinity, Bicarbonate (As CaCO3)	76.5		15.0	50.0	mg/L	5	22-May-2025 09:27
Alkalinity, Carbonate (As CaCO3)	159		15.0	50.0	mg/L	5	22-May-2025 09:27
SULFIDE BY SM4500 S2-F		Method:SM4500 S2-F				Analyst: CD	
Sulfide	16.4		0.920	5.00	mg/L	1	21-May-2025 13:52
PH BY SM4500H+ B		Method:SM4500H+ B				Analyst: CD	
pH	10.9	H	0.100	1.00	pH Units	1	20-May-2025 11:01
Temp Deg C @pH	20.1	H	0	0	°C	1	20-May-2025 11:01
ANIONS BY SW9056A		Method:SW9056				Analyst: TH	
Bromide	0.0819	J	0.0300	0.100	mg/L	1	25-May-2025 01:17
Chloride	40.1		0.200	0.500	mg/L	1	25-May-2025 01:17
Sulfate	2.57		0.200	0.500	mg/L	1	25-May-2025 01:17

Note: See Qualifiers Page for a list of qualifiers and their explanation.

Client: Environmental Resources Mgmt.
 Project: Sulphur Dome
 Sample ID: CG-032625-475
 Collection Date: 13-May-2025 00:00

ANALYTICAL REPORT
 WorkOrder:HS25050844
 Lab ID:HS25050844-19
 Matrix:Water

ANALYSES	RESULT	QUAL	MDL	REPORT LIMIT	UNITS	DILUTION FACTOR	DATE ANALYZED
LOW LEVEL VOLATILES BY SW8260C		Method:SW8260					Analyst: AKP
Benzene	U		0.00028	0.0020	mg/L	1	21-May-2025 02:51
Ethylbenzene	U		0.00033	0.0020	mg/L	1	21-May-2025 02:51
m,p-Xylene	U		0.00061	0.0040	mg/L	1	21-May-2025 02:51
o-Xylene	U		0.00031	0.0020	mg/L	1	21-May-2025 02:51
Toluene	U		0.00033	0.0020	mg/L	1	21-May-2025 02:51
Xylenes, Total	U		0.00092	0.0030	mg/L	1	21-May-2025 02:51
<i>Surr: 1,2-Dichloroethane-d4</i>		<i>90.1</i>		<i>70-126</i>	<i>%REC</i>	<i>1</i>	<i>21-May-2025 02:51</i>
<i>Surr: 4-Bromofluorobenzene</i>		<i>91.1</i>		<i>77-113</i>	<i>%REC</i>	<i>1</i>	<i>21-May-2025 02:51</i>
<i>Surr: Dibromofluoromethane</i>		<i>92.8</i>		<i>77-123</i>	<i>%REC</i>	<i>1</i>	<i>21-May-2025 02:51</i>
<i>Surr: Toluene-d8</i>		<i>95.2</i>		<i>82-127</i>	<i>%REC</i>	<i>1</i>	<i>21-May-2025 02:51</i>

Note: See Qualifiers Page for a list of qualifiers and their explanation.

Client: Environmental Resources Mgmt.
 Project: Sulphur Dome
 Sample ID: CG-032625-471
 Collection Date: 13-May-2025 00:00

ANALYTICAL REPORT
 WorkOrder:HS25050844
 Lab ID:HS25050844-20
 Matrix:Water

ANALYSES	RESULT	QUAL	MDL	REPORT LIMIT	UNITS	DILUTION FACTOR	DATE ANALYZED
LOW LEVEL VOLATILES BY SW8260C		Method:SW8260					Analyst: AKP
Benzene	U		0.00028	0.0020	mg/L	1	22-May-2025 15:25
Ethylbenzene	U		0.00033	0.0020	mg/L	1	22-May-2025 15:25
m,p-Xylene	U		0.00061	0.0040	mg/L	1	22-May-2025 15:25
o-Xylene	U		0.00031	0.0020	mg/L	1	22-May-2025 15:25
Toluene	U		0.00033	0.0020	mg/L	1	22-May-2025 15:25
Xylenes, Total	U		0.00092	0.0030	mg/L	1	22-May-2025 15:25
<i>Surr: 1,2-Dichloroethane-d4</i>		95.7		70-126	%REC	1	22-May-2025 15:25
<i>Surr: 4-Bromofluorobenzene</i>		98.4		77-113	%REC	1	22-May-2025 15:25
<i>Surr: Dibromofluoromethane</i>		96.9		77-123	%REC	1	22-May-2025 15:25
<i>Surr: Toluene-d8</i>		101		82-127	%REC	1	22-May-2025 15:25

Note: See Qualifiers Page for a list of qualifiers and their explanation.

Client: Environmental Resources Mgmt.
 Project: Sulphur Dome
 Sample ID: CG-032625-472
 Collection Date: 13-May-2025 00:00

ANALYTICAL REPORT
 WorkOrder:HS25050844
 Lab ID:HS25050844-21
 Matrix:Water

ANALYSES	RESULT	QUAL	MDL	REPORT LIMIT	UNITS	DILUTION FACTOR	DATE ANALYZED
LOW LEVEL VOLATILES BY SW8260C		Method:SW8260					Analyst: AKP
Benzene	U		0.00028	0.0020	mg/L	1	22-May-2025 15:46
Ethylbenzene	U		0.00033	0.0020	mg/L	1	22-May-2025 15:46
m,p-Xylene	U		0.00061	0.0040	mg/L	1	22-May-2025 15:46
o-Xylene	U		0.00031	0.0020	mg/L	1	22-May-2025 15:46
Toluene	U		0.00033	0.0020	mg/L	1	22-May-2025 15:46
Xylenes, Total	U		0.00092	0.0030	mg/L	1	22-May-2025 15:46
<i>Surr: 1,2-Dichloroethane-d4</i>		96.2		70-126	%REC	1	22-May-2025 15:46
<i>Surr: 4-Bromofluorobenzene</i>		98.7		77-113	%REC	1	22-May-2025 15:46
<i>Surr: Dibromofluoromethane</i>		95.4		77-123	%REC	1	22-May-2025 15:46
<i>Surr: Toluene-d8</i>		101		82-127	%REC	1	22-May-2025 15:46

Note: See Qualifiers Page for a list of qualifiers and their explanation.

Client: Environmental Resources Mgmt.
 Project: Sulphur Dome
 Sample ID: CG-032625-466
 Collection Date: 13-May-2025 00:00

ANALYTICAL REPORT
 WorkOrder:HS25050844
 Lab ID:HS25050844-22
 Matrix:Water

ANALYSES	RESULT	QUAL	MDL	REPORT LIMIT	UNITS	DILUTION FACTOR	DATE ANALYZED
LOW LEVEL VOLATILES BY SW8260C		Method:SW8260					Analyst: AKP
Benzene	U		0.00028	0.0020	mg/L	1	22-May-2025 16:07
Ethylbenzene	U		0.00033	0.0020	mg/L	1	22-May-2025 16:07
m,p-Xylene	U		0.00061	0.0040	mg/L	1	22-May-2025 16:07
o-Xylene	U		0.00031	0.0020	mg/L	1	22-May-2025 16:07
Toluene	U		0.00033	0.0020	mg/L	1	22-May-2025 16:07
Xylenes, Total	U		0.00092	0.0030	mg/L	1	22-May-2025 16:07
<i>Surr: 1,2-Dichloroethane-d4</i>		93.5		70-126	%REC	1	22-May-2025 16:07
<i>Surr: 4-Bromofluorobenzene</i>		97.2		77-113	%REC	1	22-May-2025 16:07
<i>Surr: Dibromofluoromethane</i>		93.8		77-123	%REC	1	22-May-2025 16:07
<i>Surr: Toluene-d8</i>		100		82-127	%REC	1	22-May-2025 16:07

Note: See Qualifiers Page for a list of qualifiers and their explanation.

Client: Environmental Resources Mgmt.
 Project: Sulphur Dome
 Sample ID: CG-032625-470
 Collection Date: 13-May-2025 00:00

ANALYTICAL REPORT
 WorkOrder:HS25050844
 Lab ID:HS25050844-23
 Matrix:Water

ANALYSES	RESULT	QUAL	MDL	REPORT LIMIT	UNITS	DILUTION FACTOR	DATE ANALYZED
LOW LEVEL VOLATILES BY SW8260C		Method:SW8260					Analyst: AKP
Benzene	U		0.00028	0.0020	mg/L	1	22-May-2025 16:28
Ethylbenzene	U		0.00033	0.0020	mg/L	1	22-May-2025 16:28
m,p-Xylene	U		0.00061	0.0040	mg/L	1	22-May-2025 16:28
o-Xylene	U		0.00031	0.0020	mg/L	1	22-May-2025 16:28
Toluene	U		0.00033	0.0020	mg/L	1	22-May-2025 16:28
Xylenes, Total	U		0.00092	0.0030	mg/L	1	22-May-2025 16:28
<i>Surr: 1,2-Dichloroethane-d4</i>		<i>97.4</i>		<i>70-126</i>	<i>%REC</i>	<i>1</i>	<i>22-May-2025 16:28</i>
<i>Surr: 4-Bromofluorobenzene</i>		<i>104</i>		<i>77-113</i>	<i>%REC</i>	<i>1</i>	<i>22-May-2025 16:28</i>
<i>Surr: Dibromofluoromethane</i>		<i>94.9</i>		<i>77-123</i>	<i>%REC</i>	<i>1</i>	<i>22-May-2025 16:28</i>
<i>Surr: Toluene-d8</i>		<i>101</i>		<i>82-127</i>	<i>%REC</i>	<i>1</i>	<i>22-May-2025 16:28</i>

Note: See Qualifiers Page for a list of qualifiers and their explanation.

Client: Environmental Resources Mgmt.
 Project: Sulphur Dome
 Sample ID: CG-032625-465
 Collection Date: 13-May-2025 00:00

ANALYTICAL REPORT
 WorkOrder:HS25050844
 Lab ID:HS25050844-24
 Matrix:Water

ANALYSES	RESULT	QUAL	MDL	REPORT LIMIT	UNITS	DILUTION FACTOR	DATE ANALYZED
LOW LEVEL VOLATILES BY SW8260C		Method:SW8260					Analyst: AKP
Benzene	U		0.00028	0.0020	mg/L	1	22-May-2025 16:49
Ethylbenzene	U		0.00033	0.0020	mg/L	1	22-May-2025 16:49
m,p-Xylene	U		0.00061	0.0040	mg/L	1	22-May-2025 16:49
o-Xylene	U		0.00031	0.0020	mg/L	1	22-May-2025 16:49
Toluene	U		0.00033	0.0020	mg/L	1	22-May-2025 16:49
Xylenes, Total	U		0.00092	0.0030	mg/L	1	22-May-2025 16:49
<i>Surr: 1,2-Dichloroethane-d4</i>		94.9		70-126	%REC	1	22-May-2025 16:49
<i>Surr: 4-Bromofluorobenzene</i>		97.6		77-113	%REC	1	22-May-2025 16:49
<i>Surr: Dibromofluoromethane</i>		95.6		77-123	%REC	1	22-May-2025 16:49
<i>Surr: Toluene-d8</i>		102		82-127	%REC	1	22-May-2025 16:49

Note: See Qualifiers Page for a list of qualifiers and their explanation.

Client: Environmental Resources Mgmt.
 Project: Sulphur Dome
 Sample ID: CG-032625-058
 Collection Date: 13-May-2025 00:00

ANALYTICAL REPORT
 WorkOrder:HS25050844
 Lab ID:HS25050844-25
 Matrix:Water

ANALYSES	RESULT	QUAL	MDL	REPORT LIMIT	UNITS	DILUTION FACTOR	DATE ANALYZED
LOW LEVEL VOLATILES BY SW8260C		Method:SW8260					Analyst: AKP
Benzene	U		0.00028	0.0020	mg/L	1	22-May-2025 17:10
Ethylbenzene	U		0.00033	0.0020	mg/L	1	22-May-2025 17:10
m,p-Xylene	U		0.00061	0.0040	mg/L	1	22-May-2025 17:10
o-Xylene	U		0.00031	0.0020	mg/L	1	22-May-2025 17:10
Toluene	U		0.00033	0.0020	mg/L	1	22-May-2025 17:10
Xylenes, Total	U		0.00092	0.0030	mg/L	1	22-May-2025 17:10
<i>Surr: 1,2-Dichloroethane-d4</i>	<i>93.2</i>			<i>70-126</i>	<i>%REC</i>	<i>1</i>	<i>22-May-2025 17:10</i>
<i>Surr: 4-Bromofluorobenzene</i>	<i>101</i>			<i>77-113</i>	<i>%REC</i>	<i>1</i>	<i>22-May-2025 17:10</i>
<i>Surr: Dibromofluoromethane</i>	<i>94.3</i>			<i>77-123</i>	<i>%REC</i>	<i>1</i>	<i>22-May-2025 17:10</i>
<i>Surr: Toluene-d8</i>	<i>101</i>			<i>82-127</i>	<i>%REC</i>	<i>1</i>	<i>22-May-2025 17:10</i>

Note: See Qualifiers Page for a list of qualifiers and their explanation.

Weight / Prep Log

Client: Environmental Resources Mgmt.

Project: Sulphur Dome

WorkOrder: HS25050844

Batch ID: 228084	Start Date: 20 May 2025 10:58	End Date: 20 May 2025 10:58
Method: MA EPH EXTRACTION-FRACTIONATION	Prep Code: MA EPH_WPR	

Sample ID	Container	Sample Wt/Vol	Final Volume	Prep Factor	
HS25050844-01	1	1000 (mL)	2 (mL)	0.002	1-litre amber glass, HCL to pH <2
HS25050844-02	1	1000 (mL)	2 (mL)	0.002	1-litre amber glass, HCL to pH <2
HS25050844-03	1	1000 (mL)	2 (mL)	0.002	1-litre amber glass, HCL to pH <2
HS25050844-04	1	1000 (mL)	2 (mL)	0.002	1-litre amber glass, HCL to pH <2
HS25050844-05	1	1000 (mL)	2 (mL)	0.002	1-litre amber glass, HCL to pH <2
HS25050844-06	1	1000 (mL)	2 (mL)	0.002	1-litre amber glass, HCL to pH <2
HS25050844-07	1	1000 (mL)	2 (mL)	0.002	1-litre amber glass, HCL to pH <2
HS25050844-08	1	1000 (mL)	2 (mL)	0.002	1-litre amber glass, HCL to pH <2
HS25050844-09	1	1000 (mL)	2 (mL)	0.002	1-litre amber glass, HCL to pH <2
HS25050844-10	1	1000 (mL)	2 (mL)	0.002	1-litre amber glass, HCL to pH <2
HS25050844-11	1	1000 (mL)	2 (mL)	0.002	1-litre amber glass, HCL to pH <2
HS25050844-12	1	1000 (mL)	2 (mL)	0.002	1-litre amber glass, HCL to pH <2
HS25050844-13	1	1000 (mL)	2 (mL)	0.002	1-litre amber glass, HCL to pH <2
HS25050844-14	1	1000 (mL)	2 (mL)	0.002	1-litre amber glass, HCL to pH <2
HS25050844-15	1	1000 (mL)	2 (mL)	0.002	1-litre amber glass, HCL to pH <2
HS25050844-16	1	1000 (mL)	2 (mL)	0.002	1-litre amber glass, HCL to pH <2
HS25050844-17	1	1000 (mL)	2 (mL)	0.002	1-litre amber glass, HCL to pH <2
HS25050844-18	1	1000 (mL)	2 (mL)	0.002	1-litre amber glass, HCL to pH <2

Batch ID: 228222	Start Date: 22 May 2025 10:30	End Date: 22 May 2025 10:30
Method: WATER - SW3010A	Prep Code: 3010A	

Sample ID	Container	Sample Wt/Vol	Final Volume	Prep Factor	
HS25050844-01		10 (mL)	10 (mL)	1	120 plastic HNO3
HS25050844-02		10 (mL)	10 (mL)	1	120 plastic HNO3
HS25050844-03		10 (mL)	10 (mL)	1	120 plastic HNO3
HS25050844-04		10 (mL)	10 (mL)	1	120 plastic HNO3
HS25050844-05		10 (mL)	10 (mL)	1	120 plastic HNO3
HS25050844-06		10 (mL)	10 (mL)	1	120 plastic HNO3
HS25050844-07		10 (mL)	10 (mL)	1	120 plastic HNO3
HS25050844-08		10 (mL)	10 (mL)	1	120 plastic HNO3
HS25050844-09		10 (mL)	10 (mL)	1	120 plastic HNO3
HS25050844-10		10 (mL)	10 (mL)	1	120 plastic HNO3
HS25050844-11		10 (mL)	10 (mL)	1	120 plastic HNO3
HS25050844-12		10 (mL)	10 (mL)	1	120 plastic HNO3
HS25050844-13		10 (mL)	10 (mL)	1	120 plastic HNO3
HS25050844-14		10 (mL)	10 (mL)	1	120 plastic HNO3

Batch ID: 228223	Start Date: 22 May 2025 11:00	End Date: 22 May 2025 11:00
Method: WATER - SW3010A	Prep Code: 3010A	

Sample ID	Container	Sample Wt/Vol	Final Volume	Prep Factor	
HS25050844-15		10 (mL)	10 (mL)	1	120 plastic HNO3
HS25050844-16		10 (mL)	10 (mL)	1	120 plastic HNO3
HS25050844-17		10 (mL)	10 (mL)	1	120 plastic HNO3
HS25050844-18		10 (mL)	10 (mL)	1	120 plastic HNO3

Weight / Prep Log

Client: Environmental Resources Mgmt.
Project: Sulphur Dome
WorkOrder: HS25050844

Batch ID: 228280 **Start Date:** 22 May 2025 10:00 **End Date:** 22 May 2025 10:00
Method: MERCURY PREP BY 7470A- WATER **Prep Code:** HG_WPR

Sample ID	Container	Sample Wt/Vol	Final Volume	Prep Factor	
HS25050844-01		10 (mL)	10 (mL)	1	120 plastic HNO3
HS25050844-02		10 (mL)	10 (mL)	1	120 plastic HNO3
HS25050844-03		10 (mL)	10 (mL)	1	120 plastic HNO3
HS25050844-04		10 (mL)	10 (mL)	1	120 plastic HNO3
HS25050844-05		10 (mL)	10 (mL)	1	120 plastic HNO3
HS25050844-06		10 (mL)	10 (mL)	1	120 plastic HNO3
HS25050844-07		10 (mL)	10 (mL)	1	120 plastic HNO3
HS25050844-08		10 (mL)	10 (mL)	1	120 plastic HNO3
HS25050844-09		10 (mL)	10 (mL)	1	120 plastic HNO3
HS25050844-10		10 (mL)	10 (mL)	1	120 plastic HNO3

Batch ID: 228281 **Start Date:** 22 May 2025 10:30 **End Date:** 22 May 2025 10:30
Method: MERCURY PREP BY 7470A- WATER **Prep Code:** HG_WPR

Sample ID	Container	Sample Wt/Vol	Final Volume	Prep Factor	
HS25050844-11		10 (mL)	10 (mL)	1	120 plastic HNO3
HS25050844-12		10 (mL)	10 (mL)	1	120 plastic HNO3
HS25050844-13		10 (mL)	10 (mL)	1	120 plastic HNO3
HS25050844-14		10 (mL)	10 (mL)	1	120 plastic HNO3
HS25050844-15		10 (mL)	10 (mL)	1	120 plastic HNO3
HS25050844-16		10 (mL)	10 (mL)	1	120 plastic HNO3
HS25050844-17		10 (mL)	10 (mL)	1	120 plastic HNO3
HS25050844-18		10 (mL)	10 (mL)	1	120 plastic HNO3

Client: Environmental Resources Mgmt.
Project: Sulphur Dome
WorkOrder: HS25050844

DATES REPORT

Sample ID	Client Samp ID	Collection Date	Leachate Date	Prep Date	Analysis Date	DF
Batch ID: 228084 (0)		Test Name : MASSACHUSETTS EPH R2.1, DEC 2019			Matrix: Water	
HS25050844-01	MW-1-700	13 May 2025 09:40		20 May 2025 10:58	22 May 2025 14:23	1
HS25050844-01	MW-1-700	13 May 2025 09:40		20 May 2025 10:58	22 May 2025 14:23	1
HS25050844-02	MW-1-500	13 May 2025 11:40		20 May 2025 10:58	22 May 2025 14:52	1
HS25050844-02	MW-1-500	13 May 2025 11:40		20 May 2025 10:58	22 May 2025 14:52	1
HS25050844-03	MW-1-200	13 May 2025 12:40		20 May 2025 10:58	22 May 2025 15:21	1
HS25050844-03	MW-1-200	13 May 2025 12:40		20 May 2025 10:58	22 May 2025 15:21	1
HS25050844-04	019-1055	13 May 2025 13:50		20 May 2025 10:58	22 May 2025 16:47	1
HS25050844-04	019-1055	13 May 2025 13:50		20 May 2025 10:58	22 May 2025 16:47	1
HS25050844-05	Cottages	13 May 2025 14:00		20 May 2025 10:58	22 May 2025 17:16	1
HS25050844-05	Cottages	13 May 2025 14:00		20 May 2025 10:58	22 May 2025 17:16	1
HS25050844-06	FB-051325	13 May 2025 12:50		20 May 2025 10:58	22 May 2025 17:45	1
HS25050844-06	FB-051325	13 May 2025 12:50		20 May 2025 10:58	22 May 2025 17:45	1
HS25050844-07	MW-3-500	14 May 2025 09:10		20 May 2025 10:58	22 May 2025 12:57	1
HS25050844-07	MW-3-500	14 May 2025 09:10		20 May 2025 10:58	22 May 2025 12:57	1
HS25050844-08	GW-DUP-01	14 May 2025 00:00		20 May 2025 10:58	22 May 2025 18:14	1
HS25050844-08	GW-DUP-01	14 May 2025 00:00		20 May 2025 10:58	22 May 2025 18:14	1
HS25050844-09	GW-Rinsate	14 May 2025 10:35		20 May 2025 10:58	22 May 2025 18:42	1
HS25050844-09	GW-Rinsate	14 May 2025 10:35		20 May 2025 10:58	22 May 2025 18:42	1
HS25050844-10	MW-3-200	14 May 2025 12:05		20 May 2025 10:58	24 May 2025 15:42	1
HS25050844-10	MW-3-200	14 May 2025 12:05		20 May 2025 10:58	24 May 2025 15:42	1
HS25050844-11	MW-3-700	14 May 2025 14:00		20 May 2025 10:58	22 May 2025 19:40	1
HS25050844-11	MW-3-700	14 May 2025 14:00		20 May 2025 10:58	22 May 2025 19:40	1
HS25050844-12	FB-051425	14 May 2025 14:15		20 May 2025 10:58	22 May 2025 20:09	1
HS25050844-12	FB-051425	14 May 2025 14:15		20 May 2025 10:58	22 May 2025 20:09	1
HS25050844-13	MW-2-700	15 May 2025 08:20		20 May 2025 10:58	22 May 2025 20:37	1
HS25050844-13	MW-2-700	15 May 2025 08:20		20 May 2025 10:58	22 May 2025 20:37	1
HS25050844-14	MW-2-200	15 May 2025 10:15		20 May 2025 10:58	22 May 2025 22:04	1
HS25050844-14	MW-2-200	15 May 2025 10:15		20 May 2025 10:58	22 May 2025 22:04	1
HS25050844-15	FB-051525	15 May 2025 09:30		20 May 2025 10:58	22 May 2025 22:32	1
HS25050844-15	FB-051525	15 May 2025 09:30		20 May 2025 10:58	22 May 2025 22:32	1
HS25050844-16	019-580	15 May 2025 11:10		20 May 2025 10:58	22 May 2025 23:01	1
HS25050844-16	019-580	15 May 2025 11:10		20 May 2025 10:58	22 May 2025 23:01	1
HS25050844-17	019-995	15 May 2025 11:30		20 May 2025 10:58	22 May 2025 23:30	1
HS25050844-17	019-995	15 May 2025 11:30		20 May 2025 10:58	22 May 2025 23:30	1
HS25050844-18	MW-2-500	15 May 2025 14:20		20 May 2025 10:58	22 May 2025 23:59	1
HS25050844-18	MW-2-500	15 May 2025 14:20		20 May 2025 10:58	22 May 2025 23:59	1

Client: Environmental Resources Mgmt.
Project: Sulphur Dome
WorkOrder: HS25050844

DATES REPORT

Sample ID	Client Samp ID	Collection Date	Leachate Date	Prep Date	Analysis Date	DF
Batch ID: 228222 (0)		Test Name : ICP-MS METALS BY SW6020A			Matrix: Water	
HS25050844-01	MW-1-700	13 May 2025 09:40		22 May 2025 10:30	26 May 2025 15:57	20
HS25050844-01	MW-1-700	13 May 2025 09:40		22 May 2025 10:30	26 May 2025 14:47	1
HS25050844-02	MW-1-500	13 May 2025 11:40		22 May 2025 10:30	26 May 2025 14:49	1
HS25050844-03	MW-1-200	13 May 2025 12:40		22 May 2025 10:30	26 May 2025 14:51	1
HS25050844-04	019-1055	13 May 2025 13:50		22 May 2025 10:30	26 May 2025 14:53	1
HS25050844-05	Cottages	13 May 2025 14:00		22 May 2025 10:30	26 May 2025 14:55	1
HS25050844-06	FB-051325	13 May 2025 12:50		22 May 2025 10:30	26 May 2025 14:57	1
HS25050844-07	MW-3-500	14 May 2025 09:10		22 May 2025 10:30	26 May 2025 15:52	50
HS25050844-07	MW-3-500	14 May 2025 09:10		22 May 2025 10:30	26 May 2025 14:31	1
HS25050844-08	GW-DUP-01	14 May 2025 00:00		22 May 2025 10:30	26 May 2025 15:59	50
HS25050844-08	GW-DUP-01	14 May 2025 00:00		22 May 2025 10:30	26 May 2025 14:59	1
HS25050844-09	GW-Rinsate	14 May 2025 10:35		22 May 2025 10:30	26 May 2025 15:01	1
HS25050844-10	MW-3-200	14 May 2025 12:05		22 May 2025 10:30	26 May 2025 15:03	1
HS25050844-11	MW-3-700	14 May 2025 14:00		22 May 2025 10:30	26 May 2025 16:01	50
HS25050844-11	MW-3-700	14 May 2025 14:00		22 May 2025 10:30	26 May 2025 15:12	1
HS25050844-12	FB-051425	14 May 2025 14:15		22 May 2025 10:30	26 May 2025 15:14	1
HS25050844-13	MW-2-700	15 May 2025 08:20		22 May 2025 10:30	26 May 2025 15:16	1
HS25050844-14	MW-2-200	15 May 2025 10:15		22 May 2025 10:30	26 May 2025 16:06	1
Batch ID: 228223 (0)		Test Name : ICP-MS METALS BY SW6020A			Matrix: Water	
HS25050844-15	FB-051525	15 May 2025 09:30		22 May 2025 11:00	27 May 2025 11:18	1
HS25050844-15	FB-051525	15 May 2025 09:30		22 May 2025 11:00	26 May 2025 17:23	1
HS25050844-16	019-580	15 May 2025 11:10		22 May 2025 11:00	26 May 2025 17:25	1
HS25050844-17	019-995	15 May 2025 11:30		22 May 2025 11:00	26 May 2025 17:27	1
HS25050844-18	MW-2-500	15 May 2025 14:20		22 May 2025 11:00	26 May 2025 17:29	1
Batch ID: 228280 (0)		Test Name : MERCURY BY SW7470A			Matrix: Water	
HS25050844-01	MW-1-700	13 May 2025 09:40		22 May 2025 10:00	22 May 2025 15:51	1
HS25050844-02	MW-1-500	13 May 2025 11:40		22 May 2025 10:00	22 May 2025 15:53	1
HS25050844-03	MW-1-200	13 May 2025 12:40		22 May 2025 10:00	22 May 2025 15:55	1
HS25050844-04	019-1055	13 May 2025 13:50		22 May 2025 10:00	22 May 2025 15:57	1
HS25050844-05	Cottages	13 May 2025 14:00		22 May 2025 10:00	22 May 2025 15:58	1
HS25050844-06	FB-051325	13 May 2025 12:50		22 May 2025 10:00	22 May 2025 16:00	1
HS25050844-07	MW-3-500	14 May 2025 09:10		22 May 2025 10:00	22 May 2025 16:02	1
HS25050844-08	GW-DUP-01	14 May 2025 00:00		22 May 2025 10:00	22 May 2025 16:13	1
HS25050844-09	GW-Rinsate	14 May 2025 10:35		22 May 2025 10:00	22 May 2025 16:15	1
HS25050844-10	MW-3-200	14 May 2025 12:05		22 May 2025 10:00	22 May 2025 16:16	1

Client: Environmental Resources Mgmt.
Project: Sulphur Dome
WorkOrder: HS25050844

DATES REPORT

Sample ID	Client Samp ID	Collection Date	Leachate Date	Prep Date	Analysis Date	DF
Batch ID: 228281 (0)		Test Name : MERCURY BY SW7470A			Matrix: Water	
HS25050844-11	MW-3-700	14 May 2025 14:00		22 May 2025 10:30	22 May 2025 16:27	1
HS25050844-12	FB-051425	14 May 2025 14:15		22 May 2025 10:30	22 May 2025 16:32	1
HS25050844-13	MW-2-700	15 May 2025 08:20		22 May 2025 10:30	22 May 2025 16:33	1
HS25050844-14	MW-2-200	15 May 2025 10:15		22 May 2025 10:30	22 May 2025 16:35	1
HS25050844-15	FB-051525	15 May 2025 09:30		22 May 2025 10:30	22 May 2025 16:37	1
HS25050844-16	019-580	15 May 2025 11:10		22 May 2025 10:30	22 May 2025 16:52	1
HS25050844-17	019-995	15 May 2025 11:30		22 May 2025 10:30	22 May 2025 16:45	1
HS25050844-18	MW-2-500	15 May 2025 14:20		22 May 2025 10:30	22 May 2025 16:49	1
Batch ID: R513419 (0)		Test Name : ALKALINITY BY SM2320B			Matrix: Water	
HS25050844-01	MW-1-700	13 May 2025 09:40			19 May 2025 10:06	1
HS25050844-02	MW-1-500	13 May 2025 11:40			19 May 2025 10:12	1
HS25050844-03	MW-1-200	13 May 2025 12:40			19 May 2025 10:18	1
HS25050844-04	019-1055	13 May 2025 13:50			19 May 2025 10:24	1
HS25050844-05	Cottages	13 May 2025 14:00			19 May 2025 10:29	1
HS25050844-06	FB-051325	13 May 2025 12:50			19 May 2025 10:33	1
HS25050844-07	MW-3-500	14 May 2025 09:10			19 May 2025 10:39	1
HS25050844-08	GW-DUP-01	14 May 2025 00:00			19 May 2025 11:02	1
HS25050844-09	GW-Rinsate	14 May 2025 10:35			19 May 2025 11:07	1
HS25050844-10	MW-3-200	14 May 2025 12:05			19 May 2025 11:13	5
HS25050844-11	MW-3-700	14 May 2025 14:00			19 May 2025 11:20	1
Batch ID: R513427 (0)		Test Name : PH BY SM4500H+ B			Matrix: Water	
HS25050844-01	MW-1-700	13 May 2025 09:40			19 May 2025 10:06	1
HS25050844-02	MW-1-500	13 May 2025 11:40			19 May 2025 10:12	1
HS25050844-03	MW-1-200	13 May 2025 12:40			19 May 2025 10:18	1
HS25050844-04	019-1055	13 May 2025 13:50			19 May 2025 10:24	1
HS25050844-05	Cottages	13 May 2025 14:00			19 May 2025 10:29	1
HS25050844-06	FB-051325	13 May 2025 12:50			19 May 2025 10:33	1
HS25050844-07	MW-3-500	14 May 2025 09:10			19 May 2025 10:39	1
HS25050844-08	GW-DUP-01	14 May 2025 00:00			19 May 2025 11:02	1
HS25050844-09	GW-Rinsate	14 May 2025 10:35			19 May 2025 11:07	1
HS25050844-10	MW-3-200	14 May 2025 12:05			19 May 2025 12:25	1
HS25050844-11	MW-3-700	14 May 2025 14:00			19 May 2025 11:20	1

Client: Environmental Resources Mgmt.
Project: Sulphur Dome
WorkOrder: HS25050844

DATES REPORT

Sample ID	Client Samp ID	Collection Date	Leachate Date	Prep Date	Analysis Date	DF
Batch ID: R513486 (0)		Test Name : PH BY SM4500H+ B			Matrix: Water	
HS25050844-12	FB-051425	14 May 2025 14:15			20 May 2025 11:01	1
HS25050844-13	MW-2-700	15 May 2025 08:20			20 May 2025 11:01	1
HS25050844-14	MW-2-200	15 May 2025 10:15			20 May 2025 11:01	1
HS25050844-15	FB-051525	15 May 2025 09:30			20 May 2025 11:01	1
HS25050844-16	019-580	15 May 2025 11:10			20 May 2025 11:01	1
HS25050844-17	019-995	15 May 2025 11:30			20 May 2025 11:01	1
HS25050844-18	MW-2-500	15 May 2025 14:20			20 May 2025 11:01	1
Batch ID: R513542 (0)		Test Name : TOTAL DISSOLVED SOLIDS BY SM2540C			Matrix: Water	
HS25050844-01	MW-1-700	13 May 2025 09:40			20 May 2025 10:00	1
HS25050844-02	MW-1-500	13 May 2025 11:40			20 May 2025 10:00	1
HS25050844-03	MW-1-200	13 May 2025 12:40			20 May 2025 10:00	1
HS25050844-04	019-1055	13 May 2025 13:50			20 May 2025 10:00	1
HS25050844-05	Cottages	13 May 2025 14:00			20 May 2025 10:00	1
HS25050844-06	FB-051325	13 May 2025 12:50			20 May 2025 10:00	1
Batch ID: R513575 (0)		Test Name : LOW LEVEL VOLATILES BY SW8260C			Matrix: Water	
HS25050844-14	MW-2-200	15 May 2025 10:15			21 May 2025 04:15	1
HS25050844-15	FB-051525	15 May 2025 09:30			21 May 2025 02:30	1
HS25050844-16	019-580	15 May 2025 11:10			21 May 2025 04:36	1
HS25050844-17	019-995	15 May 2025 11:30			21 May 2025 04:57	1
HS25050844-19	CG-032625-475	13 May 2025 00:00			21 May 2025 02:51	1
Batch ID: R513584 (0)		Test Name : LOW LEVEL VOLATILES BY SW8260C			Matrix: Water	
HS25050844-01	MW-1-700	13 May 2025 09:40			21 May 2025 02:52	1
HS25050844-02	MW-1-500	13 May 2025 11:40			21 May 2025 03:13	1
HS25050844-03	MW-1-200	13 May 2025 12:40			21 May 2025 03:34	1
HS25050844-04	019-1055	13 May 2025 13:50			21 May 2025 03:56	1
HS25050844-05	Cottages	13 May 2025 14:00			21 May 2025 04:17	1
HS25050844-06	FB-051325	13 May 2025 12:50			21 May 2025 02:09	1
HS25050844-07	MW-3-500	14 May 2025 09:10			21 May 2025 04:39	1
HS25050844-08	GW-DUP-01	14 May 2025 00:00			21 May 2025 05:00	1
HS25050844-09	GW-Rinsate	14 May 2025 10:35			21 May 2025 05:21	1
HS25050844-10	MW-3-200	14 May 2025 12:05			21 May 2025 05:43	1
HS25050844-11	MW-3-700	14 May 2025 14:00			21 May 2025 06:04	1
HS25050844-12	FB-051425	14 May 2025 14:15			21 May 2025 02:30	1
HS25050844-13	MW-2-700	15 May 2025 08:20			21 May 2025 06:26	1
Batch ID: R513633 (0)		Test Name : SULFIDE BY SM4500 S2-F			Matrix: Water	
HS25050844-13	MW-2-700	15 May 2025 08:20			21 May 2025 13:52	1
HS25050844-14	MW-2-200	15 May 2025 10:15			21 May 2025 13:52	1
HS25050844-18	MW-2-500	15 May 2025 14:20			21 May 2025 13:52	1

Client: Environmental Resources Mgmt.
Project: Sulphur Dome
WorkOrder: HS25050844

DATES REPORT

Sample ID	Client Samp ID	Collection Date	Leachate Date	Prep Date	Analysis Date	DF
Batch ID: R513648 (0)		Test Name : TOTAL DISSOLVED SOLIDS BY SM2540C			Matrix: Water	
HS25050844-07	MW-3-500	14 May 2025 09:10			21 May 2025 10:00	1
HS25050844-08	GW-DUP-01	14 May 2025 00:00			21 May 2025 10:00	1
HS25050844-09	GW-Rinsate	14 May 2025 10:35			21 May 2025 10:00	1
HS25050844-10	MW-3-200	14 May 2025 12:05			21 May 2025 10:00	1
HS25050844-11	MW-3-700	14 May 2025 14:00			21 May 2025 10:00	1
Batch ID: R513677 (0)		Test Name : TOTAL DISSOLVED SOLIDS BY SM2540C			Matrix: Water	
HS25050844-12	FB-051425	14 May 2025 14:15			21 May 2025 13:00	1
HS25050844-13	MW-2-700	15 May 2025 08:20			21 May 2025 13:00	1
HS25050844-14	MW-2-200	15 May 2025 10:15			21 May 2025 13:00	1
HS25050844-15	FB-051525	15 May 2025 09:30			21 May 2025 13:00	1
HS25050844-16	019-580	15 May 2025 11:10			21 May 2025 13:00	1
HS25050844-17	019-995	15 May 2025 11:30			21 May 2025 13:00	1
HS25050844-18	MW-2-500	15 May 2025 14:20			21 May 2025 13:00	1
Batch ID: R513693 (0)		Test Name : HYDROGEN SULFIDE BY E376.1			Matrix: Water	
HS25050844-13	MW-2-700	15 May 2025 08:20			20 May 2025 10:00	1
HS25050844-14	MW-2-200	15 May 2025 10:15			20 May 2025 10:00	1
HS25050844-18	MW-2-500	15 May 2025 14:20			20 May 2025 10:00	1
Batch ID: R513819 (0)		Test Name : ALKALINITY BY SM2320B			Matrix: Water	
HS25050844-12	FB-051425	14 May 2025 14:15			22 May 2025 08:37	1
HS25050844-13	MW-2-700	15 May 2025 08:20			22 May 2025 08:42	1
HS25050844-14	MW-2-200	15 May 2025 10:15			22 May 2025 08:53	1
HS25050844-15	FB-051525	15 May 2025 09:30			22 May 2025 08:57	1
HS25050844-16	019-580	15 May 2025 11:10			22 May 2025 09:15	1
HS25050844-17	019-995	15 May 2025 11:30			22 May 2025 09:21	1
HS25050844-18	MW-2-500	15 May 2025 14:20			22 May 2025 09:27	5
Batch ID: R513825 (0)		Test Name : LOW LEVEL VOLATILES BY SW8260C			Matrix: Water	
HS25050844-18	MW-2-500	15 May 2025 14:20			22 May 2025 15:04	1
HS25050844-20	CG-032625-471	13 May 2025 00:00			22 May 2025 15:25	1
HS25050844-21	CG-032625-472	13 May 2025 00:00			22 May 2025 15:46	1
HS25050844-22	CG-032625-466	13 May 2025 00:00			22 May 2025 16:07	1
HS25050844-23	CG-032625-470	13 May 2025 00:00			22 May 2025 16:28	1
HS25050844-24	CG-032625-465	13 May 2025 00:00			22 May 2025 16:49	1
HS25050844-25	CG-032625-058	13 May 2025 00:00			22 May 2025 17:10	1

Client: Environmental Resources Mgmt.
Project: Sulphur Dome
WorkOrder: HS25050844

DATES REPORT

Sample ID	Client Samp ID	Collection Date	Leachate Date	Prep Date	Analysis Date	DF
Batch ID: R513927 (0)		Test Name : ANIONS BY SW9056A			Matrix: Water	
HS25050844-01	MW-1-700	13 May 2025 09:40			24 May 2025 21:28	10
HS25050844-01	MW-1-700	13 May 2025 09:40			24 May 2025 21:22	1
HS25050844-02	MW-1-500	13 May 2025 11:40			24 May 2025 21:34	1
HS25050844-03	MW-1-200	13 May 2025 12:40			24 May 2025 21:46	1
HS25050844-04	019-1055	13 May 2025 13:50			24 May 2025 21:52	1
HS25050844-05	Cottages	13 May 2025 14:00			24 May 2025 22:38	1
HS25050844-06	FB-051325	13 May 2025 12:50			24 May 2025 22:50	1
HS25050844-07	MW-3-500	14 May 2025 09:10			24 May 2025 23:02	40
HS25050844-07	MW-3-500	14 May 2025 09:10			24 May 2025 22:56	2
HS25050844-08	GW-DUP-01	14 May 2025 00:00			24 May 2025 23:25	40
HS25050844-08	GW-DUP-01	14 May 2025 00:00			24 May 2025 23:19	2
HS25050844-09	GW-Rinsate	14 May 2025 10:35			24 May 2025 23:31	1
HS25050844-10	MW-3-200	14 May 2025 12:05			24 May 2025 23:55	1
HS25050844-11	MW-3-700	14 May 2025 14:00			25 May 2025 00:12	40
HS25050844-11	MW-3-700	14 May 2025 14:00			25 May 2025 00:06	2
HS25050844-12	FB-051425	14 May 2025 14:15			25 May 2025 00:18	1
HS25050844-13	MW-2-700	15 May 2025 08:20			25 May 2025 00:30	10
HS25050844-13	MW-2-700	15 May 2025 08:20			25 May 2025 00:24	1
HS25050844-14	MW-2-200	15 May 2025 10:15			25 May 2025 00:36	1
HS25050844-15	FB-051525	15 May 2025 09:30			25 May 2025 00:41	1
HS25050844-16	019-580	15 May 2025 11:10			25 May 2025 00:47	1
HS25050844-17	019-995	15 May 2025 11:30			25 May 2025 01:11	1
HS25050844-18	MW-2-500	15 May 2025 14:20			25 May 2025 01:17	1

Client: Environmental Resources Mgmt.
Project: Sulphur Dome
WorkOrder: HS25050844

DATES REPORT

Sample ID	Client Samp ID	Collection Date	Leachate Date	Prep Date	Analysis Date	DF
Batch ID: R514016 (0)		Test Name : MASSACHUSETTS VPH, FEB 2018, REV 2.1			Matrix: Water	
HS25050844-01	MW-1-700	13 May 2025 09:40			25 May 2025 19:08	1
HS25050844-02	MW-1-500	13 May 2025 11:40			25 May 2025 19:47	1
HS25050844-03	MW-1-200	13 May 2025 12:40			25 May 2025 20:25	1
HS25050844-04	019-1055	13 May 2025 13:50			25 May 2025 21:04	1
HS25050844-05	Cottages	13 May 2025 14:00			25 May 2025 21:43	1
HS25050844-06	FB-051325	13 May 2025 12:50			25 May 2025 22:22	1
HS25050844-09	GW-Rinsate	14 May 2025 10:35			26 May 2025 01:35	1
HS25050844-10	MW-3-200	14 May 2025 12:05			26 May 2025 02:14	1
HS25050844-11	MW-3-700	14 May 2025 14:00			26 May 2025 02:52	1
HS25050844-12	FB-051425	14 May 2025 14:15			26 May 2025 03:31	1
HS25050844-13	MW-2-700	15 May 2025 08:20			26 May 2025 04:10	1
HS25050844-14	MW-2-200	15 May 2025 10:15			26 May 2025 04:49	1
HS25050844-15	FB-051525	15 May 2025 09:30			26 May 2025 05:27	1
HS25050844-16	019-580	15 May 2025 11:10			26 May 2025 06:06	1
HS25050844-17	019-995	15 May 2025 11:30			26 May 2025 06:45	1
HS25050844-18	MW-2-500	15 May 2025 14:20			26 May 2025 08:41	1
Batch ID: R514030 (0)		Test Name : MASSACHUSETTS VPH, FEB 2018, REV 2.1			Matrix: Water	
HS25050844-01	MW-1-700	13 May 2025 09:40			25 May 2025 19:08	1
HS25050844-02	MW-1-500	13 May 2025 11:40			25 May 2025 19:47	1
HS25050844-03	MW-1-200	13 May 2025 12:40			25 May 2025 20:25	1
HS25050844-04	019-1055	13 May 2025 13:50			25 May 2025 21:04	1
HS25050844-05	Cottages	13 May 2025 14:00			25 May 2025 21:43	1
HS25050844-06	FB-051325	13 May 2025 12:50			25 May 2025 22:22	1
HS25050844-09	GW-Rinsate	14 May 2025 10:35			26 May 2025 01:35	1
HS25050844-10	MW-3-200	14 May 2025 12:05			26 May 2025 02:14	1
HS25050844-11	MW-3-700	14 May 2025 14:00			26 May 2025 02:52	1
HS25050844-12	FB-051425	14 May 2025 14:15			26 May 2025 03:31	1
HS25050844-13	MW-2-700	15 May 2025 08:20			26 May 2025 04:10	1
HS25050844-14	MW-2-200	15 May 2025 10:15			26 May 2025 04:49	1
HS25050844-15	FB-051525	15 May 2025 09:30			26 May 2025 05:27	1
HS25050844-16	019-580	15 May 2025 11:10			26 May 2025 06:06	1
HS25050844-17	019-995	15 May 2025 11:30			26 May 2025 06:45	1
HS25050844-18	MW-2-500	15 May 2025 14:20			26 May 2025 08:41	1
Batch ID: R514123 (0)		Test Name : MASSACHUSETTS VPH, FEB 2018, REV 2.1			Matrix: Water	
HS25050844-07	MW-3-500	14 May 2025 09:10			27 May 2025 22:28	5
HS25050844-08	GW-DUP-01	14 May 2025 00:00			27 May 2025 23:07	5

Client: Environmental Resources Mgmt.
Project: Sulphur Dome
WorkOrder: HS25050844

DATES REPORT

Sample ID	Client Samp ID	Collection Date	Leachate Date	Prep Date	Analysis Date	DF
Batch ID: R514130 (0)		Test Name : MASSACHUSETTS VPH, FEB 2018, REV 2.1			Matrix: Water	
HS25050844-07	MW-3-500	14 May 2025 09:10			27 May 2025 22:28	5
HS25050844-08	GW-DUP-01	14 May 2025 00:00			27 May 2025 23:07	5

Client: Environmental Resources Mgmt.
Project: Sulphur Dome
WorkOrder: HS25050844

QC BATCH REPORT

Batch ID: 228084 (0)		Instrument: FID23		Method: MASSACHUSETTS EPH R2.1, DEC 2019						
MBLK	Sample ID: MBLK-228084	Units: mg/L			Analysis Date: 22-May-2025 12:00					
Client ID:	Run ID: FID23_513782	SeqNo: 8852267		PrepDate: 20-May-2025		DF: 1				
Analyte	Result	PQL	SPK Val	SPK Ref Value	%REC	Control Limit	RPD Ref Value	%RPD	RPD Limit Qual	
Aliphatics >C10 - C12	U	0.100								
Aliphatics >C12 - C16	U	0.100								
Aliphatics >C16 - C35	U	0.100								
<i>Surr: 1-Chlorooctadecane</i>	<i>0.02884</i>	<i>0</i>	<i>0.04</i>	<i>0</i>	<i>72.1</i>	<i>40 - 140</i>				
MBLK	Sample ID: MBLK-228084	Units: mg/L			Analysis Date: 22-May-2025 12:00					
Client ID:	Run ID: FID-22_513783	SeqNo: 8852281		PrepDate: 20-May-2025		DF: 1				
Analyte	Result	PQL	SPK Val	SPK Ref Value	%REC	Control Limit	RPD Ref Value	%RPD	RPD Limit Qual	
Aromatics >C10 - C12	U	0.100								
Aromatics >C12 - C16	U	0.100								
Aromatics >C16 - C21	U	0.100								
Aromatics >C21 - C35	U	0.100								
<i>Surr: 2-Bromonaphthalene</i>	<i>0.03727</i>	<i>0</i>	<i>0.04</i>	<i>0</i>	<i>93.2</i>	<i>40 - 140</i>				
<i>Surr: 2-Fluorobiphenyl</i>	<i>0.03645</i>	<i>0</i>	<i>0.04</i>	<i>0</i>	<i>91.1</i>	<i>40 - 140</i>				
<i>Surr: o-Terphenyl</i>	<i>0.03235</i>	<i>0</i>	<i>0.04</i>	<i>0</i>	<i>80.9</i>	<i>40 - 140</i>				
LCS	Sample ID: LCS-228084	Units: mg/L			Analysis Date: 22-May-2025 12:28					
Client ID:	Run ID: FID23_513782	SeqNo: 8852268		PrepDate: 20-May-2025		DF: 1				
Analyte	Result	PQL	SPK Val	SPK Ref Value	%REC	Control Limit	RPD Ref Value	%RPD	RPD Limit Qual	
Aliphatics >C10 - C12	0.03476	0.100	0.05	0	69.5	40 - 140			J	
Aliphatics >C12 - C16	0.07699	0.100	0.1	0	77.0	40 - 140			J	
Aliphatics >C16 - C35	0.2867	0.100	0.4	0	71.7	40 - 140				
<i>Surr: 1-Chlorooctadecane</i>	<i>0.02446</i>	<i>0</i>	<i>0.04</i>	<i>0</i>	<i>61.1</i>	<i>40 - 140</i>				

Client: Environmental Resources Mgmt.
Project: Sulphur Dome
WorkOrder: HS25050844

QC BATCH REPORT

Batch ID: 228084 (0)		Instrument: FID23		Method: MASSACHUSETTS EPH R2.1, DEC 2019						
LCS		Sample ID: LCS-228084		Units: mg/L		Analysis Date: 22-May-2025 12:28				
Client ID:		Run ID: FID-22_513783		SeqNo: 8852282		PrepDate: 20-May-2025		DF: 1		
Analyte	Result	PQL	SPK Val	SPK Ref Value	%REC	Control Limit	RPD Ref Value	%RPD	RPD Limit Qual	
Aromatics >C10 - C12	0.04446	0.100	0.05	0	88.9	40 - 140			J	
Aromatics >C12 - C16	0.1674	0.100	0.2	0	83.7	40 - 140				
Aromatics >C16 - C21	0.1329	0.100	0.15	0	88.6	40 - 140				
Aromatics >C21 - C35	0.3861	0.100	0.45	0	85.8	40 - 140				
Surr: 2-Bromonaphthalene	0.03852	0	0.04	0	96.3	40 - 140				
Surr: 2-Fluorobiphenyl	0.03745	0	0.04	0	93.6	40 - 140				
Surr: o-Terphenyl	0.02892	0	0.04	0	72.3	40 - 140				
MS		Sample ID: HS25050844-07MS		Units: mg/L		Analysis Date: 22-May-2025 13:26				
Client ID: MW-3-500		Run ID: FID23_513782		SeqNo: 8852270		PrepDate: 20-May-2025		DF: 1		
Analyte	Result	PQL	SPK Val	SPK Ref Value	%REC	Control Limit	RPD Ref Value	%RPD	RPD Limit Qual	
Aliphatics >C10 - C12	0.03746	0.100	0.05	0	74.9	40 - 140			J	
Aliphatics >C12 - C16	0.07987	0.100	0.1	0	79.9	40 - 140			J	
Aliphatics >C16 - C35	0.3035	0.100	0.4	0	75.9	40 - 140				
Surr: 1-Chlorooctadecane	0.02588	0	0.04	0	64.7	40 - 140				
MS		Sample ID: HS25050844-07MS		Units: mg/L		Analysis Date: 22-May-2025 13:26				
Client ID: MW-3-500		Run ID: FID-22_513783		SeqNo: 8852284		PrepDate: 20-May-2025		DF: 1		
Analyte	Result	PQL	SPK Val	SPK Ref Value	%REC	Control Limit	RPD Ref Value	%RPD	RPD Limit Qual	
Aromatics >C10 - C12	0.04278	0.100	0.05	0.008952	67.7	40 - 140			J	
Aromatics >C12 - C16	0.1409	0.100	0.2	0	70.4	40 - 140				
Aromatics >C16 - C21	0.1085	0.100	0.15	0	72.3	40 - 140				
Aromatics >C21 - C35	0.3209	0.100	0.45	0	71.3	40 - 140				
Surr: 2-Bromonaphthalene	0.0305	0	0.04	0	76.3	40 - 140				
Surr: 2-Fluorobiphenyl	0.03096	0	0.04	0	77.4	40 - 140				
Surr: o-Terphenyl	0.02327	0	0.04	0	58.2	40 - 140				

Client: Environmental Resources Mgmt.
Project: Sulphur Dome
WorkOrder: HS25050844

QC BATCH REPORT

Batch ID: 228084 (0)	Instrument: FID23	Method: MASSACHUSETTS EPH R2.1, DEC 2019								
MSD	Sample ID: HS25050844-07MSD	Units: mg/L	Analysis Date: 22-May-2025 13:55							
Client ID: MW-3-500	Run ID: FID23_513782	SeqNo: 8852271	PrepDate: 20-May-2025 DF: 1							
Analyte	Result	PQL	SPK Val	SPK Ref Value	%REC	Control Limit	RPD Ref Value	%RPD	RPD Limit	Qual

Aliphatics >C10 - C12	0.04672	0.100	0.05	0	93.4	40 - 140	0.03746	0	50	J
Aliphatics >C12 - C16	0.09781	0.100	0.1	0	97.8	40 - 140	0.07987	0	50	J
Aliphatics >C16 - C35	0.3824	0.100	0.4	0	95.6	40 - 140	0.3035	23	50	
<i>Surr: 1-Chlorooctadecane</i>	<i>0.03067</i>	<i>0</i>	<i>0.04</i>	<i>0</i>	<i>76.7</i>	<i>40 - 140</i>	<i>0.02588</i>	<i>16.9</i>	<i>50</i>	

MSD	Sample ID: HS25050844-07MSD	Units: mg/L	Analysis Date: 22-May-2025 13:55							
Client ID: MW-3-500	Run ID: FID-22_513783	SeqNo: 8852285	PrepDate: 20-May-2025 DF: 1							
Analyte	Result	PQL	SPK Val	SPK Ref Value	%REC	Control Limit	RPD Ref Value	%RPD	RPD Limit	Qual

Aromatics >C10 - C12	0.05182	0.100	0.05	0.008952	85.7	40 - 140	0.04278	0	50	J
Aromatics >C12 - C16	0.181	0.100	0.2	0	90.5	40 - 140	0.1409	24.9	50	
Aromatics >C16 - C21	0.1407	0.100	0.15	0	93.8	40 - 140	0.1085	25.8	50	
Aromatics >C21 - C35	0.4236	0.100	0.45	0	94.1	40 - 140	0.3209	27.6	50	
<i>Surr: 2-Bromonaphthalene</i>	<i>0.03563</i>	<i>0</i>	<i>0.04</i>	<i>0</i>	<i>89.1</i>	<i>40 - 140</i>	<i>0.0305</i>	<i>15.5</i>	<i>50</i>	
<i>Surr: 2-Fluorobiphenyl</i>	<i>0.03448</i>	<i>0</i>	<i>0.04</i>	<i>0</i>	<i>86.2</i>	<i>40 - 140</i>	<i>0.03096</i>	<i>10.7</i>	<i>50</i>	
<i>Surr: o-Terphenyl</i>	<i>0.02911</i>	<i>0</i>	<i>0.04</i>	<i>0</i>	<i>72.8</i>	<i>40 - 140</i>	<i>0.02327</i>	<i>22.3</i>	<i>50</i>	

The following samples were analyzed in this batch:

HS25050844-01	HS25050844-02	HS25050844-03	HS25050844-04
HS25050844-05	HS25050844-06	HS25050844-07	HS25050844-08
HS25050844-09	HS25050844-10	HS25050844-11	HS25050844-12
HS25050844-13	HS25050844-14	HS25050844-15	HS25050844-16
HS25050844-17	HS25050844-18		

Client: Environmental Resources Mgmt.
Project: Sulphur Dome
WorkOrder: HS25050844

QC BATCH REPORT

Batch ID: R514016 (0)		Instrument: FID-14		Method: MASSACHUSETTS VPH, FEB 2018, REV 2.1					
MBLK	Sample ID: MBLK-250525	Units: mg/L			Analysis Date: 25-May-2025 18:29				
Client ID:	Run ID: FID-14_514016	SeqNo: 8858430		PrepDate:			DF: 1		
Analyte	Result	PQL	SPK Val	SPK Ref Value	%REC	Control Limit	RPD Ref Value	%RPD	RPD Limit Qual

Aliphatics >C6 - C8	U	0.00500							
Aliphatics >C8 - C10	U	0.00500							
<i>Surr: 2,5-Dibromotoluene (Aliphatic)</i>	0.2023	0.0100	0.25	0	80.9	70 - 130			

LCS	Sample ID: LCS-250525	Units: mg/L			Analysis Date: 25-May-2025 17:12				
Client ID:	Run ID: FID-14_514016	SeqNo: 8858428		PrepDate:			DF: 1		
Analyte	Result	PQL	SPK Val	SPK Ref Value	%REC	Control Limit	RPD Ref Value	%RPD	RPD Limit Qual

Aliphatics >C6 - C8	0.02591	0.00500	0.025	0	104	70 - 130			
Aliphatics >C8 - C10	0.02594	0.00500	0.025	0	104	70 - 130			
<i>Surr: 2,5-Dibromotoluene (Aliphatic)</i>	0.2829	0.0100	0.25	0	113	70 - 130			

LCSD	Sample ID: LCSD-250525	Units: mg/L			Analysis Date: 25-May-2025 17:50				
Client ID:	Run ID: FID-14_514016	SeqNo: 8858429		PrepDate:			DF: 1		
Analyte	Result	PQL	SPK Val	SPK Ref Value	%REC	Control Limit	RPD Ref Value	%RPD	RPD Limit Qual

Aliphatics >C6 - C8	0.02619	0.00500	0.025	0	105	70 - 130	0.02591	1.07	25
Aliphatics >C8 - C10	0.02237	0.00500	0.025	0	89.5	70 - 130	0.02594	14.8	25
<i>Surr: 2,5-Dibromotoluene (Aliphatic)</i>	0.206	0.0100	0.25	0	82.4	70 - 130	0.2829	31.5	25 R

The following samples were analyzed in this batch:	HS25050844-01	HS25050844-02	HS25050844-03	HS25050844-04
	HS25050844-05	HS25050844-06	HS25050844-09	HS25050844-10
	HS25050844-11	HS25050844-12	HS25050844-13	HS25050844-14
	HS25050844-15	HS25050844-16	HS25050844-17	HS25050844-18

Client: Environmental Resources Mgmt.
Project: Sulphur Dome
WorkOrder: HS25050844

QC BATCH REPORT

Batch ID: R514030 (0)		Instrument: FID-15		Method: MASSACHUSETTS VPH, FEB 2018, REV 2.1					
MBLK	Sample ID: MBLK-250525	Units: mg/L			Analysis Date: 25-May-2025 18:29				
Client ID:	Run ID: FID-15_514030	SeqNo: 8858638		PrepDate:			DF: 1		
Analyte	Result	PQL	SPK Val	SPK Ref Value	%REC	Control Limit	RPD Ref Value	%RPD	RPD Limit Qual

Aromatics >C8 - C10	U	0.0200							
<i>Surr: 2,5-Dibromotoluene (Aromatic)</i>	<i>0.2101</i>	<i>0.0100</i>	<i>0.25</i>	<i>0</i>	<i>84.1</i>	<i>70 - 130</i>			

LCS	Sample ID: LCS-250525	Units: mg/L			Analysis Date: 25-May-2025 17:12				
Client ID:	Run ID: FID-15_514030	SeqNo: 8858636		PrepDate:			DF: 1		
Analyte	Result	PQL	SPK Val	SPK Ref Value	%REC	Control Limit	RPD Ref Value	%RPD	RPD Limit Qual

Aromatics >C8 - C10	0.1145	0.0200	0.1	0	114	70 - 130			
<i>Surr: 2,5-Dibromotoluene (Aromatic)</i>	<i>0.2805</i>	<i>0.0100</i>	<i>0.25</i>	<i>0</i>	<i>112</i>	<i>70 - 130</i>			

LCSD	Sample ID: LCSD-250525	Units: mg/L			Analysis Date: 25-May-2025 17:50				
Client ID:	Run ID: FID-15_514030	SeqNo: 8858637		PrepDate:			DF: 1		
Analyte	Result	PQL	SPK Val	SPK Ref Value	%REC	Control Limit	RPD Ref Value	%RPD	RPD Limit Qual

Aromatics >C8 - C10	0.0912	0.0200	0.1	0	91.2	70 - 130	0.1145	22.6	25
<i>Surr: 2,5-Dibromotoluene (Aromatic)</i>	<i>0.2009</i>	<i>0.0100</i>	<i>0.25</i>	<i>0</i>	<i>80.3</i>	<i>70 - 130</i>	<i>0.2805</i>	<i>33.1</i>	<i>25 R</i>

The following samples were analyzed in this batch:

HS25050844-01	HS25050844-02	HS25050844-03	HS25050844-04
HS25050844-05	HS25050844-06	HS25050844-09	HS25050844-10
HS25050844-11	HS25050844-12	HS25050844-13	HS25050844-14
HS25050844-15	HS25050844-16	HS25050844-17	HS25050844-18

Client: Environmental Resources Mgmt.
Project: Sulphur Dome
WorkOrder: HS25050844

QC BATCH REPORT

Batch ID: R514123 (0)		Instrument: FID-14		Method: MASSACHUSETTS VPH, FEB 2018, REV 2.1						
MBLK	Sample ID: MBLK-250527	Units: mg/L			Analysis Date: 27-May-2025 18:36					
Client ID:	Run ID: FID-14_514123	SeqNo: 8861090		PrepDate:			DF: 1			
Analyte	Result	PQL	SPK Val	SPK Ref Value	%REC	Control Limit	RPD Ref Value	%RPD	RPD Limit	Qual
Aliphatics >C6 - C8	U	0.00500								
Aliphatics >C8 - C10	U	0.00500								
<i>Surr: 2,5-Dibromotoluene (Aliphatic)</i>	<i>0.2108</i>	<i>0.0100</i>	<i>0.25</i>	<i>0</i>	<i>84.3</i>	<i>70 - 130</i>				
LCS	Sample ID: LCS-250527	Units: mg/L			Analysis Date: 27-May-2025 17:18					
Client ID:	Run ID: FID-14_514123	SeqNo: 8861088		PrepDate:			DF: 1			
Analyte	Result	PQL	SPK Val	SPK Ref Value	%REC	Control Limit	RPD Ref Value	%RPD	RPD Limit	Qual
Aliphatics >C6 - C8	0.0218	0.00500	0.025	0	87.2	70 - 130				
Aliphatics >C8 - C10	0.02228	0.00500	0.025	0	89.1	70 - 130				
<i>Surr: 2,5-Dibromotoluene (Aliphatic)</i>	<i>0.223</i>	<i>0.0100</i>	<i>0.25</i>	<i>0</i>	<i>89.2</i>	<i>70 - 130</i>				
LCSD	Sample ID: LCSD-250527	Units: mg/L			Analysis Date: 27-May-2025 17:57					
Client ID:	Run ID: FID-14_514123	SeqNo: 8861089		PrepDate:			DF: 1			
Analyte	Result	PQL	SPK Val	SPK Ref Value	%REC	Control Limit	RPD Ref Value	%RPD	RPD Limit	Qual
Aliphatics >C6 - C8	0.02928	0.00500	0.025	0	117	70 - 130	0.0218	29.3	25	R
Aliphatics >C8 - C10	0.01976	0.00500	0.025	0	79.0	70 - 130	0.02228	12	25	
<i>Surr: 2,5-Dibromotoluene (Aliphatic)</i>	<i>0.2151</i>	<i>0.0100</i>	<i>0.25</i>	<i>0</i>	<i>86.1</i>	<i>70 - 130</i>	<i>0.223</i>	<i>3.6</i>	<i>25</i>	
MS	Sample ID: HS25050844-07MS	Units: mg/L			Analysis Date: 28-May-2025 03:38					
Client ID: MW-3-500	Run ID: FID-14_514123	SeqNo: 8861103		PrepDate:			DF: 5			
Analyte	Result	PQL	SPK Val	SPK Ref Value	%REC	Control Limit	RPD Ref Value	%RPD	RPD Limit	Qual
Aliphatics >C6 - C8	0.425	0.0250	0.125	0.2662	127	70 - 130				
Aliphatics >C8 - C10	0.07215	0.0250	0.125	0	57.7	70 - 130				S
<i>Surr: 2,5-Dibromotoluene (Aliphatic)</i>	<i>1.078</i>	<i>0.0500</i>	<i>1.25</i>	<i>0</i>	<i>86.3</i>	<i>70 - 130</i>				

Client: Environmental Resources Mgmt.
Project: Sulphur Dome
WorkOrder: HS25050844

QC BATCH REPORT

Batch ID: R514123 (0)		Instrument: FID-14		Method: MASSACHUSETTS VPH, FEB 2018, REV 2.1							
MSD	Sample ID: HS25050844-07MSD		Units: mg/L		Analysis Date: 28-May-2025 04:17						
Client ID: MW-3-500	Run ID: FID-14_514123		SeqNo: 8861104		PrepDate:		DF: 5				
Analyte	Result	PQL	SPK Val	SPK Ref Value	%REC	Control Limit	RPD Ref Value	%RPD	RPD Limit	Qual	
Aliphatics >C6 - C8	0.4468	0.0250	0.125	0.2662	144	70 - 130	0.425	5.01	25	S	
Aliphatics >C8 - C10	0.07843	0.0250	0.125	0	62.7	70 - 130	0.07215	8.34	25	S	
Surr: 2,5-Dibromotoluene (Aliphatic)	1.134	0.0500	1.25	0	90.8	70 - 130	1.078	5.07	25		

The following samples were analyzed in this batch:

HS25050844-07	HS25050844-08
---------------	---------------

Client: Environmental Resources Mgmt.
Project: Sulphur Dome
WorkOrder: HS25050844

QC BATCH REPORT

Batch ID: R514130 (0)		Instrument: FID-15		Method: MASSACHUSETTS VPH, FEB 2018, REV 2.1						
MBLK	Sample ID: MBLK-250527	Units: mg/L			Analysis Date: 27-May-2025 18:36					
Client ID:	Run ID: FID-15_514130	SeqNo: 8861223		PrepDate:			DF: 1			
Analyte	Result	PQL	SPK Val	SPK Ref Value	%REC	Control Limit	RPD Ref Value	%RPD	RPD Limit	Qual
Aromatics >C8 - C10	U	0.0200								
<i>Surr: 2,5-Dibromotoluene (Aromatic)</i>	0.2127	0.0100	0.25	0	85.1	70 - 130				
LCS	Sample ID: LCS-250527	Units: mg/L			Analysis Date: 27-May-2025 17:18					
Client ID:	Run ID: FID-15_514130	SeqNo: 8861221		PrepDate:			DF: 1			
Analyte	Result	PQL	SPK Val	SPK Ref Value	%REC	Control Limit	RPD Ref Value	%RPD	RPD Limit	Qual
Aromatics >C8 - C10	0.08661	0.0200	0.1	0	86.6	70 - 130				
<i>Surr: 2,5-Dibromotoluene (Aromatic)</i>	0.2291	0.0100	0.25	0	91.6	70 - 130				
LCSD	Sample ID: LCSD-250527	Units: mg/L			Analysis Date: 27-May-2025 17:57					
Client ID:	Run ID: FID-15_514130	SeqNo: 8861222		PrepDate:			DF: 1			
Analyte	Result	PQL	SPK Val	SPK Ref Value	%REC	Control Limit	RPD Ref Value	%RPD	RPD Limit	Qual
Aromatics >C8 - C10	0.114	0.0200	0.1	0	114	70 - 130	0.08661	27.3	25	R
<i>Surr: 2,5-Dibromotoluene (Aromatic)</i>	0.2043	0.0100	0.25	0	81.7	70 - 130	0.2291	11.4	25	
MS	Sample ID: HS25051035-11MS	Units: mg/L			Analysis Date: 28-May-2025 19:02					
Client ID:	Run ID: FID-15_514130	SeqNo: 8862505		PrepDate:			DF: 25			
Analyte	Result	PQL	SPK Val	SPK Ref Value	%REC	Control Limit	RPD Ref Value	%RPD	RPD Limit	Qual
Aromatics >C8 - C10	0.585	0.500	2.5	0.1524	17.3	70 - 130				S
<i>Surr: 2,5-Dibromotoluene (Aromatic)</i>	4.476	0.250	6.25	0	71.6	70 - 130				
MS	Sample ID: HS25050844-07MS	Units: mg/L			Analysis Date: 28-May-2025 03:38					
Client ID: MW-3-500	Run ID: FID-15_514130	SeqNo: 8861236		PrepDate:			DF: 5			
Analyte	Result	PQL	SPK Val	SPK Ref Value	%REC	Control Limit	RPD Ref Value	%RPD	RPD Limit	Qual
Aromatics >C8 - C10	0.3625	0.100	0.5	0.06129	60.2	70 - 130				S
<i>Surr: 2,5-Dibromotoluene (Aliphatic)</i>	1.122	0.0500	1.25	0	89.7	70 - 130				
<i>Surr: 2,5-Dibromotoluene (Aromatic)</i>	1.122	0.0500	1.25	0	89.7	70 - 130				

Client: Environmental Resources Mgmt.
Project: Sulphur Dome
WorkOrder: HS25050844

QC BATCH REPORT

Batch ID: R514130 (0)		Instrument: FID-15		Method: MASSACHUSETTS VPH, FEB 2018, REV 2.1						
MSD	Sample ID: HS25051035-11MSD	Units: mg/L			Analysis Date: 28-May-2025 19:41					
Client ID:	Run ID: FID-15_514130	SeqNo: 8862506		PrepDate:			DF: 25			
Analyte	Result	PQL	SPK Val	SPK Ref Value	%REC	Control Limit	RPD Ref Value	%RPD	RPD Limit	Qual
Aromatics >C8 - C10	1.429	0.500	2.5	0.1524	51.1	70 - 130	0.585	83.8	25	SR
<i>Surr: 2,5-Dibromotoluene (Aromatic)</i>	<i>5.044</i>	<i>0.250</i>	<i>6.25</i>	<i>0</i>	<i>80.7</i>	<i>70 - 130</i>	<i>4.476</i>	<i>11.9</i>	<i>25</i>	
MSD	Sample ID: HS25050844-07MSD	Units: mg/L			Analysis Date: 28-May-2025 04:17					
Client ID: MW-3-500	Run ID: FID-15_514130	SeqNo: 8861237		PrepDate:			DF: 5			
Analyte	Result	PQL	SPK Val	SPK Ref Value	%REC	Control Limit	RPD Ref Value	%RPD	RPD Limit	Qual
Aromatics >C8 - C10	0.3588	0.100	0.5	0.06129	59.5	70 - 130	0.3625	1.05	25	S
<i>Surr: 2,5-Dibromotoluene (Aliphatic)</i>	<i>1.134</i>	<i>0.0500</i>	<i>1.25</i>	<i>0</i>	<i>90.7</i>	<i>70 - 130</i>	<i>1.122</i>	<i>1.13</i>	<i>25</i>	
<i>Surr: 2,5-Dibromotoluene (Aromatic)</i>	<i>1.134</i>	<i>0.0500</i>	<i>1.25</i>	<i>0</i>	<i>90.7</i>	<i>70 - 130</i>	<i>1.122</i>	<i>1.13</i>	<i>25</i>	

The following samples were analyzed in this batch: HS25050844-07 HS25050844-08

Client: Environmental Resources Mgmt.
Project: Sulphur Dome
WorkOrder: HS25050844

QC BATCH REPORT

Batch ID: 228222 (0)		Instrument: ICPMS06		Method: ICP-MS METALS BY SW6020A						
MBLK	Sample ID: MBLK-228222	Units: mg/L			Analysis Date: 26-May-2025 15:50					
Client ID:	Run ID: ICPMS06_513953	SeqNo: 8856964	PrepDate: 22-May-2025	DF: 1						
Analyte	Result	PQL	SPK Val	SPK Ref Value	%REC	Control Limit	RPD Ref Value	%RPD	RPD Limit	Qual
Arsenic	U	0.00200								
Barium	U	0.00400								
Calcium	U	0.500								
Chromium	U	0.00400								
Iron	U	0.200								
Lead	U	0.00200								
Magnesium	U	0.200								
Manganese	U	0.00500								
Nickel	U	0.00200								
Potassium	0.02205	0.200								J
Sodium	0.1592	0.200								J
Strontium	U	0.00500								
Vanadium	U	0.00500								
Zinc	U	0.00400								

LCS	Sample ID: LCS-228222	Units: mg/L			Analysis Date: 26-May-2025 14:25					
Client ID:	Run ID: ICPMS06_513953	SeqNo: 8856861	PrepDate: 22-May-2025	DF: 1						
Analyte	Result	PQL	SPK Val	SPK Ref Value	%REC	Control Limit	RPD Ref Value	%RPD	RPD Limit	Qual
Arsenic	0.04402	0.00200	0.05	0	88.0	80 - 120				
Barium	0.04447	0.00400	0.05	0	88.9	80 - 120				
Calcium	4.544	0.500	5	0	90.9	80 - 120				
Chromium	0.0437	0.00400	0.05	0	87.4	80 - 120				
Iron	4.488	0.200	5	0	89.8	80 - 120				
Lead	0.04483	0.00200	0.05	0	89.7	80 - 120				
Magnesium	4.447	0.200	5	0	88.9	80 - 120				
Manganese	0.04424	0.00500	0.05	0	88.5	80 - 120				
Nickel	0.04328	0.00200	0.05	0	86.6	80 - 120				
Potassium	4.52	0.200	5	0	90.4	80 - 120				
Sodium	4.454	0.200	5	0	89.1	80 - 120				
Strontium	0.101	0.00500	0.1	0	101	80 - 120				
Vanadium	0.04378	0.00500	0.05	0	87.6	80 - 120				
Zinc	0.04553	0.00400	0.05	0	91.1	80 - 120				

Client: Environmental Resources Mgmt.
Project: Sulphur Dome
WorkOrder: HS25050844

QC BATCH REPORT

Batch ID: 228222 (0)		Instrument: ICPMS06			Method: ICP-MS METALS BY SW6020A					
MS		Sample ID: HS25050844-07MS			Units: mg/L		Analysis Date: 26-May-2025 14:33			
Client ID: MW-3-500		Run ID: ICPMS06_513953			SeqNo: 8856865		PrepDate: 22-May-2025		DF: 1	
Analyte	Result	PQL	SPK Val	SPK Ref Value	%REC	Control Limit	RPD Ref Value	%RPD	RPD Limit	Qual
Arsenic	0.04811	0.00200	0.05	0.000269	95.7	80 - 120				
Barium	0.2092	0.00400	0.05	0.1577	103	80 - 120				
Calcium	93.12	0.500	5	87.6	111	80 - 120				O
Chromium	0.04539	0.00400	0.05	0.000291	90.2	80 - 120				
Iron	7.615	0.200	5	2.934	93.6	80 - 120				
Lead	0.04607	0.00200	0.05	0.000038	92.1	80 - 120				
Magnesium	17.7	0.200	5	13.03	93.4	80 - 120				
Manganese	0.06125	0.00500	0.05	0.01556	91.4	80 - 120				
Nickel	0.04437	0.00200	0.05	0.000996	86.8	80 - 120				
Potassium	43.74	0.200	5	39.94	76.0	80 - 120				SO
Sodium	682	0.200	5	703.8	-437	80 - 120				SEO
Strontium	4.553	0.00500	0.1	4.551	2.22	80 - 120				SEO
Vanadium	0.04713	0.00500	0.05	0.000118	94.0	80 - 120				
Zinc	0.05712	0.00400	0.05	0.008037	98.2	80 - 120				

MSD		Sample ID: HS25050844-07MSD			Units: mg/L		Analysis Date: 26-May-2025 14:35			
Client ID: MW-3-500		Run ID: ICPMS06_513953			SeqNo: 8856866		PrepDate: 22-May-2025		DF: 1	
Analyte	Result	PQL	SPK Val	SPK Ref Value	%REC	Control Limit	RPD Ref Value	%RPD	RPD Limit	Qual
Arsenic	0.04723	0.00200	0.05	0.000269	93.9	80 - 120	0.04811	1.86	20	
Barium	0.2051	0.00400	0.05	0.1577	94.9	80 - 120	0.2092	1.96	20	
Calcium	90.27	0.500	5	87.6	53.5	80 - 120	93.12	3.11	20	SO
Chromium	0.04464	0.00400	0.05	0.000291	88.7	80 - 120	0.04539	1.68	20	
Iron	7.403	0.200	5	2.934	89.4	80 - 120	7.615	2.82	20	
Lead	0.04597	0.00200	0.05	0.000038	91.9	80 - 120	0.04607	0.215	20	
Magnesium	17.28	0.200	5	13.03	85.0	80 - 120	17.7	2.41	20	
Manganese	0.05977	0.00500	0.05	0.01556	88.4	80 - 120	0.06125	2.44	20	
Nickel	0.04376	0.00200	0.05	0.000996	85.5	80 - 120	0.04437	1.38	20	
Potassium	43.14	0.200	5	39.94	64.0	80 - 120	43.74	1.38	20	SO
Sodium	675.4	0.200	5	703.8	-568	80 - 120	682	0.967	20	SEO
Strontium	4.633	0.00500	0.1	4.551	82.5	80 - 120	4.553	1.75	20	EO
Vanadium	0.04671	0.00500	0.05	0.000118	93.2	80 - 120	0.04713	0.887	20	
Zinc	0.06032	0.00400	0.05	0.008037	105	80 - 120	0.05712	5.46	20	

Client: Environmental Resources Mgmt.
Project: Sulphur Dome
WorkOrder: HS25050844

QC BATCH REPORT

Batch ID: 228222 (0) **Instrument:** ICPMS06 **Method:** ICP-MS METALS BY SW6020A

PDS		Sample ID: HS25050844-07PDS			Units: mg/L		Analysis Date: 26-May-2025 14:37			
Client ID: MW-3-500		Run ID: ICPMS06_513953			SeqNo: 8856867		PrepDate: 22-May-2025		DF: 1	
Analyte	Result	PQL	SPK Val	SPK Ref Value	%REC	Control Limit	RPD Ref Value	%RPD	RPD Limit	Qual
Arsenic	0.08906	0.00200	0.1	0.000269	88.8	75 - 125				
Barium	0.2458	0.00400	0.1	0.1577	88.1	75 - 125				
Calcium	93.65	0.500	10	87.6	60.6	75 - 125				SO
Chromium	0.08415	0.00400	0.1	0.000291	83.9	75 - 125				
Iron	11.47	0.200	10	2.934	85.4	75 - 125				
Lead	0.08709	0.00200	0.1	0.000038	87.1	75 - 125				
Magnesium	21.47	0.200	10	13.03	84.4	75 - 125				
Manganese	0.1001	0.00500	0.1	0.01556	84.5	75 - 125				
Nickel	0.08106	0.00200	0.1	0.000996	80.1	75 - 125				
Potassium	47.67	0.200	10	39.94	77.3	75 - 125				
Vanadium	0.08781	0.00500	0.1	0.000118	87.7	75 - 125				
Zinc	0.09814	0.00400	0.1	0.008037	90.1	75 - 125				

PDS		Sample ID: HS25050844-07PDS			Units: mg/L		Analysis Date: 26-May-2025 15:56			
Client ID: MW-3-500		Run ID: ICPMS06_513953			SeqNo: 8856967		PrepDate: 22-May-2025		DF: 50	
Analyte	Result	PQL	SPK Val	SPK Ref Value	%REC	Control Limit	RPD Ref Value	%RPD	RPD Limit	Qual
Sodium	1156	10.0	500	678.9	95.4	75 - 125				
Strontium	10.06	0.250	5	4.645	108	75 - 125				

Client: Environmental Resources Mgmt.
Project: Sulphur Dome
WorkOrder: HS25050844

QC BATCH REPORT

Batch ID: 228222 (0)	Instrument: ICPMS06	Method: ICP-MS METALS BY SW6020A								
SD	Sample ID: HS25050844-07SD	Units: mg/L	Analysis Date: 26-May-2025 14:27							
Client ID: MW-3-500	Run ID: ICPMS06_513953	SeqNo: 8856862	PrepDate: 22-May-2025 DF: 5							
Analyte	Result	PQL	SPK Val	SPK Ref Value	%REC	Control Limit	RPD Ref Value	%D	Limit	Qual

Arsenic	U	0.0100					0.000269	0	10	
Barium	0.1582	0.0200					0.1577	0.374	10	
Calcium	86.9	2.50					87.6	0.797	10	
Chromium	U	0.0200					0.000291	0	10	
Iron	2.952	1.00					2.934	0.612	10	
Lead	U	0.0100					0.000038	0	10	
Magnesium	12.75	1.00					13.03	2.09	10	
Manganese	0.01707	0.0250					0.01556	0	10	J
Nickel	0.006515	0.0100					0.000996	0	10	J
Potassium	37.86	1.00					39.94	5.21	10	
Vanadium	U	0.0250					0.000118	0	10	
Zinc	0.02768	0.0200					0.008037	0	10	

SD	Sample ID: HS25050844-07SD	Units: mg/L	Analysis Date: 26-May-2025 15:54							
Client ID: MW-3-500	Run ID: ICPMS06_513953	SeqNo: 8856966	PrepDate: 22-May-2025 DF: 250							
Analyte	Result	PQL	SPK Val	SPK Ref Value	%REC	Control Limit	RPD Ref Value	%D	Limit	Qual
Sodium	703.3	50.0					678.9	3.59	10	
Strontium	4.533	1.25					4.645	2.42	10	

The following samples were analyzed in this batch:

HS25050844-01	HS25050844-02	HS25050844-03	HS25050844-04
HS25050844-05	HS25050844-06	HS25050844-07	HS25050844-08
HS25050844-09	HS25050844-10	HS25050844-11	HS25050844-12
HS25050844-13	HS25050844-14		

Client: Environmental Resources Mgmt.
Project: Sulphur Dome
WorkOrder: HS25050844

QC BATCH REPORT

Batch ID: 228223 (0)		Instrument: ICPMS06		Method: ICP-MS METALS BY SW6020A						
MBLK	Sample ID: MBLK-228223	Units: mg/L			Analysis Date: 27-May-2025 11:01					
Client ID:	Run ID: ICPMS06_513998	SeqNo: 8858085	PrepDate: 22-May-2025	DF: 1						
Analyte	Result	PQL	SPK Val	SPK Ref Value	%REC	Control Limit	RPD Ref Value	%RPD	RPD Limit	Qual
Arsenic	U	0.00200								
Barium	U	0.00400								
Calcium	U	0.500								
Chromium	U	0.00400								
Iron	U	0.200								
Lead	U	0.00200								
Magnesium	U	0.200								
Manganese	U	0.00500								
Nickel	U	0.00200								
Potassium	U	0.200								
Sodium	U	0.200								
Strontium	U	0.00500								
Vanadium	U	0.00500								
Zinc	0.003764	0.00400								J

LCS	Sample ID: LCS-228223	Units: mg/L			Analysis Date: 26-May-2025 16:53					
Client ID:	Run ID: ICPMS06_513953	SeqNo: 8857102	PrepDate: 22-May-2025	DF: 1						
Analyte	Result	PQL	SPK Val	SPK Ref Value	%REC	Control Limit	RPD Ref Value	%RPD	RPD Limit	Qual
Arsenic	0.04591	0.00200	0.05	0	91.8	80 - 120				
Barium	0.04504	0.00400	0.05	0	90.1	80 - 120				
Calcium	4.764	0.500	5	0	95.3	80 - 120				
Chromium	0.04572	0.00400	0.05	0	91.4	80 - 120				
Iron	4.713	0.200	5	0	94.3	80 - 120				
Lead	0.04549	0.00200	0.05	0	91.0	80 - 120				
Magnesium	4.724	0.200	5	0	94.5	80 - 120				
Manganese	0.0464	0.00500	0.05	0	92.8	80 - 120				
Nickel	0.04461	0.00200	0.05	0	89.2	80 - 120				
Potassium	4.799	0.200	5	0	96.0	80 - 120				
Sodium	4.836	0.200	5	0	96.7	80 - 120				
Strontium	0.1032	0.00500	0.1	0	103	80 - 120				
Vanadium	0.04581	0.00500	0.05	0	91.6	80 - 120				
Zinc	0.04604	0.00400	0.05	0	92.1	80 - 120				

Client: Environmental Resources Mgmt.
Project: Sulphur Dome
WorkOrder: HS25050844

QC BATCH REPORT

Batch ID: 228223 (0)		Instrument: ICPMS06			Method: ICP-MS METALS BY SW6020A					
MS	Sample ID: HS25050868-03MS	Units: mg/L			Analysis Date: 26-May-2025 17:12					
Client ID:	Run ID: ICPMS06_513953	SeqNo: 8857106		PrepDate: 22-May-2025		DF: 5				
Analyte	Result	PQL	SPK Val	SPK Ref Value	%REC	Control Limit	RPD Ref Value	%RPD	RPD Limit	Qual
Arsenic	0.2278	0.0100	0.05	0.174	108	80 - 120				
Barium	0.06215	0.0200	0.05	0.01584	92.6	80 - 120				
Calcium	57.87	2.50	5	49.86	160	80 - 120				SO
Chromium	0.04505	0.0200	0.05	0.000035	90.0	80 - 120				
Iron	4.894	1.00	5	0.1743	94.4	80 - 120				
Lead	0.04496	0.0100	0.05	0.000041	89.8	80 - 120				
Magnesium	38.41	1.00	5	31.75	133	80 - 120				SO
Manganese	0.05614	0.0250	0.05	0.008522	95.2	80 - 120				
Nickel	0.05172	0.0100	0.05	0.009343	84.8	80 - 120				
Potassium	14.48	1.00	5	8.908	111	80 - 120				
Sodium	4952	1.00	5	4718	4690	80 - 120				SEO
Strontium	1.227	0.0250	0.1	1.127	99.8	80 - 120				O
Vanadium	0.05535	0.0250	0.05	0.007746	95.2	80 - 120				
Zinc	0.04777	0.0200	0.05	0.000883	93.8	80 - 120				

MSD	Sample ID: HS25050868-03MSD	Units: mg/L			Analysis Date: 26-May-2025 17:14					
Client ID:	Run ID: ICPMS06_513953	SeqNo: 8857107		PrepDate: 22-May-2025		DF: 5				
Analyte	Result	PQL	SPK Val	SPK Ref Value	%REC	Control Limit	RPD Ref Value	%RPD	RPD Limit	Qual
Arsenic	0.2268	0.0100	0.05	0.174	106	80 - 120	0.2278	0.44	20	
Barium	0.06205	0.0200	0.05	0.01584	92.4	80 - 120	0.06215	0.161	20	
Calcium	58.47	2.50	5	49.86	172	80 - 120	57.87	1.03	20	SO
Chromium	0.04435	0.0200	0.05	0.000035	88.6	80 - 120	0.04505	1.57	20	
Iron	4.881	1.00	5	0.1743	94.1	80 - 120	4.894	0.259	20	
Lead	0.04676	0.0100	0.05	0.000041	93.4	80 - 120	0.04496	3.92	20	
Magnesium	37.85	1.00	5	31.75	122	80 - 120	38.41	1.47	20	SO
Manganese	0.05512	0.0250	0.05	0.008522	93.2	80 - 120	0.05614	1.84	20	
Nickel	0.05288	0.0100	0.05	0.009343	87.1	80 - 120	0.05172	2.21	20	
Potassium	14.28	1.00	5	8.908	107	80 - 120	14.48	1.41	20	
Sodium	4875	1.00	5	4718	3140	80 - 120	4952	1.58	20	SEO
Strontium	1.252	0.0250	0.1	1.127	125	80 - 120	1.227	1.99	20	SO
Vanadium	0.0546	0.0250	0.05	0.007746	93.7	80 - 120	0.05535	1.36	20	
Zinc	0.04535	0.0200	0.05	0.000883	88.9	80 - 120	0.04777	5.19	20	

Client: Environmental Resources Mgmt.
Project: Sulphur Dome
WorkOrder: HS25050844

QC BATCH REPORT

Batch ID: 228223 (0)		Instrument: ICPMS06		Method: ICP-MS METALS BY SW6020A						
PDS	Sample ID: HS25050868-03PDS	Units: mg/L			Analysis Date: 26-May-2025 17:16					
Client ID:	Run ID: ICPMS06_513953	SeqNo: 8857108		PrepDate: 22-May-2025		DF: 5				
Analyte	Result	PQL	SPK Val	SPK Ref Value	%REC	Control Limit	RPD Ref Value	%RPD	RPD Limit Qual	
Arsenic	0.2828	0.0100	0.1	0.174	109	75 - 125				
Barium	0.1103	0.0200	0.1	0.01584	94.5	75 - 125				
Calcium	63.77	2.50	10	49.86	139	75 - 125			SO	
Chromium	0.0932	0.0200	0.1	0.000035	93.2	75 - 125				
Iron	10.06	1.00	10	0.1743	98.8	75 - 125				
Lead	0.09482	0.0100	0.1	0.000041	94.8	75 - 125				
Magnesium	43.94	1.00	10	31.75	122	75 - 125				
Manganese	0.1035	0.0250	0.1	0.008522	95.0	75 - 125				
Nickel	0.09993	0.0100	0.1	0.009343	90.6	75 - 125				
Potassium	19.93	1.00	10	8.908	110	75 - 125				
Strontium	1.276	0.0250	0.1	1.127	148	75 - 125			SO	
Vanadium	0.1074	0.0250	0.1	0.007746	99.7	75 - 125				
Zinc	0.09656	0.0200	0.1	0.000883	95.7	75 - 125				

PDS	Sample ID: HS25050868-03PDS	Units: mg/L			Analysis Date: 27-May-2025 11:07				
Client ID:	Run ID: ICPMS06_513998	SeqNo: 8858099		PrepDate: 22-May-2025		DF: 500			
Analyte	Result	PQL	SPK Val	SPK Ref Value	%REC	Control Limit	RPD Ref Value	%RPD	RPD Limit Qual
Sodium	10000	100	5000	4844	103	75 - 125			

Client: Environmental Resources Mgmt.
Project: Sulphur Dome
WorkOrder: HS25050844

QC BATCH REPORT

Batch ID: 228223 (0) **Instrument:** ICPMS06 **Method:** ICP-MS METALS BY SW6020A

SD		Sample ID: HS25050868-03SD			Units: mg/L		Analysis Date: 26-May-2025 17:10			
Client ID:		Run ID: ICPMS06_513953			SeqNo: 8857105		PrepDate: 22-May-2025		DF: 25	
Analyte	Result	PQL	SPK Val	SPK Ref Value	%REC	Control Limit	RPD Ref Value	%D	Limit	Qual
Arsenic	0.1708	0.0500					0.174	1.82	10	
Barium	U	0.100					0.01584	0	10	
Calcium	47.85	12.5					49.86	4.04	10	
Chromium	U	0.100					0.000035	0	10	
Iron	U	5.00					0.1743	0	10	
Lead	U	0.0500					0.000041	0	10	
Magnesium	32.43	5.00					31.75	2.14	10	
Manganese	U	0.125					0.008522	0	10	
Nickel	U	0.0500					0.009343	0	10	
Potassium	9.445	5.00					8.908	6.03	10	
Strontium	1.18	0.125					1.127	4.65	10	
Vanadium	U	0.125					0.007746	0	10	
Zinc	U	0.100					0.000883	0	10	

SD		Sample ID: HS25050868-03SD			Units: mg/L		Analysis Date: 27-May-2025 11:05			
Client ID:		Run ID: ICPMS06_513998			SeqNo: 8858098		PrepDate: 22-May-2025		DF: 2500	
Analyte	Result	PQL	SPK Val	SPK Ref Value	%REC	Control Limit	RPD Ref Value	%D	Limit	Qual
Sodium	4631	500					4844	4.39	10	

The following samples were analyzed in this batch: HS25050844-15 HS25050844-16 HS25050844-17 HS25050844-18

Client: Environmental Resources Mgmt.
Project: Sulphur Dome
WorkOrder: HS25050844

QC BATCH REPORT

Batch ID: 228280 (0)	Instrument: HG04	Method: MERCURY BY SW7470A
-------------------------------	-------------------------	-----------------------------------

MBLK	Sample ID: MBLK-228280	Units: mg/L	Analysis Date: 22-May-2025 15:26							
Client ID:	Run ID: HG04_513761	SeqNo: 8851886	PrepDate: 22-May-2025 DF: 1							
Analyte	Result	PQL	SPK Val	SPK Ref Value	%REC	Control Limit	RPD Ref Value	RPD %RPD	RPD Limit	RPD Qual

Mercury U 0.000200

LCS	Sample ID: LCS-228280	Units: mg/L	Analysis Date: 22-May-2025 15:30							
Client ID:	Run ID: HG04_513761	SeqNo: 8851887	PrepDate: 22-May-2025 DF: 1							
Analyte	Result	PQL	SPK Val	SPK Ref Value	%REC	Control Limit	RPD Ref Value	RPD %RPD	RPD Limit	RPD Qual

Mercury 0.00519 0.000200 0.005 0 104 80 - 120

MS	Sample ID: HS25050844-07MS	Units: mg/L	Analysis Date: 22-May-2025 16:03							
Client ID: MW-3-500	Run ID: HG04_513761	SeqNo: 8851906	PrepDate: 22-May-2025 DF: 1							
Analyte	Result	PQL	SPK Val	SPK Ref Value	%REC	Control Limit	RPD Ref Value	RPD %RPD	RPD Limit	RPD Qual

Mercury 0.00496 0.000200 0.005 0.000001 99.2 75 - 125

MSD	Sample ID: HS25050844-07MSD	Units: mg/L	Analysis Date: 22-May-2025 16:05							
Client ID: MW-3-500	Run ID: HG04_513761	SeqNo: 8851907	PrepDate: 22-May-2025 DF: 1							
Analyte	Result	PQL	SPK Val	SPK Ref Value	%REC	Control Limit	RPD Ref Value	RPD %RPD	RPD Limit	RPD Qual

Mercury 0.0049 0.000200 0.005 0.000001 98.0 75 - 125 0.00496 1.22 20

The following samples were analyzed in this batch:	HS25050844-01	HS25050844-02	HS25050844-03	HS25050844-04
	HS25050844-05	HS25050844-06	HS25050844-07	HS25050844-08
	HS25050844-09	HS25050844-10		

Client: Environmental Resources Mgmt.
Project: Sulphur Dome
WorkOrder: HS25050844

QC BATCH REPORT

Batch ID: 228281 (0)	Instrument: HG04	Method: MERCURY BY SW7470A
-------------------------------	-------------------------	-----------------------------------

MBLK	Sample ID: MBLK-228281	Units: mg/L	Analysis Date: 22-May-2025 16:23							
Client ID:	Run ID: HG04_513761	SeqNo: 8851993	PrepDate: 22-May-2025 DF: 1							
Analyte	Result	PQL	SPK Val	SPK Ref Value	%REC	Control Limit	RPD Ref Value	RPD %RPD	RPD Limit	RPD Qual

Mercury U 0.000200

LCS	Sample ID: LCS-228281	Units: mg/L	Analysis Date: 22-May-2025 16:25							
Client ID:	Run ID: HG04_513761	SeqNo: 8851994	PrepDate: 22-May-2025 DF: 1							
Analyte	Result	PQL	SPK Val	SPK Ref Value	%REC	Control Limit	RPD Ref Value	RPD %RPD	RPD Limit	RPD Qual

Mercury 0.00556 0.000200 0.005 0 111 80 - 120

MS	Sample ID: HS25050844-11MS	Units: mg/L	Analysis Date: 22-May-2025 16:28							
Client ID: MW-3-700	Run ID: HG04_513761	SeqNo: 8851996	PrepDate: 22-May-2025 DF: 1							
Analyte	Result	PQL	SPK Val	SPK Ref Value	%REC	Control Limit	RPD Ref Value	RPD %RPD	RPD Limit	RPD Qual

Mercury 0.00502 0.000200 0.005 -0.000013 101 75 - 125

MSD	Sample ID: HS25050844-11MSD	Units: mg/L	Analysis Date: 22-May-2025 16:30							
Client ID: MW-3-700	Run ID: HG04_513761	SeqNo: 8851997	PrepDate: 22-May-2025 DF: 1							
Analyte	Result	PQL	SPK Val	SPK Ref Value	%REC	Control Limit	RPD Ref Value	RPD %RPD	RPD Limit	RPD Qual

Mercury 0.00494 0.000200 0.005 -0.000013 99.1 75 - 125 0.00502 1.61 20

The following samples were analyzed in this batch:

HS25050844-11	HS25050844-12	HS25050844-13	HS25050844-14
HS25050844-15	HS25050844-16	HS25050844-17	HS25050844-18

Client: Environmental Resources Mgmt.
Project: Sulphur Dome
WorkOrder: HS25050844

QC BATCH REPORT

Batch ID: R513575 (0)		Instrument: VOA4		Method: LOW LEVEL VOLATILES BY SW8260C					
MBLK	Sample ID: MBLK-250520	Units: mg/L			Analysis Date: 21-May-2025 00:25				
Client ID:	Run ID: VOA4_513575	SeqNo: 8837018		PrepDate:			DF: 1		
Analyte	Result	PQL	SPK Val	SPK Ref Value	%REC	Control Limit	RPD Ref Value	%RPD	RPD Limit Qual

Benzene	U	0.0020							
Ethylbenzene	U	0.0020							
m,p-Xylene	U	0.0040							
o-Xylene	U	0.0020							
Toluene	U	0.0020							
Xylenes, Total	U	0.0030							
<i>Surr: 1,2-Dichloroethane-d4</i>	<i>0.044</i>	<i>0.0010</i>	<i>0.05</i>	<i>0</i>	<i>87.4</i>	<i>70 - 123</i>			
<i>Surr: 4-Bromofluorobenzene</i>	<i>0.049</i>	<i>0.0010</i>	<i>0.05</i>	<i>0</i>	<i>97.2</i>	<i>77 - 113</i>			
<i>Surr: Dibromofluoromethane</i>	<i>0.048</i>	<i>0.0010</i>	<i>0.05</i>	<i>0</i>	<i>95.4</i>	<i>73 - 126</i>			
<i>Surr: Toluene-d8</i>	<i>0.051</i>	<i>0.0010</i>	<i>0.05</i>	<i>0</i>	<i>101</i>	<i>81 - 120</i>			

LCS	Sample ID: LCS-250520	Units: mg/L			Analysis Date: 20-May-2025 23:22				
Client ID:	Run ID: VOA4_513575	SeqNo: 8837013		PrepDate:			DF: 1		
Analyte	Result	PQL	SPK Val	SPK Ref Value	%REC	Control Limit	RPD Ref Value	%RPD	RPD Limit Qual

Benzene	0.019	0.0020	0.02	0	93.1	74 - 120			
Ethylbenzene	0.020	0.0020	0.02	0	98.8	77 - 117			
m,p-Xylene	0.039	0.0040	0.04	0	98.0	77 - 122			
o-Xylene	0.020	0.0020	0.02	0	97.9	75 - 119			
Toluene	0.019	0.0020	0.02	0	95.5	77 - 118			
Xylenes, Total	0.059	0.0030	0.06	0	97.9	75 - 122			
<i>Surr: 1,2-Dichloroethane-d4</i>	<i>0.047</i>	<i>0.0010</i>	<i>0.05</i>	<i>0</i>	<i>93.7</i>	<i>70 - 123</i>			
<i>Surr: 4-Bromofluorobenzene</i>	<i>0.048</i>	<i>0.0010</i>	<i>0.05</i>	<i>0</i>	<i>95.0</i>	<i>77 - 113</i>			
<i>Surr: Dibromofluoromethane</i>	<i>0.047</i>	<i>0.0010</i>	<i>0.05</i>	<i>0</i>	<i>94.4</i>	<i>73 - 126</i>			
<i>Surr: Toluene-d8</i>	<i>0.052</i>	<i>0.0010</i>	<i>0.05</i>	<i>0</i>	<i>103</i>	<i>81 - 120</i>			

Client: Environmental Resources Mgmt.
Project: Sulphur Dome
WorkOrder: HS25050844

QC BATCH REPORT

Batch ID: R513575 (0) **Instrument:** VOA4 **Method:** LOW LEVEL VOLATILES BY SW8260C

LCSD		Sample ID: LCSD-250520			Units: mg/L		Analysis Date: 20-May-2025 23:43			
Client ID:		Run ID: VOA4_513575			SeqNo: 8837014		PrepDate:		DF: 1	
Analyte	Result	PQL	SPK Val	SPK Ref Value	%REC	Control Limit	RPD Ref Value	%RPD	RPD Limit	Qual
Benzene	0.018	0.0020	0.02	0	89.5	74 - 120	0.01861	3.9	20	
Ethylbenzene	0.018	0.0020	0.02	0	90.2	77 - 117	0.01977	9.2	20	
m,p-Xylene	0.038	0.0040	0.04	0	95.1	77 - 122	0.03919	2.96	20	
o-Xylene	0.019	0.0020	0.02	0	95.4	75 - 119	0.01957	2.5	20	
Toluene	0.019	0.0020	0.02	0	92.8	77 - 118	0.01910	2.93	20	
Xylenes, Total	0.057	0.0030	0.06	0	95.2	75 - 122	0.05876	2.81	20	
<i>Surr: 1,2-Dichloroethane-d4</i>	<i>0.046</i>	<i>0.0010</i>	<i>0.05</i>	<i>0</i>	<i>92.5</i>	<i>70 - 123</i>	<i>0.04685</i>	<i>1.29</i>	<i>20</i>	
<i>Surr: 4-Bromofluorobenzene</i>	<i>0.049</i>	<i>0.0010</i>	<i>0.05</i>	<i>0</i>	<i>97.7</i>	<i>77 - 113</i>	<i>0.04751</i>	<i>2.76</i>	<i>20</i>	
<i>Surr: Dibromofluoromethane</i>	<i>0.046</i>	<i>0.0010</i>	<i>0.05</i>	<i>0</i>	<i>91.2</i>	<i>73 - 126</i>	<i>0.04721</i>	<i>3.52</i>	<i>20</i>	
<i>Surr: Toluene-d8</i>	<i>0.051</i>	<i>0.0010</i>	<i>0.05</i>	<i>0</i>	<i>101</i>	<i>81 - 120</i>	<i>0.05165</i>	<i>1.93</i>	<i>20</i>	

MS		Sample ID: HS25050844-14MS			Units: mg/L		Analysis Date: 21-May-2025 07:44			
Client ID: MW-2-200		Run ID: VOA4_513575			SeqNo: 8837036		PrepDate:		DF: 1	
Analyte	Result	PQL	SPK Val	SPK Ref Value	%REC	Control Limit	RPD Ref Value	%RPD	RPD Limit	Qual
Benzene	0.018	0.0020	0.02	0	89.5	70 - 127				
Ethylbenzene	0.019	0.0020	0.02	0	94.5	70 - 124				
m,p-Xylene	0.038	0.0040	0.04	0	95.3	70 - 130				
o-Xylene	0.019	0.0020	0.02	0	94.0	70 - 124				
Toluene	0.019	0.0020	0.02	0	92.8	70 - 123				
Xylenes, Total	0.057	0.0030	0.06	0	94.9	70 - 130				
<i>Surr: 1,2-Dichloroethane-d4</i>	<i>0.048</i>	<i>0.0010</i>	<i>0.05</i>	<i>0</i>	<i>96.3</i>	<i>70 - 126</i>				
<i>Surr: 4-Bromofluorobenzene</i>	<i>0.050</i>	<i>0.0010</i>	<i>0.05</i>	<i>0</i>	<i>100</i>	<i>77 - 113</i>				
<i>Surr: Dibromofluoromethane</i>	<i>0.047</i>	<i>0.0010</i>	<i>0.05</i>	<i>0</i>	<i>94.9</i>	<i>77 - 123</i>				
<i>Surr: Toluene-d8</i>	<i>0.051</i>	<i>0.0010</i>	<i>0.05</i>	<i>0</i>	<i>101</i>	<i>82 - 127</i>				

Client: Environmental Resources Mgmt.
Project: Sulphur Dome
WorkOrder: HS25050844

QC BATCH REPORT

Batch ID: R513575 (0) **Instrument:** VOA4 **Method:** LOW LEVEL VOLATILES BY SW8260C

MSD		Sample ID: HS25050844-14MSD			Units: mg/L		Analysis Date: 21-May-2025 08:05			
Client ID: MW-2-200		Run ID: VOA4_513575			SeqNo: 8837037		PrepDate:		DF: 1	
Analyte	Result	PQL	SPK Val	SPK Ref Value	%REC	Control Limit	RPD Ref Value	%RPD	RPD Limit	Qual
Benzene	0.016	0.0020	0.02	0	82.3	70 - 127	0.01790	8.36	20	
Ethylbenzene	0.017	0.0020	0.02	0	83.9	70 - 124	0.01891	11.9	20	
m,p-Xylene	0.035	0.0040	0.04	0	87.3	70 - 130	0.03812	8.75	20	
o-Xylene	0.018	0.0020	0.02	0	91.1	70 - 124	0.01879	3.13	20	
Toluene	0.018	0.0020	0.02	0	89.9	70 - 123	0.01856	3.16	20	
Xylenes, Total	0.053	0.0030	0.06	0	88.6	70 - 130	0.05691	6.86	20	
<i>Surr: 1,2-Dichloroethane-d4</i>	<i>0.049</i>	<i>0.0010</i>	<i>0.05</i>	<i>0</i>	<i>97.1</i>	<i>70 - 126</i>	<i>0.04813</i>	<i>0.844</i>	<i>20</i>	
<i>Surr: 4-Bromofluorobenzene</i>	<i>0.049</i>	<i>0.0010</i>	<i>0.05</i>	<i>0</i>	<i>97.9</i>	<i>77 - 113</i>	<i>0.05002</i>	<i>2.17</i>	<i>20</i>	
<i>Surr: Dibromofluoromethane</i>	<i>0.048</i>	<i>0.0010</i>	<i>0.05</i>	<i>0</i>	<i>95.6</i>	<i>77 - 123</i>	<i>0.04746</i>	<i>0.666</i>	<i>20</i>	
<i>Surr: Toluene-d8</i>	<i>0.051</i>	<i>0.0010</i>	<i>0.05</i>	<i>0</i>	<i>102</i>	<i>82 - 127</i>	<i>0.05052</i>	<i>0.692</i>	<i>20</i>	

The following samples were analyzed in this batch: HS25050844-14 HS25050844-15 HS25050844-16 HS25050844-17
 HS25050844-19

Client: Environmental Resources Mgmt.
Project: Sulphur Dome
WorkOrder: HS25050844

QC BATCH REPORT

Batch ID: R513584 (0)	Instrument: VOA7	Method: LOW LEVEL VOLATILES BY SW8260C
--------------------------------	-------------------------	---

MBLK		Sample ID: MBLK-250520		Units: mg/L		Analysis Date: 21-May-2025 01:47			
Client ID:		Run ID: VOA7_513584		SeqNo: 8837242		PrepDate:		DF: 1	
Analyte	Result	PQL	SPK Val	SPK Ref Value	%REC	Control Limit	RPD Ref Value	%RPD	RPD Limit Qual
Benzene	U	0.0020							
Ethylbenzene	U	0.0020							
m,p-Xylene	U	0.0040							
o-Xylene	U	0.0020							
Toluene	U	0.0020							
Xylenes, Total	U	0.0030							
<i>Surr: 1,2-Dichloroethane-d4</i>	<i>0.040</i>	<i>0.0010</i>	<i>0.05</i>	<i>0</i>	<i>81.0</i>	<i>70 - 123</i>			
<i>Surr: 4-Bromofluorobenzene</i>	<i>0.053</i>	<i>0.0010</i>	<i>0.05</i>	<i>0</i>	<i>105</i>	<i>77 - 113</i>			
<i>Surr: Dibromofluoromethane</i>	<i>0.040</i>	<i>0.0010</i>	<i>0.05</i>	<i>0</i>	<i>80.9</i>	<i>73 - 126</i>			
<i>Surr: Toluene-d8</i>	<i>0.050</i>	<i>0.0010</i>	<i>0.05</i>	<i>0</i>	<i>100</i>	<i>81 - 120</i>			

LCS		Sample ID: LCS-250520		Units: mg/L		Analysis Date: 21-May-2025 00:43			
Client ID:		Run ID: VOA7_513584		SeqNo: 8837244		PrepDate:		DF: 1	
Analyte	Result	PQL	SPK Val	SPK Ref Value	%REC	Control Limit	RPD Ref Value	%RPD	RPD Limit Qual
Benzene	0.018	0.0020	0.02	0	91.0	74 - 120			
Ethylbenzene	0.019	0.0020	0.02	0	93.7	77 - 117			
m,p-Xylene	0.037	0.0040	0.04	0	93.3	77 - 122			
o-Xylene	0.019	0.0020	0.02	0	94.7	75 - 119			
Toluene	0.018	0.0020	0.02	0	92.2	77 - 118			
Xylenes, Total	0.056	0.0030	0.06	0	93.8	75 - 122			
<i>Surr: 1,2-Dichloroethane-d4</i>	<i>0.045</i>	<i>0.0010</i>	<i>0.05</i>	<i>0</i>	<i>90.5</i>	<i>70 - 123</i>			
<i>Surr: 4-Bromofluorobenzene</i>	<i>0.051</i>	<i>0.0010</i>	<i>0.05</i>	<i>0</i>	<i>101</i>	<i>77 - 113</i>			
<i>Surr: Dibromofluoromethane</i>	<i>0.047</i>	<i>0.0010</i>	<i>0.05</i>	<i>0</i>	<i>93.6</i>	<i>73 - 126</i>			
<i>Surr: Toluene-d8</i>	<i>0.050</i>	<i>0.0010</i>	<i>0.05</i>	<i>0</i>	<i>100</i>	<i>81 - 120</i>			

Client: Environmental Resources Mgmt.
Project: Sulphur Dome
WorkOrder: HS25050844

QC BATCH REPORT

Batch ID: R513584 (0) **Instrument:** VOA7 **Method:** LOW LEVEL VOLATILES BY SW8260C

LCSD		Sample ID: LCSD-250520			Units: mg/L		Analysis Date: 21-May-2025 01:05			
Client ID:		Run ID: VOA7_513584			SeqNo: 8837241		PrepDate:		DF: 1	
Analyte	Result	PQL	SPK Val	SPK Ref Value	%REC	Control Limit	RPD Ref Value	%RPD	RPD Limit	Qual
Benzene	0.018	0.0020	0.02	0	91.6	74 - 120	0.01821	0.679	20	
Ethylbenzene	0.020	0.0020	0.02	0	98.4	77 - 117	0.01874	4.86	20	
m,p-Xylene	0.039	0.0040	0.04	0	97.8	77 - 122	0.03733	4.69	20	
o-Xylene	0.020	0.0020	0.02	0	99.9	75 - 119	0.01894	5.33	20	
Toluene	0.019	0.0020	0.02	0	95.3	77 - 118	0.01843	3.32	20	
Xylenes, Total	0.059	0.0030	0.06	0	98.5	75 - 122	0.05626	4.9	20	
Surr: 1,2-Dichloroethane-d4	0.046	0.0010	0.05	0	91.8	70 - 123	0.04524	1.4	20	
Surr: 4-Bromofluorobenzene	0.051	0.0010	0.05	0	102	77 - 113	0.05053	1.21	20	
Surr: Dibromofluoromethane	0.047	0.0010	0.05	0	93.6	73 - 126	0.04679	0.0342	20	
Surr: Toluene-d8	0.051	0.0010	0.05	0	101	81 - 120	0.05008	1.02	20	

MS		Sample ID: HS25050844-07MS			Units: mg/L		Analysis Date: 21-May-2025 09:34			
Client ID: MW-3-500		Run ID: VOA7_513584			SeqNo: 8837541		PrepDate:		DF: 1	
Analyte	Result	PQL	SPK Val	SPK Ref Value	%REC	Control Limit	RPD Ref Value	%RPD	RPD Limit	Qual
Benzene	0.021	0.0020	0.02	0.0007020	103	70 - 127				
Ethylbenzene	0.018	0.0020	0.02	0	91.0	70 - 124				
m,p-Xylene	0.037	0.0040	0.04	0	92.5	70 - 130				
o-Xylene	0.018	0.0020	0.02	0	90.9	70 - 124				
Toluene	0.022	0.0020	0.02	0.003356	93.4	70 - 123				
Xylenes, Total	0.055	0.0030	0.06	0	91.9	70 - 130				
Surr: 1,2-Dichloroethane-d4	0.050	0.0010	0.05	0	99.1	70 - 126				
Surr: 4-Bromofluorobenzene	0.051	0.0010	0.05	0	101	77 - 113				
Surr: Dibromofluoromethane	0.049	0.0010	0.05	0	97.9	77 - 123				
Surr: Toluene-d8	0.050	0.0010	0.05	0	99.9	82 - 127				

Client: Environmental Resources Mgmt.
Project: Sulphur Dome
WorkOrder: HS25050844

QC BATCH REPORT

Batch ID: R513584 (0) **Instrument:** VOA7 **Method:** LOW LEVEL VOLATILES BY SW8260C

MSD		Sample ID: HS25050844-07MSD		Units: mg/L		Analysis Date: 21-May-2025 09:55			
Client ID: MW-3-500		Run ID: VOA7_513584		SeqNo: 8837542		PrepDate:		DF: 1	
Analyte	Result	PQL	SPK Val	SPK Ref Value	%REC	Control Limit	RPD Ref Value	%RPD	RPD Limit Qual
Benzene	0.020	0.0020	0.02	0.0007020	98.6	70 - 127	0.02124	3.93	20
Ethylbenzene	0.018	0.0020	0.02	0	88.5	70 - 124	0.01819	2.79	20
m,p-Xylene	0.036	0.0040	0.04	0	89.9	70 - 130	0.03698	2.82	20
o-Xylene	0.018	0.0020	0.02	0	89.5	70 - 124	0.01818	1.61	20
Toluene	0.021	0.0020	0.02	0.003356	86.7	70 - 123	0.02204	6.27	20
Xylenes, Total	0.054	0.0030	0.06	0	89.7	70 - 130	0.05516	2.42	20
<i>Surr: 1,2-Dichloroethane-d4</i>	<i>0.051</i>	<i>0.0010</i>	<i>0.05</i>	<i>0</i>	<i>101</i>	<i>70 - 126</i>	<i>0.04956</i>	<i>2.08</i>	<i>20</i>
<i>Surr: 4-Bromofluorobenzene</i>	<i>0.050</i>	<i>0.0010</i>	<i>0.05</i>	<i>0</i>	<i>101</i>	<i>77 - 113</i>	<i>0.05072</i>	<i>0.865</i>	<i>20</i>
<i>Surr: Dibromofluoromethane</i>	<i>0.048</i>	<i>0.0010</i>	<i>0.05</i>	<i>0</i>	<i>96.6</i>	<i>77 - 123</i>	<i>0.04894</i>	<i>1.36</i>	<i>20</i>
<i>Surr: Toluene-d8</i>	<i>0.049</i>	<i>0.0010</i>	<i>0.05</i>	<i>0</i>	<i>98.7</i>	<i>82 - 127</i>	<i>0.04996</i>	<i>1.23</i>	<i>20</i>

The following samples were analyzed in this batch:

HS25050844-01	HS25050844-02	HS25050844-03	HS25050844-04
HS25050844-05	HS25050844-06	HS25050844-07	HS25050844-08
HS25050844-09	HS25050844-10	HS25050844-11	HS25050844-12
HS25050844-13			

Client: Environmental Resources Mgmt.
Project: Sulphur Dome
WorkOrder: HS25050844

QC BATCH REPORT

Batch ID: R513825 (0) **Instrument:** VOA4 **Method:** LOW LEVEL VOLATILES BY SW8260C

MBLK		Sample ID: MBLK-250522		Units: mg/L		Analysis Date: 22-May-2025 10:28			
Client ID:		Run ID: VOA4_513825		SeqNo: 8853349		PrepDate:		DF: 1	
Analyte	Result	PQL	SPK Val	SPK Ref Value	%REC	Control Limit	RPD Ref Value	%RPD	RPD Limit Qual
Benzene	U	0.0020							
Ethylbenzene	U	0.0020							
m,p-Xylene	U	0.0040							
o-Xylene	U	0.0020							
Toluene	U	0.0020							
Xylenes, Total	U	0.0030							
<i>Surr: 1,2-Dichloroethane-d4</i>	<i>0.045</i>	<i>0.0010</i>	<i>0.05</i>	<i>0</i>	<i>89.8</i>	<i>70 - 123</i>			
<i>Surr: 4-Bromofluorobenzene</i>	<i>0.050</i>	<i>0.0010</i>	<i>0.05</i>	<i>0</i>	<i>99.6</i>	<i>77 - 113</i>			
<i>Surr: Dibromofluoromethane</i>	<i>0.048</i>	<i>0.0010</i>	<i>0.05</i>	<i>0</i>	<i>95.8</i>	<i>73 - 126</i>			
<i>Surr: Toluene-d8</i>	<i>0.050</i>	<i>0.0010</i>	<i>0.05</i>	<i>0</i>	<i>100</i>	<i>81 - 120</i>			

LCS		Sample ID: LCS-250522		Units: mg/L		Analysis Date: 22-May-2025 09:26			
Client ID:		Run ID: VOA4_513825		SeqNo: 8853371		PrepDate:		DF: 1	
Analyte	Result	PQL	SPK Val	SPK Ref Value	%REC	Control Limit	RPD Ref Value	%RPD	RPD Limit Qual
Benzene	0.020	0.0020	0.02	0	100	74 - 120			
Ethylbenzene	0.021	0.0020	0.02	0	106	77 - 117			
m,p-Xylene	0.044	0.0040	0.04	0	109	77 - 122			
o-Xylene	0.021	0.0020	0.02	0	105	75 - 119			
Toluene	0.021	0.0020	0.02	0	106	77 - 118			
Xylenes, Total	0.065	0.0030	0.06	0	108	75 - 122			
<i>Surr: 1,2-Dichloroethane-d4</i>	<i>0.047</i>	<i>0.0010</i>	<i>0.05</i>	<i>0</i>	<i>94.5</i>	<i>70 - 123</i>			
<i>Surr: 4-Bromofluorobenzene</i>	<i>0.050</i>	<i>0.0010</i>	<i>0.05</i>	<i>0</i>	<i>101</i>	<i>77 - 113</i>			
<i>Surr: Dibromofluoromethane</i>	<i>0.049</i>	<i>0.0010</i>	<i>0.05</i>	<i>0</i>	<i>98.2</i>	<i>73 - 126</i>			
<i>Surr: Toluene-d8</i>	<i>0.051</i>	<i>0.0010</i>	<i>0.05</i>	<i>0</i>	<i>103</i>	<i>81 - 120</i>			

Client: Environmental Resources Mgmt.
Project: Sulphur Dome
WorkOrder: HS25050844

QC BATCH REPORT

Batch ID: R513825 (0) **Instrument:** VOA4 **Method:** LOW LEVEL VOLATILES BY SW8260C

MS		Sample ID: HS25050559-15MS			Units: mg/L		Analysis Date: 22-May-2025 18:33			
Client ID:		Run ID: VOA4_513825			SeqNo: 8853367		PrepDate:		DF: 100	
Analyte	Result	PQL	SPK Val	SPK Ref Value	%REC	Control Limit	RPD Ref Value	%RPD	RPD Limit	Qual
Benzene	1.7	0.20	2	0	84.2	70 - 127				
Ethylbenzene	1.8	0.20	2	0	89.0	70 - 124				
m,p-Xylene	3.6	0.40	4	0	90.3	70 - 130				
o-Xylene	1.8	0.20	2	0	88.0	70 - 124				
Toluene	1.8	0.20	2	0	90.1	70 - 123				
Xylenes, Total	5.4	0.30	6	0	89.5	70 - 130				
<i>Surr: 1,2-Dichloroethane-d4</i>	4.8	0.10	5	0	96.7	70 - 126				
<i>Surr: 4-Bromofluorobenzene</i>	4.7	0.10	5	0	94.2	77 - 113				
<i>Surr: Dibromofluoromethane</i>	5.0	0.10	5	0	99.0	77 - 123				
<i>Surr: Toluene-d8</i>	5.1	0.10	5	0	102	82 - 127				

MSD		Sample ID: HS25050559-15MSD			Units: mg/L		Analysis Date: 22-May-2025 18:54			
Client ID:		Run ID: VOA4_513825			SeqNo: 8853368		PrepDate:		DF: 100	
Analyte	Result	PQL	SPK Val	SPK Ref Value	%REC	Control Limit	RPD Ref Value	%RPD	RPD Limit	Qual
Benzene	1.6	0.20	2	0	81.0	70 - 127	1.684	3.92	20	
Ethylbenzene	1.6	0.20	2	0	81.2	70 - 124	1.780	9.17	20	
m,p-Xylene	3.4	0.40	4	0	86.0	70 - 130	3.612	4.83	20	
o-Xylene	1.6	0.20	2	0	82.3	70 - 124	1.759	6.66	20	
Toluene	1.7	0.20	2	0	85.7	70 - 123	1.802	5.03	20	
Xylenes, Total	5.1	0.30	6	0	84.8	70 - 130	5.371	5.43	20	
<i>Surr: 1,2-Dichloroethane-d4</i>	4.9	0.10	5	0	97.0	70 - 126	4.835	0.359	20	
<i>Surr: 4-Bromofluorobenzene</i>	4.9	0.10	5	0	97.2	77 - 113	4.708	3.14	20	
<i>Surr: Dibromofluoromethane</i>	4.8	0.10	5	0	95.1	77 - 123	4.950	3.98	20	
<i>Surr: Toluene-d8</i>	5.1	0.10	5	0	103	82 - 127	5.081	0.973	20	

The following samples were analyzed in this batch:

HS25050844-18	HS25050844-20	HS25050844-21	HS25050844-22
HS25050844-23	HS25050844-24	HS25050844-25	

Client: Environmental Resources Mgmt.
Project: Sulphur Dome
WorkOrder: HS25050844

QC BATCH REPORT

Batch ID: R513419 (0) **Instrument:** Skalar 03 **Method:** ALKALINITY BY SM2320B

MBLK		Sample ID: MBLK-05.19.2025		Units: mg/L		Analysis Date: 19-May-2025 09:49			
Client ID:		Run ID: Skalar 03_513419		SeqNo: 8833396		PrepDate:		DF: 1	
Analyte	Result	PQL	SPK Val	SPK Ref Value	%REC	Control Limit	RPD Ref Value	%RPD	RPD Limit Qual
Alkalinity, Bicarbonate (As CaCO3)	U	10.0							
Alkalinity, Carbonate (As CaCO3)	U	10.0							

LCS		Sample ID: LCS-05.19.2025		Units: mg/L		Analysis Date: 19-May-2025 09:55			
Client ID:		Run ID: Skalar 03_513419		SeqNo: 8833397		PrepDate:		DF: 1	
Analyte	Result	PQL	SPK Val	SPK Ref Value	%REC	Control Limit	RPD Ref Value	%RPD	RPD Limit Qual
Alkalinity, Carbonate (As CaCO3)	946	10.0	1000	0	94.6	85 - 115			

LCSD		Sample ID: LCSD-05.19.2025		Units: mg/L		Analysis Date: 19-May-2025 10:01			
Client ID:		Run ID: Skalar 03_513419		SeqNo: 8833371		PrepDate:		DF: 1	
Analyte	Result	PQL	SPK Val	SPK Ref Value	%REC	Control Limit	RPD Ref Value	%RPD	RPD Limit Qual
Alkalinity, Carbonate (As CaCO3)	925.4	10.0	1000	0	92.5	85 - 115	946	2.2	20

DUP		Sample ID: HS25050844-07DUP		Units: mg/L		Analysis Date: 19-May-2025 10:57			
Client ID: MW-3-500		Run ID: Skalar 03_513419		SeqNo: 8833380		PrepDate:		DF: 1	
Analyte	Result	PQL	SPK Val	SPK Ref Value	%REC	Control Limit	RPD Ref Value	%RPD	RPD Limit Qual
Alkalinity, Bicarbonate (As CaCO3)	U	10.0					0	0	20
Alkalinity, Carbonate (As CaCO3)	12.6	10.0					12.8	1.57	20

The following samples were analyzed in this batch:

HS25050844-01	HS25050844-02	HS25050844-03	HS25050844-04
HS25050844-05	HS25050844-06	HS25050844-07	HS25050844-08
HS25050844-09	HS25050844-10	HS25050844-11	

Client: Environmental Resources Mgmt.
Project: Sulphur Dome
WorkOrder: HS25050844

QC BATCH REPORT

Batch ID: R513427 (0)		Instrument: Skalar 03		Method: PH BY SM4500H+ B						
DUP	Sample ID: HS25050844-07DUP	Units: pH Units		Analysis Date: 19-May-2025 10:57						
Client ID: MW-3-500	Run ID: Skalar 03_513427	SeqNo: 8833543		PrepDate:		DF: 1				
Analyte	Result	PQL	SPK Val	SPK Ref Value	%REC	Control Limit	RPD Ref Value	%RPD	RPD Limit	Qual

pH	9.89	1.00					9.88	0.101	10	
Temp Deg C @pH	19.2	0					20.3	5.57	10	

The following samples were analyzed in this batch:

HS25050844-01	HS25050844-02	HS25050844-03	HS25050844-04
HS25050844-05	HS25050844-06	HS25050844-07	HS25050844-08
HS25050844-09	HS25050844-10	HS25050844-11	

Client: Environmental Resources Mgmt.
Project: Sulphur Dome
WorkOrder: HS25050844

QC BATCH REPORT

Batch ID: R513486 (0)		Instrument: WetChem_HS		Method: PH BY SM4500H+ B						
DUP	Sample ID: HS25050835-01DUP	Units: pH Units		Analysis Date: 20-May-2025 11:01						
Client ID:	Run ID: WetChem_HS_513486	SeqNo: 8835090		PrepDate:		DF: 1				
Analyte	Result	PQL	SPK Val	SPK Ref Value	%REC	Control Limit	RPD Ref Value	%RPD	RPD Limit	Qual

pH	8.12	1.00					8.09	0.37	10	
Temp Deg C @pH	20.3	0					20.3	0	10	

The following samples were analyzed in this batch:

HS25050844-12	HS25050844-13	HS25050844-14	HS25050844-15
HS25050844-16	HS25050844-17	HS25050844-18	

Client: Environmental Resources Mgmt.
Project: Sulphur Dome
WorkOrder: HS25050844

QC BATCH REPORT

Batch ID: R513542 (0) **Instrument:** Balance1 **Method:** TOTAL DISSOLVED SOLIDS BY SM2540C

MBLK Sample ID: **WMBLK-05202025** Units: **mg/L** Analysis Date: **20-May-2025 10:00**
 Client ID: Run ID: **Balance1_513542** SeqNo: **8836202** PrepDate: DF: **1**
 Analyte Result PQL SPK Val SPK Ref Value %REC Control Limit RPD Ref Value %RPD RPD Limit Qual

Total Dissolved Solids (Residue, Filterable) U 10.0

LCS Sample ID: **WLCS-05202025** Units: **mg/L** Analysis Date: **20-May-2025 10:00**
 Client ID: Run ID: **Balance1_513542** SeqNo: **8836201** PrepDate: DF: **1**
 Analyte Result PQL SPK Val SPK Ref Value %REC Control Limit RPD Ref Value %RPD RPD Limit Qual

Total Dissolved Solids (Residue, Filterable) 990 10.0 1000 0 99.0 85 - 115

DUP Sample ID: **HS25050672-01DUP** Units: **mg/L** Analysis Date: **20-May-2025 10:00**
 Client ID: Run ID: **Balance1_513542** SeqNo: **8836186** PrepDate: DF: **1**
 Analyte Result PQL SPK Val SPK Ref Value %REC Control Limit RPD Ref Value %RPD RPD Limit Qual

Total Dissolved Solids (Residue, Filterable) 2490 10.0 2350 5.79 20

DUP Sample ID: **HS25050645-07DUP** Units: **mg/L** Analysis Date: **20-May-2025 10:00**
 Client ID: Run ID: **Balance1_513542** SeqNo: **8836184** PrepDate: DF: **1**
 Analyte Result PQL SPK Val SPK Ref Value %REC Control Limit RPD Ref Value %RPD RPD Limit Qual

Total Dissolved Solids (Residue, Filterable) 2370 10.0 2210 6.99 20

The following samples were analyzed in this batch: HS25050844-01 HS25050844-02 HS25050844-03 HS25050844-04
 HS25050844-05 HS25050844-06

Client: Environmental Resources Mgmt.
Project: Sulphur Dome
WorkOrder: HS25050844

QC BATCH REPORT

Batch ID: R513633 (0)	Instrument: WetChem_HS	Method: SULFIDE BY SM4500 S2-F
--------------------------------	-------------------------------	---------------------------------------

MBLK	Sample ID: MBLK-R513633	Units: mg/L	Analysis Date: 21-May-2025 13:52							
Client ID:	Run ID: WetChem_HS_513633	SeqNo: 8838427	PrepDate: DF: 1							
Analyte	Result	PQL	SPK Val	SPK Ref Value	%REC	Control Limit	RPD Ref Value	RPD %RPD	RPD Limit	Qual

Sulfide U 5.00

LCS	Sample ID: LCS-R513633	Units: mg/L	Analysis Date: 21-May-2025 13:52							
Client ID:	Run ID: WetChem_HS_513633	SeqNo: 8838426	PrepDate: DF: 1							
Analyte	Result	PQL	SPK Val	SPK Ref Value	%REC	Control Limit	RPD Ref Value	RPD %RPD	RPD Limit	Qual

Sulfide 22.36 5.00 25 0 89.4 85 - 115

LCSD	Sample ID: LCSD-R513633	Units: mg/L	Analysis Date: 21-May-2025 13:52							
Client ID:	Run ID: WetChem_HS_513633	SeqNo: 8838425	PrepDate: DF: 1							
Analyte	Result	PQL	SPK Val	SPK Ref Value	%REC	Control Limit	RPD Ref Value	RPD %RPD	RPD Limit	Qual

Sulfide 22.16 5.00 25 0 88.6 85 - 115 22.36 0.898 20

MS	Sample ID: HS25050844-14MS	Units: mg/L	Analysis Date: 21-May-2025 13:52							
Client ID: MW-2-200	Run ID: WetChem_HS_513633	SeqNo: 8838424	PrepDate: DF: 1							
Analyte	Result	PQL	SPK Val	SPK Ref Value	%REC	Control Limit	RPD Ref Value	RPD %RPD	RPD Limit	Qual

Sulfide 26.56 5.00 25 5.36 84.8 80 - 120

The following samples were analyzed in this batch: HS25050844-13 HS25050844-14 HS25050844-18

Client: Environmental Resources Mgmt.
Project: Sulphur Dome
WorkOrder: HS25050844

QC BATCH REPORT

Batch ID: R513648 (0) **Instrument:** Balance1 **Method:** TOTAL DISSOLVED SOLIDS BY SM2540C

MBLK Sample ID: **WMBLK-05202025** Units: **mg/L** Analysis Date: **21-May-2025 10:00**
 Client ID: Run ID: **Balance1_513648** SeqNo: **8838684** PrepDate: DF: **1**
 Analyte Result PQL SPK Val SPK Ref Value %REC Control Limit RPD Ref Value %RPD RPD Limit Qual

Total Dissolved Solids (Residue, Filterable) U 10.0

LCS Sample ID: **WLCS-05202025** Units: **mg/L** Analysis Date: **21-May-2025 10:00**
 Client ID: Run ID: **Balance1_513648** SeqNo: **8838683** PrepDate: DF: **1**
 Analyte Result PQL SPK Val SPK Ref Value %REC Control Limit RPD Ref Value %RPD RPD Limit Qual

Total Dissolved Solids (Residue, Filterable) 1040 10.0 1000 0 104 85 - 115

DUP Sample ID: **HS25050971-02DUP** Units: **mg/L** Analysis Date: **21-May-2025 10:00**
 Client ID: Run ID: **Balance1_513648** SeqNo: **8838682** PrepDate: DF: **1**
 Analyte Result PQL SPK Val SPK Ref Value %REC Control Limit RPD Ref Value %RPD RPD Limit Qual

Total Dissolved Solids (Residue, Filterable) 14020 10.0 13980 0.286 20

DUP Sample ID: **HS25050844-07DUP** Units: **mg/L** Analysis Date: **21-May-2025 10:00**
 Client ID: **MW-3-500** Run ID: **Balance1_513648** SeqNo: **8838667** PrepDate: DF: **1**
 Analyte Result PQL SPK Val SPK Ref Value %REC Control Limit RPD Ref Value %RPD RPD Limit Qual

Total Dissolved Solids (Residue, Filterable) 2660 10.0 2860 7.25 20

The following samples were analyzed in this batch: HS25050844-07 HS25050844-08 HS25050844-09 HS25050844-10
 HS25050844-11

Client: Environmental Resources Mgmt.
Project: Sulphur Dome
WorkOrder: HS25050844

QC BATCH REPORT

Batch ID: R513677 (0)	Instrument: Balance1	Method: TOTAL DISSOLVED SOLIDS BY SM2540C
--------------------------------	-----------------------------	--

MBLK	Sample ID: WMBLK-05202025	Units: mg/L	Analysis Date: 21-May-2025 13:00							
Client ID:	Run ID: Balance1_513677	SeqNo: 8847747	PrepDate: DF: 1							
Analyte	Result	PQL	SPK Val	SPK Ref Value	%REC	Control Limit	RPD Ref Value	RPD %RPD	RPD Limit	Qual

Total Dissolved Solids (Residue, Filterable) U 10.0

LCS	Sample ID: WLCS-05202025	Units: mg/L	Analysis Date: 21-May-2025 13:00							
Client ID:	Run ID: Balance1_513677	SeqNo: 8847746	PrepDate: DF: 1							
Analyte	Result	PQL	SPK Val	SPK Ref Value	%REC	Control Limit	RPD Ref Value	RPD %RPD	RPD Limit	Qual

Total Dissolved Solids (Residue, Filterable) 980 10.0 1000 0 98.0 85 - 115

DUP	Sample ID: HS25050853-02DUP	Units: mg/L	Analysis Date: 21-May-2025 13:00							
Client ID:	Run ID: Balance1_513677	SeqNo: 8847743	PrepDate: DF: 1							
Analyte	Result	PQL	SPK Val	SPK Ref Value	%REC	Control Limit	RPD Ref Value	RPD %RPD	RPD Limit	Qual

Total Dissolved Solids (Residue, Filterable) 6420 10.0 6240 2.84 20

DUP	Sample ID: HS25050853-01DUP	Units: mg/L	Analysis Date: 21-May-2025 13:00							
Client ID:	Run ID: Balance1_513677	SeqNo: 8847741	PrepDate: DF: 1							
Analyte	Result	PQL	SPK Val	SPK Ref Value	%REC	Control Limit	RPD Ref Value	RPD %RPD	RPD Limit	Qual

Total Dissolved Solids (Residue, Filterable) 5180 10.0 4860 6.37 20

The following samples were analyzed in this batch:	HS25050844-12	HS25050844-13	HS25050844-14	HS25050844-15
	HS25050844-16	HS25050844-17	HS25050844-18	

Client: Environmental Resources Mgmt.
Project: Sulphur Dome
WorkOrder: HS25050844

QC BATCH REPORT

Batch ID: R513693 (0)	Instrument: WetChem_HS	Method: HYDROGEN SULFIDE BY E376.1
--------------------------------	-------------------------------	---

MBLK	Sample ID: MBLK-R513693	Units: mg/L	Analysis Date: 20-May-2025 10:00							
Client ID:	Run ID: WetChem_HS_513693	SeqNo: 8848071	PrepDate: DF: 1							
Analyte	Result	PQL	SPK Val	SPK Ref Value	%REC	Control Limit	RPD Ref Value	RPD %RPD	RPD Limit	Qual

Hydrogen Sulfide U 1.00

LCS	Sample ID: LCS-R513693	Units: mg/L	Analysis Date: 20-May-2025 10:00							
Client ID:	Run ID: WetChem_HS_513693	SeqNo: 8848070	PrepDate: DF: 1							
Analyte	Result	PQL	SPK Val	SPK Ref Value	%REC	Control Limit	RPD Ref Value	RPD %RPD	RPD Limit	Qual

Hydrogen Sulfide 23.76 1.00 26.56 0 89.4 80 - 120

LCSD	Sample ID: LCSD-R513693	Units: mg/L	Analysis Date: 20-May-2025 10:00							
Client ID:	Run ID: WetChem_HS_513693	SeqNo: 8848069	PrepDate: DF: 1							
Analyte	Result	PQL	SPK Val	SPK Ref Value	%REC	Control Limit	RPD Ref Value	RPD %RPD	RPD Limit	Qual

Hydrogen Sulfide 23.54 1.00 26.56 0 88.6 80 - 120 23.76 0.898 20

The following samples were analyzed in this batch: HS25050844-13 HS25050844-14 HS25050844-18

Client: Environmental Resources Mgmt.
Project: Sulphur Dome
WorkOrder: HS25050844

QC BATCH REPORT

Batch ID: R513819 (0)	Instrument: Skalar 03	Method: ALKALINITY BY SM2320B
--------------------------------	------------------------------	--------------------------------------

MBLK	Sample ID: MBLK-05.22.2025	Units: mg/L	Analysis Date: 22-May-2025 08:10							
Client ID:	Run ID: Skalar 03_513819	SeqNo: 8853220	PrepDate: DF: 1							
Analyte	Result	PQL	SPK Val	SPK Ref Value	%REC	Control Limit	RPD Ref Value	%RPD	RPD Limit	Qual
Alkalinity, Bicarbonate (As CaCO3)	U	10.0								
Alkalinity, Carbonate (As CaCO3)	U	10.0								

LCS	Sample ID: LCS-05.22.2025	Units: mg/L	Analysis Date: 22-May-2025 08:16							
Client ID:	Run ID: Skalar 03_513819	SeqNo: 8853221	PrepDate: DF: 1							
Analyte	Result	PQL	SPK Val	SPK Ref Value	%REC	Control Limit	RPD Ref Value	%RPD	RPD Limit	Qual
Alkalinity, Carbonate (As CaCO3)	977	10.0	1000	0	97.7	85 - 115				

LCSD	Sample ID: LCSD-05.22.2025	Units: mg/L	Analysis Date: 22-May-2025 08:22							
Client ID:	Run ID: Skalar 03_513819	SeqNo: 8853222	PrepDate: DF: 1							
Analyte	Result	PQL	SPK Val	SPK Ref Value	%REC	Control Limit	RPD Ref Value	%RPD	RPD Limit	Qual
Alkalinity, Carbonate (As CaCO3)	991.8	10.0	1000	0	99.2	85 - 115	977	1.5	20	

DUP	Sample ID: HS25050844-13DUP	Units: mg/L	Analysis Date: 22-May-2025 08:47							
Client ID: MW-2-700	Run ID: Skalar 03_513819	SeqNo: 8853227	PrepDate: DF: 1							
Analyte	Result	PQL	SPK Val	SPK Ref Value	%REC	Control Limit	RPD Ref Value	%RPD	RPD Limit	Qual
Alkalinity, Bicarbonate (As CaCO3)	66	10.0					69.4	5.02	20	
Alkalinity, Carbonate (As CaCO3)	156	10.0					160.2	2.66	20	

The following samples were analyzed in this batch:

HS25050844-12	HS25050844-13	HS25050844-14	HS25050844-15
HS25050844-16	HS25050844-17	HS25050844-18	

Client: Environmental Resources Mgmt.
Project: Sulphur Dome
WorkOrder: HS25050844

QC BATCH REPORT

Batch ID: R513927 (0) **Instrument:** ICS-Integrion **Method:** ANIONS BY SW9056A

MBLK		Sample ID: MBLK		Units: mg/L		Analysis Date: 24-May-2025 22:21				
Client ID:		Run ID: ICS-Integrion_513927		SeqNo: 8856097		PrepDate:		DF: 1		
Analyte	Result	PQL	SPK Val	SPK Ref Value	%REC	Control Limit	RPD Ref Value	%RPD	RPD Limit	Qual
Bromide	U	0.100								
Chloride	U	0.500								
Sulfate	U	0.500								

LCS		Sample ID: LCS		Units: mg/L		Analysis Date: 24-May-2025 22:33				
Client ID:		Run ID: ICS-Integrion_513927		SeqNo: 8856098		PrepDate:		DF: 1		
Analyte	Result	PQL	SPK Val	SPK Ref Value	%REC	Control Limit	RPD Ref Value	%RPD	RPD Limit	Qual
Bromide	3.649	0.100	4	0	91.2	80 - 120				
Chloride	19.84	0.500	20	0	99.2	80 - 120				
Sulfate	19.71	0.500	20	0	98.5	80 - 120				

MS		Sample ID: HS25050844-07MS		Units: mg/L		Analysis Date: 24-May-2025 23:08				
Client ID: MW-3-500		Run ID: ICS-Integrion_513927		SeqNo: 8856103		PrepDate:		DF: 40		
Analyte	Result	PQL	SPK Val	SPK Ref Value	%REC	Control Limit	RPD Ref Value	%RPD	RPD Limit	Qual
Bromide	77.2	4.00	80	0	96.5	80 - 120				
Chloride	1713	20.0	400	1293	105	80 - 120				
Sulfate	667	20.0	400	270.7	99.1	80 - 120				

MSD		Sample ID: HS25050844-07MSD		Units: mg/L		Analysis Date: 24-May-2025 23:14				
Client ID: MW-3-500		Run ID: ICS-Integrion_513927		SeqNo: 8856104		PrepDate:		DF: 40		
Analyte	Result	PQL	SPK Val	SPK Ref Value	%REC	Control Limit	RPD Ref Value	%RPD	RPD Limit	Qual
Bromide	76.89	4.00	80	0	96.1	80 - 120	77.2	0.405	20	
Chloride	1699	20.0	400	1293	101	80 - 120	1713	0.828	20	
Sulfate	657.6	20.0	400	270.7	96.7	80 - 120	667	1.42	20	

The following samples were analyzed in this batch:

HS25050844-01	HS25050844-02	HS25050844-03	HS25050844-04
HS25050844-05	HS25050844-06	HS25050844-07	HS25050844-08
HS25050844-09	HS25050844-10	HS25050844-11	HS25050844-12
HS25050844-13	HS25050844-14	HS25050844-15	HS25050844-16
HS25050844-17	HS25050844-18		

Client: Environmental Resources Mgmt.
Project: Sulphur Dome
WorkOrder: HS25050844

**QUALIFIERS,
ACRONYMS, UNITS**

Qualifier	Description
*	Value exceeds Regulatory Limit
a	Not accredited
B	Analyte detected in the associated Method Blank above the Reporting Limit
E	Value above quantitation range
H	Analyzed outside of Holding Time
J	Analyte detected below quantitation limit
M	Manually integrated, see raw data for justification
n	Not offered for accreditation
ND	Not Detected at the Reporting Limit
O	Sample amount is > 4 times amount spiked
P	Dual Column results percent difference > 40%
R	RPD above laboratory control limit
S	Spike Recovery outside laboratory control limits
U	Analyzed but not detected above the MDL/SDL

Acronym	Description
DCS	Detectability Check Study
DUP	Method Duplicate
LCS	Laboratory Control Sample
LCSD	Laboratory Control Sample Duplicate
MBLK	Method Blank
MDL	Method Detection Limit
MQL	Method Quantitation Limit
MS	Matrix Spike
MSD	Matrix Spike Duplicate
PDS	Post Digestion Spike
PQL	Practical Quantitation Limit
SD	Serial Dilution
SDL	Sample Detection Limit
TRRP	Texas Risk Reduction Program

Unit Reported	Description
mg/L	Milligrams per Liter

CERTIFICATIONS,ACCREDITATIONS & LICENSES

Agency	Number	Expire Date
Arizona	AZ0793	27-May-2026
Arkansas	88-00356_2024	17-Mar-2026
California	2919 - 2025	30-Apr-2026
Dept of Defense	L24-239	30-Apr-2026
Dept of Defense	L24-240	30-Apr-2026
Florida	E87611-38	30-Jun-2025
Illinois	2000322023-11	31-Jul-2025
Kansas	E-10352 2023-2024	31-Jul-2025
Louisiana	03087 2023-2024	30-Jun-2025
Maine	2024017	23-Jun-2026
Maryland	343 - 2025	30-Jun-2025
Minnesota	2856348	31-Dec-2025
Missouri	136	30-Sep-2026
Nebraska	NE-OS-25-13 - 2025	30-Apr-2026
New Hampshire	209425	24-Apr-2026
New Jersey	TX008	30-Jun-2025
New York	11707 - 2025	01-Apr-2026
North Carolina	624 - 2024	31-Dec-2025
North Dakota	R-193 2023-2024	30-Sep-2025
Oklahoma	2023-140	31-Aug-2025
Oregon	TX200002-013	15-May-2026
Pennsylvania	019	01-Jul-2026
Tennessee	TN	30-Apr-2026
Texas	T104704231 TX-C24-00130	30-Apr-2026
Utah	TX026932023-14	31-Jul-2025

Sample Receipt Checklist

Work Order ID: HS25050844

Date/Time Received: **16-May-2025 09:43**

Client Name: ERMSW-HOU

Received by: **Edgar Zheku**

Completed By: /S/ Ruben Estrada-Jr 17-May-2025 14:13 Reviewed by: /S/ Caden.Lafontaine 19-May-2025 12:28
 eSignature Date/Time eSignature Date/Time

Matrices: **WATER**

Carrier name: **Client**

- Shipping container/cooler in good condition? Yes No Not Present
- Custody seals intact on shipping container/cooler? Yes No Not Present
- Custody seals intact on sample bottles? Yes No Not Present
- VOA/TX1005/TX1006 Solids in hermetically sealed vials? Yes No Not Present
- Chain of custody present? Yes No 3 Page(s)
- Chain of custody signed when relinquished and received? Yes No COC
- Samplers name present on COC? Yes No IDs:342458/341848/341847
- Chain of custody agrees with sample labels? Yes No
- Samples in proper container/bottle? Yes No
- Sample containers intact? Yes No
- Sufficient sample volume for indicated test? Yes No
- All samples received within holding time? Yes No
- Container/Temp Blank temperature in compliance? Yes No

Temperature(s)/Thermometer(s): 5.2C/5.9C/5.2C/5.8C/5.7C/5.2C/4.2C IR36
 Cooler(s)/Kit(s): 51892/53751/52548/53752/5374/
 Date/Time sample(s) sent to storage: 5/16/25

- Water - VOA vials have zero headspace? Yes No No VOA vials submitted
- Water - pH acceptable upon receipt? Yes No N/A
- pH adjusted? Yes No N/A
- pH adjusted by:

Login Notes: Sample containers for sulfide are in the wrong containers (cyanide preservative) 3 sample sets (ID#MW-2-200, MW-2-500, MW-2-700) are in the proper containers. Sample MW-3-500 COC states 11 bottles received 33 bottles (extra volume for MS/MSD)

Client Contacted: _____ Date Contacted: _____ Person Contacted: _____
 Contacted By: _____ Regarding: _____
 Comments:
 Corrective Action:



Cincinnati, OH
+1 513 733 5336

Everett, WA
+1 425 356 2600

Fort Collins, CO
+1 970 490 1511

Holland, MI
+1 616 399 6070

Chain of Custody Form

HS25050844

WV

Environmental Resources Mgmt.
Sulphur Dome

Page 1 of 3

COC ID: 342458



ALS Project Manager:

Customer Information		Project Information		
Purchase Order	0777906	Project Name	Sulphur Dome	A 8260_LL_W (Low Level VOC (8260) BTEX)
Work Order		Project Number		B ICP:As,Ba,Ca,Cr,Fe,Pb,Mg,Mn,K,Na,Sr,Zn,Ni,V
Company Name	Environmental Resources Mgmt.	Bill To Company	Environmental Resources Mgmt.	C HG_W (Mercury)
Send Report To	Scott Himes	Invoice Attn	Accounts Payable	D MA EPH_W_La (MA EPH)
Address	CityCentre Four 840 W. Sam Houston Pkwy., Suite 6	Address	CityCentre Four 840 W. Sam Houston Pkwy., Suite 6	E MA VPH_LA_W
				F 9056_anions_W (Cl,SO4,Br) / pH
City/State/Zip	Houston, TX 77024	City/State/Zip	Houston TX 77024	G ALK_W2320B (carb, bicarb)
Phone	(281) 600-1000	Phone	(281) 600-1000	H H2S_W (H2S)
Fax	(281) 600-1001	Fax	(281) 600-1001	I SULFD_4500S F (Sulfide)
e-Mail Address	scott.himes@erm.com	e-Mail Address	ERMNAAccountsPayable@erm.com	J TDS_W 2540C (TDS)

No.	Sample Description	Date	Time	Matrix	Pres.	# Bottles	A	B	C	D	E	F	G	H	I	J	Hold
1	MW-1-700	5/13/25	9:40	W	1,2,4,8	11	X	X	X	X	X	X	X	X	X	X	
2	MW-1-500		11:40														
3	MW-1-200		12:40														
4	019-1055		13:50														
5	Cottages		14:00														
6	FB-051325		12:50	↓		↓											
7	MW-3-500 (+MS, MSD)	5/14/25	9:10	W	1,2,4,8	11											
8	GW-DUP-01		99:99														
9	GW-Rinsate		10:35														
10	MW-3-200		12:05														

Sampler(s) Please Print & Sign: Taylor Brown Shipment Method: Taylor Brown Required Turnaround Time: (Check Box) STD 10 Wk Days 5 Wk Days 2 Wk Days 24 Hour Results Due Date: _____

Relinquished by: Taylor Brown Date: 5/15/25 Time: 15:30 Received by: _____ Notes: ERM Sulphur Dome

Relinquished by: Zedric Gpus Date: 5/16/25 Time: 9:43 Received by (Laboratory): 05/16/2025 09:43 Checked by (Laboratory): _____

Logged by (Laboratory): _____

Preservative Key: 1-HCl 2-HNO₃ 3-H₂SO₄ 4-NaOH 5-Na₂S₂O₃ 6-NaHSO₄ 7-Other 8-4°C 9-5035

Cooler ID: 51892 Cooler Temp.: 5.0 QC Package: (Check One Box Below) Level II Std QC TRAP Checklist Level III Std GC/Raw Data TRAP Level IV Level IV SW648/CLP Other

Cooler ID: 53751 Cooler Temp.: 5.9

Cooler ID: 52548 Cooler Temp.: 5.2

Note: 1. Any changes must be made in writing once samples and COC Form have been submitted to ALS Environmental.
 2. Unless otherwise agreed in a formal contract, services provided by ALS Environmental are expressly limited to the terms and conditions stated on the reverse.
 3. The Chain of Custody is a legal document. All information must be completed accurately.

53452 5.9 52355 5.2 Copyright 2011 by ALS Environmental.
 02/24/25 02/24/25 02/24/25 TR 36 1#0.0



Cincinnati, OH
+1 513 733 5336

Everett, WA
+1 425 356 2600

Fort Collins, CO
+1 970 490 1511

Holland, MI
+1 616 399 6070

Chain of Custody Form

HS25050844

WV

Page 2 of 3

COC ID: **341848**

Environmental Resources Mgmt.
Sulphur Dome



ALS Project Manager:

Customer Information		Project Information		
Purchase Order	C717906	Project Name	Sulphur Dome	A 8260_LL_W (Low Level VOC (8260) BTEX)
Work Order		Project Number		B ICP:As,Ba,Ca,Cr,Fe,Pb,Mg,Mn,K,Na,Sr,Zn,Ni,V
Company Name	Environmental Resources Mgmt	Bill To Company	Environmental Resources Mgmt.	C HG_W (Mercury)
Send Report To	Scott Himes	Invoice Attn	Accounts Payable	D MA EPH_W_La (MA, EPH)
Address	CityCentre Four 840 W. Sam Houston Pkwy., Suite 6	Address	CityCentre Four 840 W. Sam Houston Pkwy., Suite 6	E MA VPH_LA_W
				F 9056_anions_W (Cl,SO4,Br) / pH
City/State/Zip	Houston, TX 77024	City/State/Zip	Houston TX 77024	G ALK_W 2320B (carb, bicarb)
Phone	(281) 600-1030	Phone	(281) 600-1000	H H2S_W (H2S)
Fax	(281) 600-1001	Fax	(281) 600-1001	I SU_FD_4500S F (Sulfide)
e-Mail Address	scott.himes@erm.com	e-Mail Address	ERMNAAccountsPayable@erm.com	J TDS_W 2540C (TDS)

No.	Sample Description	Date	Time	Matrix	Pres.	# Bottles	A	B	C	D	E	F	G	H	I	J	Hold
1	MW-3-700	5/14/25	14:00	W	1,2,4,8	11	X	X	X	X	X	X	X	X	X	X	
2	FB-051425	5/14/25	14:15														
3	MW-2-700	5/15/25	8:20														
4	MW-2-200		10:15														
5	FB-051525		9:30														
6	019-580		11:10														
7	019-995		11:30														
8	MW-2-500		14:20														
9																	
10																	

Sampler(s) Please Print & Sign <i>Taylor Brown</i>		Shipment Method		Required Turnaround Time: (Check Box) <input type="checkbox"/> Other <input checked="" type="checkbox"/> 5-7 Business Days <input type="checkbox"/> 5-7 Days <input type="checkbox"/> 2-3 Weeks <input type="checkbox"/> 2-4 Weeks				Results Due Date:			
Relinquished by: <i>Taylor Brown</i>	Date: 5/15/25	Time: 15:30	Received by:	Notes: ERM Sulphur Dome							
Relinquished by: <i>Zoe Mc Coy</i>	Date: 5/16/25	Time: 9:43	Received by (Laboratory): <i>Zoe Mc Coy</i>	Cooler ID	Cooler Temp.	QC Package: (Check One Box Below)					
Logged by (Laboratory):	Date:	Time:	Checked by (Laboratory):			<input checked="" type="checkbox"/> Level II Std. CK	<input type="checkbox"/> TRRP Check dist				
Preservative Key: 1-HCl 2-HNO ₃ 3-H ₂ SO ₄ 4-NaOH 5-Na ₂ S ₂ O ₃ 6-NaHSO ₄ 7-Other 8-4°C 9-5035						<input type="checkbox"/> Level III Std. QC/RAW Data	<input type="checkbox"/> TRRP Level IV				
						<input type="checkbox"/> Level IV Std. 842/CLP					
						Other:					

Note: 1. Any changes must be made in writing once samples and COC Form have been submitted to ALS Environmental.
 2. Unless otherwise agreed in a formal contract, services provided by ALS Environmental are expressly limited to the terms and conditions stated on the reverse.
 3. The Chain of Custody is a legal document. All information must be completed accurately.



Cincinnati, OH
+1 513 733 5336

Fort Collins, CO
+1 970 490 1511

Everett, WA
+1 425 356 2600

Holland, MI
+1 616 399 6070

Chain of Custody Form

Page 3 of 3

COC ID: 341847

HS25050844

WV

Environmental Resources Mgmt.
Sulphur Dome



ALS Project Manager:

Customer Information		Project Information		
Purchase Order	C777906	Project Name	Sulphur Dome	A 8260_LL_W (Low Level VCC (8260) BLEA)
Work Order		Project Number		B ICP:As,Ba,Ca,Cr, Fe,Pb,Mg,Mn,K,Na, Sr,Zn,Ni,V
Company Name	Environmental Resources Mgmt	Bill To Company	Environmental Resources Mgmt.	C HG_W (Mercury)
Send Report To	Scott Himes	Invoice Attn	Accounts Payable	D MA EPH_W_La (MA, EPH)
Address	CityCentre Four 840 W. Sam Houston Pkwy., Suite 6	Address	CityCentre Four 840 W. Sam Houston Pkwy., Suite 6	E MA VPH_LA_W
				F 9056_anions_W (Cl,SO4,Br) / pH
City/State/Zip	Houston, TX 77024	City/State/Zip	Houston TX 77024	G ALK_W 2320B (carb, bicarb)
Phone	(281) 600-1000	Phone	(281) 600-1000	H H2S_W (H2S)
Fax	(281) 600-1001	Fax	(281) 600-1001	I SU_FD_4500S F (Sulf de)
e-Mail Address	scott.himes@erm.com	e-Mail Address	ERMNAAccountsPayable@erm.com	J TDS_W 2540C (TDS)

No.	Sample Description	Date	Time	Matrix	Pres.	# Bottles	A	B	C	D	E	F	G	H	I	J	Hold
1	CG-032625-475	—	—	Water	1	2	X										
2	CG-032625-471						X										
3	CG-032625-472						X										
4	CG-032625-466						X										
5	CG-032625-470						X										
6	CG-032625-465																
7	CG-032625-058																
8																	
9																	
10																	

Sampler(s) Please Print & Sign Taylor Brown		Shipment Method		Required Turnaround Time: (Check Box) <input checked="" type="checkbox"/> 5-10 Wk Days <input type="checkbox"/> 5 Wk Days <input type="checkbox"/> 5 Wk Days <input type="checkbox"/> 24-48 Hrs				Results Due Date:				
Relinquished by: Taylor Brown		Date: 3/15/25	Time: 15:30	Received by:		Notes: ERM Sulphur Dome						
Relinquished by: Zane Capes		Date: 3/16/25	Time: 9:43	Received by (Laboratory): [Signature]		Cooler ID	Cooler Temp.	QC Package: (Check One Box Below)				
Logged by (Laboratory):		Date:	Time:	Checked by (Laboratory):		<input checked="" type="checkbox"/> Level II Std OC	<input type="checkbox"/> TRIP Check dist					
						<input type="checkbox"/> Level II Std QC/RAW Data	<input type="checkbox"/> TRIP Level IV					
						<input type="checkbox"/> Level IV SW-043/CLP						
						<input type="checkbox"/> Other						
Preservative Key: 1-HCl 2-HNO ₃ 3-H ₂ SO ₄ 4-NaOH 5-Na ₂ S ₂ O ₃ 6-NaHSO ₄ 7-Other 8-4°C 9-5035												

Note: 1. Any changes must be made in writing once samples and COC Form have been submitted to ALS Environmental.
 2. Unless otherwise agreed in a formal contract, services provided by ALS Environmental are expressly limited to the terms and conditions stated on the reverse.
 3. The Chain of Custody is a legal document. All information must be completed accurately.

Copyright 2011 by ALS Environmental.



10450 Stancliff Rd. Suite 210
Houston, TX 77099
T: +1 281 530 5656
F: +1 281 530 5887

June 05, 2025

Scott Himes
Environmental Resources Mgmt.
CityCentre Four
840 W. Sam Houston Pkwy., Suite 600
Houston, TX 77024

Work Order: **HS25051536**

Laboratory Results for: **Sulphur Dome**

Dear Scott Himes,

ALS Environmental received 17 sample(s) on May 30, 2025 for the analysis presented in the following report.

The analytical data provided relates directly to the samples received by ALS Environmental and for only the analyses requested. Results are expressed as "as received" unless otherwise noted.

QC sample results for this data met EPA or laboratory specifications except as noted in the Case Narrative or as noted with qualifiers in the QC batch information. Should this laboratory report need to be reproduced, it should be reproduced in full unless written approval has been obtained by ALS Environmental. Samples will be disposed in 30 days unless storage arrangements are made.

If you have any questions regarding this report, please feel free to call me.

Sincerely,

Generated By: DAYNA.FISHER
Alexis Dorenbosch

Client: Environmental Resources Mgmt.
Project: Sulphur Dome
Work Order: HS25051536

SAMPLE SUMMARY

Lab Samp ID	Client Sample ID	Matrix	TagNo	Collection Date	Date Received	Hold
HS25051536-01	MW-3-200	Water		30-May-2025 08:30	30-May-2025 14:16	<input type="checkbox"/>
HS25051536-02	MW-3-500	Water		30-May-2025 09:45	30-May-2025 14:16	<input type="checkbox"/>
HS25051536-03	FB-053025	Water		30-May-2025 10:30	30-May-2025 14:16	<input type="checkbox"/>
HS25051536-04	Cottages	Water		28-May-2025 12:50	30-May-2025 14:16	<input type="checkbox"/>
HS25051536-05	019-995	Water		28-May-2025 12:30	30-May-2025 14:16	<input type="checkbox"/>
HS25051536-06	FB052825	Water		28-May-2025 17:45	30-May-2025 14:16	<input type="checkbox"/>
HS25051536-07	DUP 01	Water		29-May-2025 00:00	30-May-2025 14:16	<input type="checkbox"/>
HS25051536-08	MW-1-200	Water		28-May-2025 16:30	30-May-2025 14:16	<input type="checkbox"/>
HS25051536-09	MW-1-500	Water		28-May-2025 17:45	30-May-2025 14:16	<input type="checkbox"/>
HS25051536-10	MW-1-700	Water		29-May-2025 08:30	30-May-2025 14:16	<input type="checkbox"/>
HS25051536-11	MW-2-500	Water		29-May-2025 10:30	30-May-2025 14:16	<input type="checkbox"/>
HS25051536-12	MW-2-200	Water		29-May-2025 12:10	30-May-2025 14:16	<input type="checkbox"/>
HS25051536-13	019-1055	Water		29-May-2025 09:00	30-May-2025 14:16	<input type="checkbox"/>
HS25051536-14	019-580	Water		29-May-2025 09:10	30-May-2025 14:16	<input type="checkbox"/>
HS25051536-15	FB-052925	Water		29-May-2025 15:20	30-May-2025 14:16	<input type="checkbox"/>
HS25051536-16	MW-2-700	Water		29-May-2025 13:45	30-May-2025 14:16	<input type="checkbox"/>
HS25051536-17	MW-3-700	Water		29-May-2025 15:40	30-May-2025 14:16	<input type="checkbox"/>

Client: Environmental Resources Mgmt.
Project: Sulphur Dome
Work Order: HS25051536

CASE NARRATIVE

Work Order Comments

- Login Notes: Trip Blank listed on Chain of Custody, but not received.
-

WetChemistry by Method E376.1

Batch ID: R514553,R514709

- The test results meet requirements of the current NELAP standards, state requirements or programs where applicable.
-

WetChemistry by Method SM4500 S2-F

Batch ID: R514551,R514708

- The test results meet requirements of the current NELAP standards, state requirements or programs where applicable.
-

Client: Environmental Resources Mgmt.
 Project: Sulphur Dome
 Sample ID: MW-3-200
 Collection Date: 30-May-2025 08:30

ANALYTICAL REPORT

WorkOrder:HS25051536
 Lab ID:HS25051536-01
 Matrix:Water

ANALYSES	RESULT	QUAL	MDL	REPORT LIMIT	UNITS	DILUTION FACTOR	DATE ANALYZED
HYDROGEN SULFIDE BY E376.1		Method:E376.1					Analyst: CD
Hydrogen Sulfide	9.78		0.500	1.00	mg/L	1	05-Jun-2025 10:00
SULFIDE BY SM4500 S2-F		Method:SM4500 S2-F					Analyst: CD
Sulfide	9.20		0.920	5.00	mg/L	1	05-Jun-2025 10:00

Note: See Qualifiers Page for a list of qualifiers and their explanation.

Client: Environmental Resources Mgmt.
 Project: Sulphur Dome
 Sample ID: MW-3-500
 Collection Date: 30-May-2025 09:45

ANALYTICAL REPORT

WorkOrder:HS25051536
 Lab ID:HS25051536-02
 Matrix:Water

ANALYSES	RESULT	QUAL	MDL	REPORT LIMIT	UNITS	DILUTION FACTOR	DATE ANALYZED
HYDROGEN SULFIDE BY E376.1		Method:E376.1					Analyst: CD
Hydrogen Sulfide	3.40		0.500	1.00	mg/L	1	05-Jun-2025 10:00
SULFIDE BY SM4500 S2-F		Method:SM4500 S2-F					Analyst: CD
Sulfide	3.20	J	0.920	5.00	mg/L	1	05-Jun-2025 10:00

Note: See Qualifiers Page for a list of qualifiers and their explanation.

Client: Environmental Resources Mgmt.
 Project: Sulphur Dome
 Sample ID: FB-053025
 Collection Date: 30-May-2025 10:30

ANALYTICAL REPORT

WorkOrder:HS25051536
 Lab ID:HS25051536-03
 Matrix:Water

ANALYSES	RESULT	QUAL	MDL	REPORT LIMIT	UNITS	DILUTION FACTOR	DATE ANALYZED
HYDROGEN SULFIDE BY E376.1		Method:E376.1		Analyst: CD			
Hydrogen Sulfide	U		0.500	1.00	mg/L	1	05-Jun-2025 10:00
SULFIDE BY SM4500 S2-F		Method:SM4500 S2-F		Analyst: CD			
Sulfide	U		0.920	5.00	mg/L	1	05-Jun-2025 10:00

Note: See Qualifiers Page for a list of qualifiers and their explanation.

Client: Environmental Resources Mgmt.
 Project: Sulphur Dome
 Sample ID: Cottages
 Collection Date: 28-May-2025 12:50

ANALYTICAL REPORT

WorkOrder:HS25051536
 Lab ID:HS25051536-04
 Matrix:Water

ANALYSES	RESULT	QUAL	MDL	REPORT LIMIT	UNITS	DILUTION FACTOR	DATE ANALYZED
HYDROGEN SULFIDE BY E376.1		Method:E376.1		Analyst: CD			
Hydrogen Sulfide	3.74		0.500	1.00	mg/L	1	02-Jun-2025 16:00
SULFIDE BY SM4500 S2-F		Method:SM4500 S2-F		Analyst: CD			
Sulfide	3.52	J	0.920	5.00	mg/L	1	02-Jun-2025 16:00

Note: See Qualifiers Page for a list of qualifiers and their explanation.

Client: Environmental Resources Mgmt.
 Project: Sulphur Dome
 Sample ID: 019-995
 Collection Date: 28-May-2025 12:30

ANALYTICAL REPORT

WorkOrder:HS25051536
 Lab ID:HS25051536-05
 Matrix:Water

ANALYSES	RESULT	QUAL	MDL	REPORT LIMIT	UNITS	DILUTION FACTOR	DATE ANALYZED
HYDROGEN SULFIDE BY E376.1		Method:E376.1					Analyst: CD
Hydrogen Sulfide	0.552	J	0.500	1.00	mg/L	1	02-Jun-2025 16:00
SULFIDE BY SM4500 S2-F		Method:SM4500 S2-F					Analyst: CD
Sulfide	U		0.920	5.00	mg/L	1	02-Jun-2025 16:00

Note: See Qualifiers Page for a list of qualifiers and their explanation.

Client: Environmental Resources Mgmt.
 Project: Sulphur Dome
 Sample ID: FB052825
 Collection Date: 28-May-2025 17:45

ANALYTICAL REPORT

WorkOrder:HS25051536
 Lab ID:HS25051536-06
 Matrix:Water

ANALYSES	RESULT	QUAL	MDL	REPORT LIMIT	UNITS	DILUTION FACTOR	DATE ANALYZED
HYDROGEN SULFIDE BY E376.1		Method:E376.1		Analyst: CD			
Hydrogen Sulfide	U		0.500	1.00	mg/L	1	02-Jun-2025 16:00
SULFIDE BY SM4500 S2-F		Method:SM4500 S2-F		Analyst: CD			
Sulfide	U		0.920	5.00	mg/L	1	02-Jun-2025 16:00

Note: See Qualifiers Page for a list of qualifiers and their explanation.

Client: Environmental Resources Mgmt.
 Project: Sulphur Dome
 Sample ID: DUP 01
 Collection Date: 29-May-2025 00:00

ANALYTICAL REPORT

WorkOrder:HS25051536
 Lab ID:HS25051536-07
 Matrix:Water

ANALYSES	RESULT	QUAL	MDL	REPORT LIMIT	UNITS	DILUTION FACTOR	DATE ANALYZED
HYDROGEN SULFIDE BY E376.1		Method:E376.1					Analyst: CD
Hydrogen Sulfide	4.80		0.500	1.00	mg/L	1	02-Jun-2025 16:00
SULFIDE BY SM4500 S2-F		Method:SM4500 S2-F					Analyst: CD
Sulfide	4.52	J	0.920	5.00	mg/L	1	02-Jun-2025 16:00

Note: See Qualifiers Page for a list of qualifiers and their explanation.

Client: Environmental Resources Mgmt.
 Project: Sulphur Dome
 Sample ID: MW-1-200
 Collection Date: 28-May-2025 16:30

ANALYTICAL REPORT
 WorkOrder:HS25051536
 Lab ID:HS25051536-08
 Matrix:Water

ANALYSES	RESULT	QUAL	MDL	REPORT LIMIT	UNITS	DILUTION FACTOR	DATE ANALYZED
HYDROGEN SULFIDE BY E376.1		Method:E376.1					Analyst: CD
Hydrogen Sulfide	4.80		0.500	1.00	mg/L	1	02-Jun-2025 16:00
SULFIDE BY SM4500 S2-F		Method:SM4500 S2-F					Analyst: CD
Sulfide	4.52	J	0.920	5.00	mg/L	1	02-Jun-2025 16:00

Note: See Qualifiers Page for a list of qualifiers and their explanation.

Client: Environmental Resources Mgmt.
 Project: Sulphur Dome
 Sample ID: MW-1-500
 Collection Date: 28-May-2025 17:45

ANALYTICAL REPORT
 WorkOrder:HS25051536
 Lab ID:HS25051536-09
 Matrix:Water

ANALYSES	RESULT	QUAL	MDL	REPORT LIMIT	UNITS	DILUTION FACTOR	DATE ANALYZED
HYDROGEN SULFIDE BY E376.1		Method:E376.1					Analyst: CD
Hydrogen Sulfide	1.62		0.500	1.00	mg/L	1	02-Jun-2025 16:00
SULFIDE BY SM4500 S2-F		Method:SM4500 S2-F					Analyst: CD
Sulfide	1.52	J	0.920	5.00	mg/L	1	02-Jun-2025 16:00

Note: See Qualifiers Page for a list of qualifiers and their explanation.

Client: Environmental Resources Mgmt.
 Project: Sulphur Dome
 Sample ID: MW-1-700
 Collection Date: 29-May-2025 08:30

ANALYTICAL REPORT

WorkOrder:HS25051536
 Lab ID:HS25051536-10
 Matrix:Water

ANALYSES	RESULT	QUAL	MDL	REPORT LIMIT	UNITS	DILUTION FACTOR	DATE ANALYZED
HYDROGEN SULFIDE BY E376.1		Method:E376.1					Analyst: CD
Hydrogen Sulfide	3.74		0.500	1.00	mg/L	1	02-Jun-2025 16:00
SULFIDE BY SM4500 S2-F		Method:SM4500 S2-F					Analyst: CD
Sulfide	3.52	J	0.920	5.00	mg/L	1	02-Jun-2025 16:00

Note: See Qualifiers Page for a list of qualifiers and their explanation.

Client: Environmental Resources Mgmt.
 Project: Sulphur Dome
 Sample ID: MW-2-500
 Collection Date: 29-May-2025 10:30

ANALYTICAL REPORT

WorkOrder:HS25051536
 Lab ID:HS25051536-11
 Matrix:Water

ANALYSES	RESULT	QUAL	MDL	REPORT LIMIT	UNITS	DILUTION FACTOR	DATE ANALYZED
HYDROGEN SULFIDE BY E376.1		Method:E376.1					Analyst: CD
Hydrogen Sulfide	3.74		0.500	1.00	mg/L	1	02-Jun-2025 16:00
SULFIDE BY SM4500 S2-F		Method:SM4500 S2-F					Analyst: CD
Sulfide	3.52	J	0.920	5.00	mg/L	1	02-Jun-2025 16:00

Note: See Qualifiers Page for a list of qualifiers and their explanation.

Client: Environmental Resources Mgmt.
Project: Sulphur Dome
Sample ID: MW-2-200
Collection Date: 29-May-2025 12:10

ANALYTICAL REPORT
WorkOrder:HS25051536
Lab ID:HS25051536-12
Matrix:Water

ANALYSES	RESULT	QUAL	MDL	REPORT LIMIT	UNITS	DILUTION FACTOR	DATE ANALYZED
HYDROGEN SULFIDE BY E376.1		Method:E376.1		Analyst: CD			
Hydrogen Sulfide	0.552	J	0.500	1.00	mg/L	1	02-Jun-2025 16:00
SULFIDE BY SM4500 S2-F		Method:SM4500 S2-F		Analyst: CD			
Sulfide	U		0.920	5.00	mg/L	1	02-Jun-2025 16:00

Note: See Qualifiers Page for a list of qualifiers and their explanation.

Client: Environmental Resources Mgmt.
 Project: Sulphur Dome
 Sample ID: 019-1055
 Collection Date: 29-May-2025 09:00

ANALYTICAL REPORT

WorkOrder:HS25051536
 Lab ID:HS25051536-13
 Matrix:Water

ANALYSES	RESULT	QUAL	MDL	REPORT LIMIT	UNITS	DILUTION FACTOR	DATE ANALYZED
HYDROGEN SULFIDE BY E376.1		Method:E376.1		Analyst: CD			
Hydrogen Sulfide	U		0.500	1.00	mg/L	1	02-Jun-2025 16:00
SULFIDE BY SM4500 S2-F		Method:SM4500 S2-F		Analyst: CD			
Sulfide	U		0.920	5.00	mg/L	1	02-Jun-2025 16:00

Note: See Qualifiers Page for a list of qualifiers and their explanation.

Client: Environmental Resources Mgmt.
 Project: Sulphur Dome
 Sample ID: 019-580
 Collection Date: 29-May-2025 09:10

ANALYTICAL REPORT

WorkOrder:HS25051536
 Lab ID:HS25051536-14
 Matrix:Water

ANALYSES	RESULT	QUAL	MDL	REPORT LIMIT	UNITS	DILUTION FACTOR	DATE ANALYZED
HYDROGEN SULFIDE BY E376.1		Method:E376.1					Analyst: CD
Hydrogen Sulfide	1.62		0.500	1.00	mg/L	1	02-Jun-2025 16:00
SULFIDE BY SM4500 S2-F		Method:SM4500 S2-F					Analyst: CD
Sulfide	1.52	J	0.920	5.00	mg/L	1	02-Jun-2025 16:00

Note: See Qualifiers Page for a list of qualifiers and their explanation.

Client: Environmental Resources Mgmt.
Project: Sulphur Dome
Sample ID: FB-052925
Collection Date: 29-May-2025 15:20

ANALYTICAL REPORT
WorkOrder:HS25051536
Lab ID:HS25051536-15
Matrix:Water

ANALYSES	RESULT	QUAL	MDL	REPORT LIMIT	UNITS	DILUTION FACTOR	DATE ANALYZED
HYDROGEN SULFIDE BY E376.1		Method:E376.1					Analyst: CD
Hydrogen Sulfide	0.552	J	0.500	1.00	mg/L	1	02-Jun-2025 16:00
SULFIDE BY SM4500 S2-F		Method:SM4500 S2-F					Analyst: CD
Sulfide	U		0.920	5.00	mg/L	1	02-Jun-2025 16:00

Note: See Qualifiers Page for a list of qualifiers and their explanation.

Client: Environmental Resources Mgmt.
 Project: Sulphur Dome
 Sample ID: MW-2-700
 Collection Date: 29-May-2025 13:45

ANALYTICAL REPORT

WorkOrder:HS25051536
 Lab ID:HS25051536-16
 Matrix:Water

ANALYSES	RESULT	QUAL	MDL	REPORT LIMIT	UNITS	DILUTION FACTOR	DATE ANALYZED
HYDROGEN SULFIDE BY E376.1		Method:E376.1		Analyst: CD			
Hydrogen Sulfide	1.62		0.500	1.00	mg/L	1	02-Jun-2025 16:00
SULFIDE BY SM4500 S2-F		Method:SM4500 S2-F		Analyst: CD			
Sulfide	1.52	J	0.920	5.00	mg/L	1	02-Jun-2025 16:00

Note: See Qualifiers Page for a list of qualifiers and their explanation.

Client: Environmental Resources Mgmt.
 Project: Sulphur Dome
 Sample ID: MW-3-700
 Collection Date: 29-May-2025 15:40

ANALYTICAL REPORT

WorkOrder:HS25051536
 Lab ID:HS25051536-17
 Matrix:Water

ANALYSES	RESULT	QUAL	MDL	REPORT LIMIT	UNITS	DILUTION FACTOR	DATE ANALYZED
HYDROGEN SULFIDE BY E376.1		Method:E376.1					Analyst: CD
Hydrogen Sulfide	3.74		0.500	1.00	mg/L	1	02-Jun-2025 16:00
SULFIDE BY SM4500 S2-F		Method:SM4500 S2-F					Analyst: CD
Sulfide	3.52	J	0.920	5.00	mg/L	1	02-Jun-2025 16:00

Note: See Qualifiers Page for a list of qualifiers and their explanation.

Client: Environmental Resources Mgmt.
Project: Sulphur Dome
WorkOrder: HS25051536

DATES REPORT

Sample ID	Client Samp ID	Collection Date	Leachate Date	Prep Date	Analysis Date	DF
Batch ID: R514551 (0)		Test Name : SULFIDE BY SM4500 S2-F			Matrix: Water	
HS25051536-04	Cottages	28 May 2025 12:50			02 Jun 2025 16:00	1
HS25051536-05	019-995	28 May 2025 12:30			02 Jun 2025 16:00	1
HS25051536-06	FB052825	28 May 2025 17:45			02 Jun 2025 16:00	1
HS25051536-07	DUP 01	29 May 2025 00:00			02 Jun 2025 16:00	1
HS25051536-08	MW-1-200	28 May 2025 16:30			02 Jun 2025 16:00	1
HS25051536-09	MW-1-500	28 May 2025 17:45			02 Jun 2025 16:00	1
HS25051536-10	MW-1-700	29 May 2025 08:30			02 Jun 2025 16:00	1
HS25051536-11	MW-2-500	29 May 2025 10:30			02 Jun 2025 16:00	1
HS25051536-12	MW-2-200	29 May 2025 12:10			02 Jun 2025 16:00	1
HS25051536-13	019-1055	29 May 2025 09:00			02 Jun 2025 16:00	1
HS25051536-14	019-580	29 May 2025 09:10			02 Jun 2025 16:00	1
HS25051536-15	FB-052925	29 May 2025 15:20			02 Jun 2025 16:00	1
HS25051536-16	MW-2-700	29 May 2025 13:45			02 Jun 2025 16:00	1
HS25051536-17	MW-3-700	29 May 2025 15:40			02 Jun 2025 16:00	1
Batch ID: R514553 (0)		Test Name : HYDROGEN SULFIDE BY E376.1			Matrix: Water	
HS25051536-04	Cottages	28 May 2025 12:50			02 Jun 2025 16:00	1
HS25051536-05	019-995	28 May 2025 12:30			02 Jun 2025 16:00	1
HS25051536-06	FB052825	28 May 2025 17:45			02 Jun 2025 16:00	1
HS25051536-07	DUP 01	29 May 2025 00:00			02 Jun 2025 16:00	1
HS25051536-08	MW-1-200	28 May 2025 16:30			02 Jun 2025 16:00	1
HS25051536-09	MW-1-500	28 May 2025 17:45			02 Jun 2025 16:00	1
HS25051536-10	MW-1-700	29 May 2025 08:30			02 Jun 2025 16:00	1
HS25051536-11	MW-2-500	29 May 2025 10:30			02 Jun 2025 16:00	1
HS25051536-12	MW-2-200	29 May 2025 12:10			02 Jun 2025 16:00	1
HS25051536-13	019-1055	29 May 2025 09:00			02 Jun 2025 16:00	1
HS25051536-14	019-580	29 May 2025 09:10			02 Jun 2025 16:00	1
HS25051536-15	FB-052925	29 May 2025 15:20			02 Jun 2025 16:00	1
HS25051536-16	MW-2-700	29 May 2025 13:45			02 Jun 2025 16:00	1
HS25051536-17	MW-3-700	29 May 2025 15:40			02 Jun 2025 16:00	1
Batch ID: R514708 (0)		Test Name : SULFIDE BY SM4500 S2-F			Matrix: Water	
HS25051536-01	MW-3-200	30 May 2025 08:30			05 Jun 2025 10:00	1
HS25051536-02	MW-3-500	30 May 2025 09:45			05 Jun 2025 10:00	1
HS25051536-03	FB-053025	30 May 2025 10:30			05 Jun 2025 10:00	1
Batch ID: R514709 (0)		Test Name : HYDROGEN SULFIDE BY E376.1			Matrix: Water	
HS25051536-01	MW-3-200	30 May 2025 08:30			05 Jun 2025 10:00	1
HS25051536-02	MW-3-500	30 May 2025 09:45			05 Jun 2025 10:00	1
HS25051536-03	FB-053025	30 May 2025 10:30			05 Jun 2025 10:00	1

Client: Environmental Resources Mgmt.
Project: Sulphur Dome
WorkOrder: HS25051536

QC BATCH REPORT

Batch ID: R514551 (0)	Instrument: WetChem_HS	Method: SULFIDE BY SM4500 S2-F
--------------------------------	-------------------------------	---------------------------------------

MBLK	Sample ID: MBLK-R514551	Units: mg/L	Analysis Date: 02-Jun-2025 16:00							
Client ID:	Run ID: WetChem_HS_514551	SeqNo: 8870507	PrepDate: DF: 1							
Analyte	Result	PQL	SPK Val	SPK Ref Value	%REC	Control Limit	RPD Ref Value	RPD %RPD	RPD Limit	Qual

Sulfide U 5.00

LCS	Sample ID: LCS-R514551	Units: mg/L	Analysis Date: 02-Jun-2025 16:00							
Client ID:	Run ID: WetChem_HS_514551	SeqNo: 8870506	PrepDate: DF: 1							
Analyte	Result	PQL	SPK Val	SPK Ref Value	%REC	Control Limit	RPD Ref Value	RPD %RPD	RPD Limit	Qual

Sulfide 22.32 5.00 25 0 89.3 85 - 115

LCSD	Sample ID: LCSD-R514551	Units: mg/L	Analysis Date: 02-Jun-2025 16:00							
Client ID:	Run ID: WetChem_HS_514551	SeqNo: 8870505	PrepDate: DF: 1							
Analyte	Result	PQL	SPK Val	SPK Ref Value	%REC	Control Limit	RPD Ref Value	RPD %RPD	RPD Limit	Qual

Sulfide 22.52 5.00 25 0 90.1 85 - 115 22.32 0.892 20

MS	Sample ID: HS25051536-05MS	Units: mg/L	Analysis Date: 02-Jun-2025 16:00							
Client ID: 019-995	Run ID: WetChem_HS_514551	SeqNo: 8870508	PrepDate: DF: 1							
Analyte	Result	PQL	SPK Val	SPK Ref Value	%REC	Control Limit	RPD Ref Value	RPD %RPD	RPD Limit	Qual

Sulfide 22.12 5.00 25 0.52 86.4 80 - 120

The following samples were analyzed in this batch:	HS25051536-04	HS25051536-05	HS25051536-06	HS25051536-07
	HS25051536-08	HS25051536-09	HS25051536-10	HS25051536-11
	HS25051536-12	HS25051536-13	HS25051536-14	HS25051536-15
	HS25051536-16	HS25051536-17		

Client: Environmental Resources Mgmt.
Project: Sulphur Dome
WorkOrder: HS25051536

QC BATCH REPORT

Batch ID: R514553 (0)	Instrument: WetChem_HS	Method: HYDROGEN SULFIDE BY E376.1
--------------------------------	-------------------------------	---

MBLK	Sample ID: MBLK-R514553	Units: mg/L	Analysis Date: 02-Jun-2025 16:00							
Client ID:	Run ID: WetChem_HS_514553	SeqNo: 8870562	PrepDate: DF: 1							
Analyte	Result	PQL	SPK Val	SPK Ref Value	%REC	Control Limit	RPD Ref Value	RPD %RPD	RPD Limit	Qual

Hydrogen Sulfide U 1.00

LCS	Sample ID: LCS-R514553	Units: mg/L	Analysis Date: 02-Jun-2025 16:00							
Client ID:	Run ID: WetChem_HS_514553	SeqNo: 8870561	PrepDate: DF: 1							
Analyte	Result	PQL	SPK Val	SPK Ref Value	%REC	Control Limit	RPD Ref Value	RPD %RPD	RPD Limit	Qual

Hydrogen Sulfide 23.72 1.00 26.56 0 89.3 80 - 120

LCSD	Sample ID: LCSD-R514553	Units: mg/L	Analysis Date: 02-Jun-2025 16:00							
Client ID:	Run ID: WetChem_HS_514553	SeqNo: 8870560	PrepDate: DF: 1							
Analyte	Result	PQL	SPK Val	SPK Ref Value	%REC	Control Limit	RPD Ref Value	RPD %RPD	RPD Limit	Qual

Hydrogen Sulfide 23.93 1.00 26.56 0 90.1 80 - 120 23.72 0.892 20

The following samples were analyzed in this batch:

HS25051536-04	HS25051536-05	HS25051536-06	HS25051536-07
HS25051536-08	HS25051536-09	HS25051536-10	HS25051536-11
HS25051536-12	HS25051536-13	HS25051536-14	HS25051536-15
HS25051536-16	HS25051536-17		

Client: Environmental Resources Mgmt.
Project: Sulphur Dome
WorkOrder: HS25051536

QC BATCH REPORT

Batch ID: R514708 (0)	Instrument: WetChem_HS	Method: SULFIDE BY SM4500 S2-F
--------------------------------	-------------------------------	---------------------------------------

MBLK	Sample ID: MBLK-R514708	Units: mg/L	Analysis Date: 05-Jun-2025 10:00							
Client ID:	Run ID: WetChem_HS_514708	SeqNo: 8874101	PrepDate: DF: 1							
Analyte	Result	PQL	SPK Val	SPK Ref Value	%REC	Control Limit	RPD Ref Value	RPD %RPD	RPD Limit	Qual

Sulfide U 5.00

LCS	Sample ID: LCS-R514708	Units: mg/L	Analysis Date: 05-Jun-2025 10:00							
Client ID:	Run ID: WetChem_HS_514708	SeqNo: 8874100	PrepDate: DF: 1							
Analyte	Result	PQL	SPK Val	SPK Ref Value	%REC	Control Limit	RPD Ref Value	RPD %RPD	RPD Limit	Qual

Sulfide 22 5.00 25 0 88.0 85 - 115

LCSD	Sample ID: LCSD-R514708	Units: mg/L	Analysis Date: 05-Jun-2025 10:00							
Client ID:	Run ID: WetChem_HS_514708	SeqNo: 8874099	PrepDate: DF: 1							
Analyte	Result	PQL	SPK Val	SPK Ref Value	%REC	Control Limit	RPD Ref Value	RPD %RPD	RPD Limit	Qual

Sulfide 22.2 5.00 25 0 88.8 85 - 115 22 0.905 20

MS	Sample ID: HS25051530-03MS	Units: mg/L	Analysis Date: 05-Jun-2025 10:00							
Client ID:	Run ID: WetChem_HS_514708	SeqNo: 8874102	PrepDate: DF: 1							
Analyte	Result	PQL	SPK Val	SPK Ref Value	%REC	Control Limit	RPD Ref Value	RPD %RPD	RPD Limit	Qual

Sulfide 21.8 5.00 25 -0.8 90.4 80 - 120

The following samples were analyzed in this batch: HS25051536-01 HS25051536-02 HS25051536-03

Client: Environmental Resources Mgmt.
Project: Sulphur Dome
WorkOrder: HS25051536

QC BATCH REPORT

Batch ID: R514709 (0) **Instrument:** WetChem_HS **Method:** HYDROGEN SULFIDE BY E376.1

MBLK Sample ID: **MBLK-R514709** Units: **mg/L** Analysis Date: **05-Jun-2025 10:00**
 Client ID: Run ID: **WetChem_HS_514709** SeqNo: **8874108** PrepDate: DF: **1**
 Analyte Result PQL SPK Val SPK Ref Value %REC Control Limit RPD Ref Value %RPD RPD Limit Qual

Hydrogen Sulfide U 1.00

LCS Sample ID: **LCS-R514709** Units: **mg/L** Analysis Date: **05-Jun-2025 10:00**
 Client ID: Run ID: **WetChem_HS_514709** SeqNo: **8874107** PrepDate: DF: **1**
 Analyte Result PQL SPK Val SPK Ref Value %REC Control Limit RPD Ref Value %RPD RPD Limit Qual

Hydrogen Sulfide 23.38 1.00 26.56 0 88.0 80 - 120

LCSD Sample ID: **LCSD-R514709** Units: **mg/L** Analysis Date: **05-Jun-2025 10:00**
 Client ID: Run ID: **WetChem_HS_514709** SeqNo: **8874106** PrepDate: DF: **1**
 Analyte Result PQL SPK Val SPK Ref Value %REC Control Limit RPD Ref Value %RPD RPD Limit Qual

Hydrogen Sulfide 23.59 1.00 26.56 0 88.8 80 - 120 23.38 0.905 20

The following samples were analyzed in this batch: HS25051536-01 HS25051536-02 HS25051536-03

Client: Environmental Resources Mgmt.
Project: Sulphur Dome
WorkOrder: HS25051536

**QUALIFIERS,
ACRONYMS, UNITS**

Qualifier	Description
*	Value exceeds Regulatory Limit
a	Not accredited
B	Analyte detected in the associated Method Blank above the Reporting Limit
E	Value above quantitation range
H	Analyzed outside of Holding Time
J	Analyte detected below quantitation limit
M	Manually integrated, see raw data for justification
n	Not offered for accreditation
ND	Not Detected at the Reporting Limit
O	Sample amount is > 4 times amount spiked
P	Dual Column results percent difference > 40%
R	RPD above laboratory control limit
S	Spike Recovery outside laboratory control limits
U	Analyzed but not detected above the MDL/SDL

Acronym	Description
DCS	Detectability Check Study
DUP	Method Duplicate
LCS	Laboratory Control Sample
LCSD	Laboratory Control Sample Duplicate
MBLK	Method Blank
MDL	Method Detection Limit
MQL	Method Quantitation Limit
MS	Matrix Spike
MSD	Matrix Spike Duplicate
PDS	Post Digestion Spike
PQL	Practical Quantitation Limit
SD	Serial Dilution
SDL	Sample Detection Limit
TRRP	Texas Risk Reduction Program

Unit Reported	Description
mg/L	Milligrams per Liter

CERTIFICATIONS,ACCREDITATIONS & LICENSES

Agency	Number	Expire Date
Arizona	AZ0793	27-May-2026
Arkansas	88-00356_2024	17-Mar-2026
California	2919 - 2025	30-Apr-2026
Dept of Defense	L24-239	30-Apr-2026
Dept of Defense	L24-240	30-Apr-2026
Florida	E87611-38	30-Jun-2025
Illinois	2000322023-11	31-Jul-2025
Kansas	E-10352 2023-2024	31-Jul-2025
Louisiana	03087 2023-2024	30-Jun-2025
Maine	2024017	23-Jun-2026
Maryland	343 - 2025	30-Jun-2025
Minnesota	2856348	31-Dec-2025
Missouri	136	30-Sep-2026
Nebraska	NE-OS-25-13 - 2025	30-Apr-2026
New Hampshire	209425	24-Apr-2026
New Jersey	TX008	30-Jun-2025
New York	11707 - 2025	01-Apr-2026
North Carolina	624 - 2024	31-Dec-2025
North Dakota	R-193 2023-2024	30-Sep-2025
Oklahoma	2023-140	31-Aug-2025
Oregon	TX200002-013	15-May-2026
Pennsylvania	019	01-Jul-2026
Tennessee	TN	30-Apr-2026
Texas	T104704231 TX-C24-00130	30-Apr-2026
Utah	TX026932023-14	31-Jul-2025

Sample Receipt Checklist

Work Order ID: HS25051536

Date/Time Received: 30-May-2025 14:16

Client Name: ERMSW-HOU

Received by: Edgar Zheku

Completed By: /S/ Edgar Zheku 30-May-2025 18:48 Reviewed by: /S/ Caden LaFontaine 02-Jun-2025 08:11
eSignature Date/Time eSignature Date/Time

Matrices: Water

Carrier name: Client

- Shipping container/cooler in good condition? Yes [checked] No [] Not Present []
Custody seals intact on shipping container/cooler? Yes [] No [] Not Present [checked]
Custody seals intact on sample bottles? Yes [] No [] Not Present [checked]
VOA/TX1005/TX1006 Solids in hermetically sealed vials? Yes [] No [] Not Present [checked]
Chain of custody present? Yes [checked] No []
Chain of custody signed when relinquished and received? Yes [checked] No [] COC IDs:341850
Samplers name present on COC? Yes [checked] No []
Chain of custody agrees with sample labels? Yes [] No [checked]
Samples in proper container/bottle? Yes [checked] No []
Sample containers intact? Yes [checked] No []
Sufficient sample volume for indicated test? Yes [checked] No []
All samples received within holding time? Yes [checked] No []
Container/Temp Blank temperature in compliance? Yes [checked] No []

Temperature(s)/Thermometer(s): 2.2UC/2.2C IR 36
Cooler(s)/Kit(s): 53772
Date/Time sample(s) sent to storage: 05/30/2025 18:48
Water - VOA vials have zero headspace? Yes [] No [] No VOA vials submitted [checked]
Water - pH acceptable upon receipt? Yes [] No [] N/A [checked]
pH adjusted? Yes [] No [] N/A [checked]
pH adjusted by:

Login Notes: Trip Blank listed on Chain of Custody, but not received.

Client Contacted: Date Contacted: Person Contacted:

Contacted By: Regarding:

Comments:

Corrective Action:



Fort Collins, CO +1 970 490 1511
 Holland, MI +1 616 399 6070
 Cincinnati, OH +1 513 733 5336
 Everett, WA +1 425 356 2600

Chain of Custody Form
 Page 29 of 30
 Page 1 of 2
 coc id: 341850
 ALS Project Manager:

HS25051536
 Sulphur Dome
 Environmental Resources Mgmt.



Customer Information		Project Information	
Purchase Order	C77906	Project Name	Sulphur Dome
Work Order		Project Number	10P:As,Ba,Ca,Cr,Fe,Pb,Mg,Mn,K,Na,Sr,Zn,Ni,V
Company Name	Environmental Resources Mgmt	Bill To Company	Environmental Resources Mgmt
Send Report To	Scott Himes	Invoice Attn	Accounts Payable
Address	CityCentre Four 840 W. Sam Houston Pkwy., Suite 6	Address	840 W. Sam Houston Pkwy., Suite 6
City/State/Zip	Houston, TX 77024	City/State/Zip	Houston TX 77024
Phone	(281) 600-1000	Phone	(281) 600-1000
Fax	(281) 600-1001	Fax	(281) 600-1001
e-Mail Address	scott.himes@erm.com	e-Mail Address	ERMINAAccount@payable@erm.com

No.	Sample Description	Date	Time	Matrix	Pres.	# Bottles	A	B	C	D	E	F	G	H	I	J	Hold
1	MW-3-200	05/20/25	08:30	W		78									X		
2	MW-3-500	05/20/25	09:45			78									X		
3	FB-053025	05/18/25	10:30														
4	0505068550007B																
5	Cottages	5/28/25	12:50														
6	019-995	5/28/25	12:30														
7	FB 052825	5/28/25	17:45														
8	DUP 01	5/29/25	9:49														

Sampler(s) Please Print & Sign: Taylor Brown
 Shipment Method: Taylor Brown
 Required Turnaround Time: (Check Box) STD 10 M. DWS 5 M. DWS 2 M. DWS 24-48 H.
 Notes: ERM Sulphur Dome
 Received by: Taylor Brown
 Received by (Laboratory):
 Date: 5/30/25
 Time: 10:45
 Checked by (Laboratory):
 Date: 5/30/25
 Time: 19:16
 Preservative Key: 1-HCl, 2-HNO₃, 3-H₂SO₄, 4-NAOH, 5-Na₂S₂O₃, 6-NAHSO₄, 7-Other, 8-4°C, 9-5035
 Cooler ID: 53722
 Cooler Temp: 7.2
 QC Package: (Check One Box Below) Level II Std QC Level III Std QC
 Level IV SW-846/CLP Level V SW-846/CLP RRP Check dist RRP Level IV

1. Any changes must be made in writing once samples and COC Form have been submitted to ALS Environmental.
 2. Unless otherwise agreed in a formal contract, services provided by ALS Environmental are expressly limited to the terms and conditions stated on the reverse.
 3. The Chain of Custody is a legal document. All information must be completed accurately.
 Copyright 2011 by ALS Environmental.



Cincinnati, OH
+1 513 733 5336
Everett, WA
+1 425 356 2600

Fort Collins, CO
+1 970 490 1511
Holland, MI
+1 616 399 6070

Page 30 of 30
Chain of Custody Form
Page 2 of 2
COC ID: 341849

Environmental Resources Mgmt.
Sulphur Dome
HS25051536



ALS Project Manager: _____

Customer Information		Project Information	
Purchase Order	Project Name	Project Number	Project Name
C77708	Sulphur Dome	A	8280_LL_W (Low Level VCC (8280) BTEX)
Work Order	Project Number	Company Name	Bill To Company
		Environmental Resources Mgmt	Environmental Resources Mgmt
Send Report To	Invoice Attn	Company Name	Company Name
Scott Himes	Accounts Payable	Environmental Resources Mgmt	Environmental Resources Mgmt
Address	City/State/Zip	Address	City/State/Zip
840 W. Sam Houston Pkwy., Suite 6	Houston, TX 77024	840 W. Sam Houston Pkwy., Suite 6	Houston TX 77024
Phone	City/State/Zip	Phone	City/State/Zip
(281) 600-1030	Houston, TX 77024	(281) 600-1000	Houston TX 77024
Fax	City/State/Zip	Fax	City/State/Zip
(281) 600-1001	Houston, TX 77024	(281) 600-1001	Houston TX 77024
e-Mail Address	City/State/Zip	e-Mail Address	City/State/Zip
scott.himes@erm.com	Houston, TX 77024	ERMINAaccounts@payable@erm.com	Houston TX 77024

No.	Sample Description	Date	Time	Matrix	Pres.	# Bottles	A	B	C	D	E	F	G	H	I	J	Hold	
1	MW-1-200	05/28/25	16:30	W														
2	MW-1-500	05/28/25	17:45															
3	MW-1-700	05/29/25	8:30															
4	MW-2-500	05/29/25	10:30															
5	MW-2-700	05/29/25	12:10															
6	019-1055	05/29/25	9:00															
7	019-580	05/29/25	9:10															
8	FB-652525	05/29/25	15:20															
9	MW-2-700	05/29/25	13:45															
10	MW-3-700	05/29/25	15:40															

Sampler(s) Please Print & Sign: **Taylor Brown**

Received by: _____ Date: 5/30/25 Time: 10:45

Received by: _____ Date: 5/30/25 Time: 19:16

QC Package: (Check One Box Below) Level II Std. QC Level III Std. QC/Random Calc Level IV SW/BA/CLP

Preservative Key: 1-HCl 2-HNO₃ 3-H₂SO₄ 4-NaOH 5-Na₂S₂O₃ 6-NaHSO₄ 7-Other 8-4°C 9-5035

1. Any changes must be made in writing once samples and COC Form have been submitted to ALS Environmental.
 2. Unless otherwise agreed in a formal contract, services provided by ALS Environmental are expressly limited to the terms and conditions stated on the reverse.
 3. The Chain of Custody is a legal document. All information must be completed accurately.



right solutions.
right partner.

10450 Stancliff Rd. Suite 210
Houston, TX 77099
T: +1 281 530 5656
F: +1 281 530 5887

June 27, 2025

Scott Himes
Environmental Resources Mgmt.
CityCentre Four
840 W. Sam Houston Pkwy., Suite 600
Houston, TX 77024

Work Order: **HS25061041**

Laboratory Results for: **Sulphur Dome**

Dear Scott Himes,

ALS Environmental received 21 sample(s) on Jun 20, 2025 for the analysis presented in the following report.

This report may contain incomplete data or data that has not been validated through the laboratory peer review process. Caution should be exercised in the use of this data.

If you have any questions regarding these tests results, please call your Project Manager.

Sincerely,

Generated By: ALEXIS.DORENBOSCH

Alexis Dorenbosch

PRELIMINARY

alsglobal.com

Page 1 of 86

RIGHT SOLUTIONS | RIGHT PARTNER

Client: Environmental Resources Mgmt.
Project: Sulphur Dome
Work Order: HS25061041

SAMPLE SUMMARY

Lab Samp ID	Client Sample ID	Matrix	TagNo	Collection Date	Date Received	Hold
HS25061041-01	MW-3-500	Water		17-Jun-2025 10:00	20-Jun-2025 09:00	<input type="checkbox"/>
HS25061041-02	MW-3-200	Water		17-Jun-2025 13:15	20-Jun-2025 09:00	<input type="checkbox"/>
HS25061041-03	MW-3-700	Water		17-Jun-2025 15:15	20-Jun-2025 09:00	<input type="checkbox"/>
HS25061041-04	GW-DUP-01	Water		17-Jun-2025 00:00	20-Jun-2025 09:00	<input type="checkbox"/>
HS25061041-05	FB-061725	Water		17-Jun-2025 15:00	20-Jun-2025 09:00	<input type="checkbox"/>
HS25061041-06	Cottages	Water		18-Jun-2025 10:30	20-Jun-2025 09:00	<input type="checkbox"/>
HS25061041-07	MW-2-200	Water		18-Jun-2025 12:15	20-Jun-2025 09:00	<input type="checkbox"/>
HS25061041-08	MW-2-500	Water		18-Jun-2025 14:20	20-Jun-2025 09:00	<input type="checkbox"/>
HS25061041-09	MW-2-700	Water		18-Jun-2025 16:00	20-Jun-2025 09:00	<input type="checkbox"/>
HS25061041-10	019-1603	Water		18-Jun-2025 10:00	20-Jun-2025 09:00	<input type="checkbox"/>
HS25061041-11	FB-061825	Water		18-Jun-2025 09:30	20-Jun-2025 09:00	<input type="checkbox"/>
HS25061041-12	FB-061925	Water		19-Jun-2025 10:00	20-Jun-2025 09:00	<input type="checkbox"/>
HS25061041-13	MW-1-700	Water		19-Jun-2025 08:45	20-Jun-2025 09:00	<input type="checkbox"/>
HS25061041-14	MW-1-500	Water		19-Jun-2025 10:30	20-Jun-2025 09:00	<input type="checkbox"/>
HS25061041-15	MW-1-200	Water		19-Jun-2025 12:00	20-Jun-2025 09:00	<input type="checkbox"/>
HS25061041-16	CG-050625-654	Water	CG-050625-654	17-Jun-2025 00:00	20-Jun-2025 09:00	<input type="checkbox"/>
HS25061041-17	CG-050625-670	Water	CG-050625-670	17-Jun-2025 00:00	20-Jun-2025 09:00	<input type="checkbox"/>
HS25061041-18	CG-050625-677	Water	CG-050625-677	17-Jun-2025 00:00	20-Jun-2025 09:00	<input type="checkbox"/>
HS25061041-19	CG-050625-653	Water	CG-050625-653	17-Jun-2025 00:00	20-Jun-2025 09:00	<input type="checkbox"/>
HS25061041-20	CG-050625-657	Water	CG-050625-657	17-Jun-2025 00:00	20-Jun-2025 09:00	<input type="checkbox"/>
HS25061041-21	GW-Rinsate	Water		17-Jun-2025 09:15	20-Jun-2025 09:00	<input type="checkbox"/>

Client: Environmental Resources Mgmt.
Project: Sulphur Dome
Work Order: HS25061041

CASE NARRATIVE

Work Order Comments

- Sample received outside method holding time for pH. pH is an immediate test. Sample results are flagged with an "H" qualifier.
The temperature at the time of pH is reported. Please note that all pH results are already normalized to a temperature of 25 °C.

Work Order Comments

- Sample received outside method holding time for pH. pH is an immediate test. Sample results are flagged with an "H" qualifier.
The temperature at the time of pH is reported. Please note that all pH results are already normalized to a temperature of 25 °C.

Work Order Comments

- Login Notes: Received an extra sample with work order. Sample ID GW- Rinsate / sample date and time are 6/19/25 @ 09:15. Logged in with test matching sample label and placed on hold.

GC Semivolatiles by Method MA EPH

Batch ID: 229587

- The test results meet requirements of the current NELAP standards, state requirements or programs where applicable.

GC Volatiles by Method MA VPH

Batch ID: R516217,R516243

- The test results meet requirements of the current NELAP standards, state requirements or programs where applicable.

GCMS Volatiles by Method SW8260

Batch ID: R516056

Sample ID: CG-050625-657 (HS25061041-20)

- One or more surrogate recoveries were above the upper control limits. No target analytes were detected in the sample. The high surrogate recoveries did not impact the non-detect results for target analytes.

Sample ID: MW-1-200 (HS25061041-15)

- One or more surrogate recoveries were above the upper control limits. No target analytes were detected in the sample. The high surrogate recoveries did not impact the non-detect results for target analytes.

Sample ID: MW-2-500 (HS25061041-08)

- One or more surrogate recoveries were above the upper control limits. No target analytes were detected in the sample. The high surrogate recoveries did not impact the non-detect results for target analytes.

Sample ID: LCS

- Insufficient sample received to perform MS/MSD. An LCS/LCSD was performed as batch quality control.

Batch ID: R515903

Sample ID: MW-3-500 (HS25061041-01MSD)

- One or more surrogate recoveries were above the upper control limits. The high surrogate recoveries did not impact the non-detect results for target analytes.

Client: Environmental Resources Mgmt.
Project: Sulphur Dome
Work Order: HS25061041

CASE NARRATIVE

Metals by Method SW7470A

Batch ID: 229681,229682

- The test results meet requirements of the current NELAP standards, state requirements or programs where applicable.

Metals by Method SW6020A

Batch ID: 229664

Sample ID: MW-3-500 (HS25061041-01MS)

- Barium failed on the MSMSD but passed on the PDS.
- The MS and/or MSD recovery was outside of the control; however, the result in the parent sample is greater than 4x the spike amount. Calcium, Potassium, Sodium, Strontium.

Sample ID: MW-3-500 (HS25061041-01PDS)

- The PDS recovery was outside method control limits, however the result in the parent sample is greater than 4x the spike amount. Calcium.

Batch ID: 229710

Sample ID: HS25061021-01MS

- MS and MSD are for an unrelated sample

Sample ID: HS25061021-01PDS

- PDS is for an unrelated sample

WetChemistry by Method E376.1

Batch ID: R516087,R516267

- The test results meet requirements of the current NELAP standards, state requirements or programs where applicable.

WetChemistry by Method M2540C

Batch ID: R516145,R516237

- The test results meet requirements of the current NELAP standards, state requirements or programs where applicable.

WetChemistry by Method SM4500 S2-F

Batch ID: R516082,R516266

- The test results meet requirements of the current NELAP standards, state requirements or programs where applicable.

WetChemistry by Method SW9056

Batch ID: R516047

Sample ID: MW-3-700 (HS25061041-03)

- The reporting limit is elevated due to dilution for high concentrations of non-target analytes. (Sulfate)

Client: Environmental Resources Mgmt.
Project: Sulphur Dome
Work Order: HS25061041

CASE NARRATIVE

WetChemistry by Method SM4500H+ B

Batch ID: R515963

- The test results meet requirements of the current NELAP standards, state requirements or programs where applicable.
-

WetChemistry by Method SM2320B

Batch ID: R515912

- The test results meet requirements of the current NELAP standards, state requirements or programs where applicable.
-

Client: Environmental Resources Mgmt.
 Project: Sulphur Dome
 Sample ID: MW-3-500
 Collection Date: 17-Jun-2025 10:00

ANALYTICAL REPORT
 WorkOrder:HS25061041
 Lab ID:HS25061041-01
 Matrix:Water

ANALYSES	RESULT	QUAL	MDL	REPORT LIMIT	UNITS	DILUTION FACTOR	DATE ANALYZED
LOW LEVEL VOLATILES BY SW8260C		Method:SW8260		Analyst: DP			
Benzene		U	0.00028	0.0020	mg/L	1	20-Jun-2025 20:07
Ethylbenzene		U	0.00033	0.0020	mg/L	1	20-Jun-2025 20:07
m,p-Xylene		U	0.00061	0.0040	mg/L	1	20-Jun-2025 20:07
o-Xylene		U	0.00031	0.0020	mg/L	1	20-Jun-2025 20:07
Toluene	0.0044		0.00033	0.0020	mg/L	1	20-Jun-2025 20:07
Xylenes, Total		U	0.00092	0.0060	mg/L	1	20-Jun-2025 20:07
<i>Surr: 1,2-Dichloroethane-d4</i>	<i>107</i>			<i>70-126</i>	<i>%REC</i>	<i>1</i>	<i>20-Jun-2025 20:07</i>
<i>Surr: 4-Bromofluorobenzene</i>	<i>105</i>			<i>77-113</i>	<i>%REC</i>	<i>1</i>	<i>20-Jun-2025 20:07</i>
<i>Surr: Dibromofluoromethane</i>	<i>98.7</i>			<i>77-123</i>	<i>%REC</i>	<i>1</i>	<i>20-Jun-2025 20:07</i>
<i>Surr: Toluene-d8</i>	<i>103</i>			<i>82-127</i>	<i>%REC</i>	<i>1</i>	<i>20-Jun-2025 20:07</i>
MASSACHUSETTS VPH, FEB 2018, REV 2.1		Method:MA VPH		Analyst: LC			
Aliphatics >C6 - C8	0.268		0.00900	0.0250	mg/L	5	25-Jun-2025 15:49
Aliphatics >C8 - C10	0.0285		0.00200	0.0250	mg/L	5	25-Jun-2025 15:49
Aromatics >C8 - C10		U	0.000600	0.0200	mg/L	1	25-Jun-2025 07:59
<i>Surr: 2,5-Dibromotoluene (Aliphatic)</i>	<i>105</i>			<i>70-130</i>	<i>%REC</i>	<i>5</i>	<i>25-Jun-2025 15:49</i>
<i>Surr: 2,5-Dibromotoluene (Aromatic)</i>	<i>83.4</i>			<i>70-130</i>	<i>%REC</i>	<i>1</i>	<i>25-Jun-2025 07:59</i>
MASSACHUSETTS EPH R2.1, DEC 2019		Method:MA EPH		Prep:SW3510 / 24-Jun-2025		Analyst: SAM	
Aliphatics >C10 - C12		U	0.0250	0.100	mg/L	1	25-Jun-2025 17:04
Aliphatics >C12 - C16		U	0.0250	0.100	mg/L	1	25-Jun-2025 17:04
Aliphatics >C16 - C35		U	0.0250	0.100	mg/L	1	25-Jun-2025 17:04
Aromatics >C10 - C12		U	0.0250	0.100	mg/L	1	25-Jun-2025 17:04
Aromatics >C12 - C16		U	0.0250	0.100	mg/L	1	25-Jun-2025 17:04
Aromatics >C16 - C21		U	0.0250	0.100	mg/L	1	25-Jun-2025 17:04
Aromatics >C21 - C35		U	0.0250	0.100	mg/L	1	25-Jun-2025 17:04
<i>Surr: 1-Chlorooctadecane</i>	<i>57.5</i>			<i>40-140</i>	<i>%REC</i>	<i>1</i>	<i>25-Jun-2025 17:04</i>
<i>Surr: 2-Bromonaphthalene</i>	<i>84.3</i>			<i>40-140</i>	<i>%REC</i>	<i>1</i>	<i>25-Jun-2025 17:04</i>
<i>Surr: 2-Fluorobiphenyl</i>	<i>81.5</i>			<i>40-140</i>	<i>%REC</i>	<i>1</i>	<i>25-Jun-2025 17:04</i>
<i>Surr: o-Terphenyl</i>	<i>58.2</i>			<i>40-140</i>	<i>%REC</i>	<i>1</i>	<i>25-Jun-2025 17:04</i>

Note: See Qualifiers Page for a list of qualifiers and their explanation.

PRELIMINARY
 Page 6 of 86

Client: Environmental Resources Mgmt.
 Project: Sulphur Dome
 Sample ID: MW-3-500
 Collection Date: 17-Jun-2025 10:00

ANALYTICAL REPORT
 WorkOrder:HS25061041
 Lab ID:HS25061041-01
 Matrix:Water

ANALYSES	RESULT	QUAL	MDL	REPORT LIMIT	UNITS	DILUTION FACTOR	DATE ANALYZED
ICP-MS METALS BY SW6020A		Method:SW6020A		Prep:SW3010A / 25-Jun-2025		Analyst: JC	
Arsenic		U	0.000400	0.00200	mg/L	1	26-Jun-2025 11:02
Barium	0.160		0.00190	0.00400	mg/L	1	26-Jun-2025 11:02
Calcium	83.1		0.0340	0.500	mg/L	1	26-Jun-2025 11:02
Chromium	0.00231	J	0.000400	0.00400	mg/L	1	26-Jun-2025 11:02
Iron	1.04		0.0120	0.200	mg/L	1	26-Jun-2025 11:02
Lead		U	0.000600	0.00200	mg/L	1	26-Jun-2025 11:02
Magnesium	12.0		0.0100	0.200	mg/L	1	26-Jun-2025 11:02
Manganese	0.00777		0.000700	0.00500	mg/L	1	26-Jun-2025 11:02
Nickel		U	0.000600	0.00200	mg/L	1	26-Jun-2025 11:02
Potassium	45.8		0.0180	0.200	mg/L	1	26-Jun-2025 11:02
Sodium	718		0.700	10.0	mg/L	50	26-Jun-2025 12:32
Strontium	4.42		0.0100	0.250	mg/L	50	26-Jun-2025 12:32
Vanadium		U	0.000600	0.00500	mg/L	1	26-Jun-2025 11:02
Zinc	0.00729		0.00200	0.00400	mg/L	1	26-Jun-2025 11:02
MERCURY BY SW7470A		Method:SW7470A		Prep:SW7470A / 25-Jun-2025		Analyst: JS	
Mercury		U	0.0000300	0.000200	mg/L	1	25-Jun-2025 17:08
HYDROGEN SULFIDE BY E376.1		Method:E376.1				Analyst: CD	
Hydrogen Sulfide	13.1		0.500	1.00	mg/L	1	24-Jun-2025 12:00
TOTAL DISSOLVED SOLIDS BY SM2540C		Method:M2540C				Analyst: HB	
Total Dissolved Solids (Residue, Filterable)	2,540		3.00	10.0	mg/L	1	24-Jun-2025 11:00
ALKALINITY BY SM2320B		Method:SM2320B				Analyst: OZ	
Alkalinity, Bicarbonate (As CaCO3)		U	3.00	10.0	mg/L	1	20-Jun-2025 17:07
Alkalinity, Carbonate (As CaCO3)	12.2		3.00	10.0	mg/L	1	20-Jun-2025 17:07
SULFIDE BY SM4500 S2-F		Method:SM4500 S2-F				Analyst: CD	
Sulfide	12.4		0.920	5.00	mg/L	1	24-Jun-2025 12:00
PH BY SM4500H+ B		Method:SM4500H+ B				Analyst: CD	
pH	10.0	H	0.100	1.00	pH Units	1	20-Jun-2025 17:07
Temp Deg C @pH	22.6	H	0	0	°C	1	20-Jun-2025 17:07
ANIONS BY SW9056A		Method:SW9056				Analyst: TH	
Bromide	0.288		0.0300	0.100	mg/L	1	23-Jun-2025 09:42
Chloride	1,160		4.00	10.0	mg/L	20	23-Jun-2025 09:48
Sulfate	230		4.00	10.0	mg/L	20	23-Jun-2025 09:48

Note: See Qualifiers Page for a list of qualifiers and their explanation.

PRELIMINARY
 Page 7 of 86

Client: Environmental Resources Mgmt.
 Project: Sulphur Dome
 Sample ID: MW-3-200
 Collection Date: 17-Jun-2025 13:15

ANALYTICAL REPORT
 WorkOrder:HS25061041
 Lab ID:HS25061041-02
 Matrix:Water

ANALYSES	RESULT	QUAL	MDL	REPORT LIMIT	UNITS	DILUTION FACTOR	DATE ANALYZED
LOW LEVEL VOLATILES BY SW8260C		Method:SW8260		Analyst: DP			
Benzene	U		0.00028	0.0020	mg/L	1	21-Jun-2025 01:39
Ethylbenzene	U		0.00033	0.0020	mg/L	1	21-Jun-2025 01:39
m,p-Xylene	U		0.00061	0.0040	mg/L	1	21-Jun-2025 01:39
o-Xylene	U		0.00031	0.0020	mg/L	1	21-Jun-2025 01:39
Toluene	U		0.00033	0.0020	mg/L	1	21-Jun-2025 01:39
Xylenes, Total	U		0.00092	0.0060	mg/L	1	21-Jun-2025 01:39
<i>Surr: 1,2-Dichloroethane-d4</i>	118			70-126	%REC	1	21-Jun-2025 01:39
<i>Surr: 4-Bromofluorobenzene</i>	108			77-113	%REC	1	21-Jun-2025 01:39
<i>Surr: Dibromofluoromethane</i>	106			77-123	%REC	1	21-Jun-2025 01:39
<i>Surr: Toluene-d8</i>	105			82-127	%REC	1	21-Jun-2025 01:39
MASSACHUSETTS VPH, FEB 2018, REV 2.1		Method:MA VPH		Analyst: LC			
Aliphatics >C6 - C8	U		0.00180	0.00500	mg/L	1	24-Jun-2025 22:57
Aliphatics >C8 - C10	U		0.000400	0.00500	mg/L	1	24-Jun-2025 22:57
Aromatics >C8 - C10	U		0.000600	0.0200	mg/L	1	24-Jun-2025 22:57
<i>Surr: 2,5-Dibromotoluene (Aliphatic)</i>	78.6			70-130	%REC	1	24-Jun-2025 22:57
<i>Surr: 2,5-Dibromotoluene (Aromatic)</i>	79.2			70-130	%REC	1	24-Jun-2025 22:57
MASSACHUSETTS EPH R2.1, DEC 2019		Method:MA EPH		Prep:SW3510 / 24-Jun-2025		Analyst: SAM	
Aliphatics >C10 - C12	U		0.0250	0.100	mg/L	1	25-Jun-2025 18:30
Aliphatics >C12 - C16	U		0.0250	0.100	mg/L	1	25-Jun-2025 18:30
Aliphatics >C16 - C35	U		0.0250	0.100	mg/L	1	25-Jun-2025 18:30
Aromatics >C10 - C12	U		0.0250	0.100	mg/L	1	25-Jun-2025 18:30
Aromatics >C12 - C16	U		0.0250	0.100	mg/L	1	25-Jun-2025 18:30
Aromatics >C16 - C21	U		0.0250	0.100	mg/L	1	25-Jun-2025 18:30
Aromatics >C21 - C35	U		0.0250	0.100	mg/L	1	25-Jun-2025 18:30
<i>Surr: 1-Chlorooctadecane</i>	51.9			40-140	%REC	1	25-Jun-2025 18:30
<i>Surr: 2-Bromonaphthalene</i>	90.5			40-140	%REC	1	25-Jun-2025 18:30
<i>Surr: 2-Fluorobiphenyl</i>	88.3			40-140	%REC	1	25-Jun-2025 18:30
<i>Surr: o-Terphenyl</i>	61.2			40-140	%REC	1	25-Jun-2025 18:30

Note: See Qualifiers Page for a list of qualifiers and their explanation.

PRELIMINARY
 Page 8 of 86

Client: Environmental Resources Mgmt.
 Project: Sulphur Dome
 Sample ID: MW-3-200
 Collection Date: 17-Jun-2025 13:15

ANALYTICAL REPORT
 WorkOrder:HS25061041
 Lab ID:HS25061041-02
 Matrix:Water

ANALYSES	RESULT	QUAL	MDL	REPORT LIMIT	UNITS	DILUTION FACTOR	DATE ANALYZED
ICP-MS METALS BY SW6020A		Method:SW6020A		Prep:SW3010A / 25-Jun-2025		Analyst: JC	
Arsenic	0.00162	J	0.000400	0.00200	mg/L	1	26-Jun-2025 11:34
Barium	0.154		0.00190	0.00400	mg/L	1	26-Jun-2025 11:34
Calcium	13.3		0.0340	0.500	mg/L	1	26-Jun-2025 11:34
Chromium		U	0.000400	0.00400	mg/L	1	26-Jun-2025 11:34
Iron	0.667		0.0120	0.200	mg/L	1	26-Jun-2025 11:34
Lead		U	0.000600	0.00200	mg/L	1	26-Jun-2025 11:34
Magnesium	2.76		0.0100	0.200	mg/L	1	26-Jun-2025 11:34
Manganese	0.0130		0.000700	0.00500	mg/L	1	26-Jun-2025 11:34
Nickel	0.000666	J	0.000600	0.00200	mg/L	1	26-Jun-2025 11:34
Potassium	35.8		0.0180	0.200	mg/L	1	26-Jun-2025 11:34
Sodium	115		0.0140	0.200	mg/L	1	26-Jun-2025 11:34
Strontium	0.245		0.000200	0.00500	mg/L	1	26-Jun-2025 11:34
Vanadium		U	0.000600	0.00500	mg/L	1	26-Jun-2025 11:34
Zinc	0.0228		0.00200	0.00400	mg/L	1	26-Jun-2025 11:34
MERCURY BY SW7470A		Method:SW7470A		Prep:SW7470A / 25-Jun-2025		Analyst: JS	
Mercury		U	0.0000300	0.000200	mg/L	1	25-Jun-2025 17:17
HYDROGEN SULFIDE BY E376.1		Method:E376.1				Analyst: CD	
Hydrogen Sulfide	14.2		0.500	1.00	mg/L	1	24-Jun-2025 12:00
TOTAL DISSOLVED SOLIDS BY SM2540C		Method:M2540C				Analyst: HB	
Total Dissolved Solids (Residue, Filterable)	404		3.00	10.0	mg/L	1	24-Jun-2025 11:00
ALKALINITY BY SM2320B		Method:SM2320B				Analyst: OZ	
Alkalinity, Bicarbonate (As CaCO3)	274		3.00	10.0	mg/L	1	20-Jun-2025 17:18
Alkalinity, Carbonate (As CaCO3)	40.0		3.00	10.0	mg/L	1	20-Jun-2025 17:18
SULFIDE BY SM4500 S2-F		Method:SM4500 S2-F				Analyst: CD	
Sulfide	13.4		0.920	5.00	mg/L	1	24-Jun-2025 12:00
PH BY SM4500H+ B		Method:SM4500H+ B				Analyst: CD	
pH	8.97	H	0.100	1.00	pH Units	1	20-Jun-2025 17:18
Temp Deg C @pH	22.4	H	0	0	°C	1	20-Jun-2025 17:18
ANIONS BY SW9056A		Method:SW9056				Analyst: TH	
Bromide		U	0.0300	0.100	mg/L	1	23-Jun-2025 10:06
Chloride	22.5		0.200	0.500	mg/L	1	23-Jun-2025 10:06
Sulfate	1.19		0.200	0.500	mg/L	1	23-Jun-2025 10:06

Note: See Qualifiers Page for a list of qualifiers and their explanation.

PRELIMINARY
 Page 9 of 86

Client: Environmental Resources Mgmt.
 Project: Sulphur Dome
 Sample ID: MW-3-700
 Collection Date: 17-Jun-2025 15:15

ANALYTICAL REPORT
 WorkOrder:HS25061041
 Lab ID:HS25061041-03
 Matrix:Water

ANALYSES	RESULT	QUAL	MDL	REPORT LIMIT	UNITS	DILUTION FACTOR	DATE ANALYZED
LOW LEVEL VOLATILES BY SW8260C		Method:SW8260		Analyst: DP			
Benzene	U		0.00028	0.0020	mg/L	1	21-Jun-2025 02:01
Ethylbenzene	U		0.00033	0.0020	mg/L	1	21-Jun-2025 02:01
m,p-Xylene	U		0.00061	0.0040	mg/L	1	21-Jun-2025 02:01
o-Xylene	U		0.00031	0.0020	mg/L	1	21-Jun-2025 02:01
Toluene	0.0010	J	0.00033	0.0020	mg/L	1	21-Jun-2025 02:01
Xylenes, Total	U		0.00092	0.0060	mg/L	1	21-Jun-2025 02:01
<i>Surr: 1,2-Dichloroethane-d4</i>	<i>114</i>			<i>70-126</i>	<i>%REC</i>	<i>1</i>	<i>21-Jun-2025 02:01</i>
<i>Surr: 4-Bromofluorobenzene</i>	<i>104</i>			<i>77-113</i>	<i>%REC</i>	<i>1</i>	<i>21-Jun-2025 02:01</i>
<i>Surr: Dibromofluoromethane</i>	<i>104</i>			<i>77-123</i>	<i>%REC</i>	<i>1</i>	<i>21-Jun-2025 02:01</i>
<i>Surr: Toluene-d8</i>	<i>104</i>			<i>82-127</i>	<i>%REC</i>	<i>1</i>	<i>21-Jun-2025 02:01</i>
MASSACHUSETTS VPH, FEB 2018, REV 2.1		Method:MA VPH		Analyst: LC			
Aliphatics >C6 - C8	U		0.00180	0.00500	mg/L	1	24-Jun-2025 23:36
Aliphatics >C8 - C10	U		0.000400	0.00500	mg/L	1	24-Jun-2025 23:36
Aromatics >C8 - C10	U		0.000600	0.0200	mg/L	1	24-Jun-2025 23:36
<i>Surr: 2,5-Dibromotoluene (Aliphatic)</i>	<i>70.6</i>			<i>70-130</i>	<i>%REC</i>	<i>1</i>	<i>24-Jun-2025 23:36</i>
<i>Surr: 2,5-Dibromotoluene (Aromatic)</i>	<i>81.7</i>			<i>70-130</i>	<i>%REC</i>	<i>1</i>	<i>24-Jun-2025 23:36</i>
MASSACHUSETTS EPH R2.1, DEC 2019		Method:MA EPH		Prep:SW3510 / 24-Jun-2025		Analyst: SAM	
Aliphatics >C10 - C12	U		0.0250	0.100	mg/L	1	25-Jun-2025 18:59
Aliphatics >C12 - C16	U		0.0250	0.100	mg/L	1	25-Jun-2025 18:59
Aliphatics >C16 - C35	U		0.0250	0.100	mg/L	1	25-Jun-2025 18:59
Aromatics >C10 - C12	U		0.0250	0.100	mg/L	1	25-Jun-2025 18:59
Aromatics >C12 - C16	U		0.0250	0.100	mg/L	1	25-Jun-2025 18:59
Aromatics >C16 - C21	U		0.0250	0.100	mg/L	1	25-Jun-2025 18:59
Aromatics >C21 - C35	U		0.0250	0.100	mg/L	1	25-Jun-2025 18:59
<i>Surr: 1-Chlorooctadecane</i>	<i>57.9</i>			<i>40-140</i>	<i>%REC</i>	<i>1</i>	<i>25-Jun-2025 18:59</i>
<i>Surr: 2-Bromonaphthalene</i>	<i>91.0</i>			<i>40-140</i>	<i>%REC</i>	<i>1</i>	<i>25-Jun-2025 18:59</i>
<i>Surr: 2-Fluorobiphenyl</i>	<i>88.8</i>			<i>40-140</i>	<i>%REC</i>	<i>1</i>	<i>25-Jun-2025 18:59</i>
<i>Surr: o-Terphenyl</i>	<i>65.4</i>			<i>40-140</i>	<i>%REC</i>	<i>1</i>	<i>25-Jun-2025 18:59</i>

Note: See Qualifiers Page for a list of qualifiers and their explanation.

PRELIMINARY

Client: Environmental Resources Mgmt.
 Project: Sulphur Dome
 Sample ID: MW-3-700
 Collection Date: 17-Jun-2025 15:15

ANALYTICAL REPORT
 WorkOrder:HS25061041
 Lab ID:HS25061041-03
 Matrix:Water

ANALYSES	RESULT	QUAL	MDL	REPORT LIMIT	UNITS	DILUTION FACTOR	DATE ANALYZED
ICP-MS METALS BY SW6020A		Method:SW6020A		Prep:SW3010A / 25-Jun-2025		Analyst: JC	
Arsenic		U	0.000400	0.00200	mg/L	1	26-Jun-2025 11:36
Barium	1.74		0.00190	0.00400	mg/L	1	26-Jun-2025 11:36
Calcium	106		0.0340	0.500	mg/L	1	26-Jun-2025 11:36
Chromium	0.00192	J	0.000400	0.00400	mg/L	1	26-Jun-2025 11:36
Iron	0.718		0.0120	0.200	mg/L	1	26-Jun-2025 11:36
Lead		U	0.000600	0.00200	mg/L	1	26-Jun-2025 11:36
Magnesium	15.3		0.0100	0.200	mg/L	1	26-Jun-2025 11:36
Manganese	0.0348		0.000700	0.00500	mg/L	1	26-Jun-2025 11:36
Nickel	0.000650	J	0.000600	0.00200	mg/L	1	26-Jun-2025 11:36
Potassium	28.4		0.0180	0.200	mg/L	1	26-Jun-2025 11:36
Sodium	1,080		0.280	4.00	mg/L	20	26-Jun-2025 12:40
Strontium	2.98		0.00400	0.100	mg/L	20	26-Jun-2025 12:40
Vanadium		U	0.000600	0.00500	mg/L	1	26-Jun-2025 11:36
Zinc	0.0111		0.00200	0.00400	mg/L	1	26-Jun-2025 11:36
MERCURY BY SW7470A		Method:SW7470A		Prep:SW7470A / 25-Jun-2025		Analyst: JS	
Mercury		U	0.0000300	0.000200	mg/L	1	25-Jun-2025 17:18
HYDROGEN SULFIDE BY E376.1		Method:E376.1				Analyst: CD	
Hydrogen Sulfide		U	0.500	1.00	mg/L	1	24-Jun-2025 12:00
TOTAL DISSOLVED SOLIDS BY SM2540C		Method:M2540C				Analyst: HB	
Total Dissolved Solids (Residue, Filterable)	3,440		3.00	10.0	mg/L	1	24-Jun-2025 11:00
ALKALINITY BY SM2320B		Method:SM2320B				Analyst: OZ	
Alkalinity, Bicarbonate (As CaCO3)	22.0		3.00	10.0	mg/L	1	20-Jun-2025 17:25
Alkalinity, Carbonate (As CaCO3)	4.40	J	3.00	10.0	mg/L	1	20-Jun-2025 17:25
SULFIDE BY SM4500 S2-F		Method:SM4500 S2-F				Analyst: CD	
Sulfide		U	0.920	5.00	mg/L	1	24-Jun-2025 12:00
PH BY SM4500H+ B		Method:SM4500H+ B				Analyst: CD	
pH	8.75	H	0.100	1.00	pH Units	1	20-Jun-2025 17:25
Temp Deg C @pH	22.7	H	0	0	°C	1	20-Jun-2025 17:25
ANIONS BY SW9056A		Method:SW9056				Analyst: TH	
Bromide	2.30		0.0600	0.200	mg/L	2	23-Jun-2025 10:17
Chloride	1,750		8.00	20.0	mg/L	40	23-Jun-2025 10:23
Sulfate		U	0.400	1.00	mg/L	2	23-Jun-2025 10:17

Note: See Qualifiers Page for a list of qualifiers and their explanation.

PRELIMINARY

Client: Environmental Resources Mgmt.
 Project: Sulphur Dome
 Sample ID: GW-DUP-01
 Collection Date: 17-Jun-2025 00:00

ANALYTICAL REPORT
 WorkOrder:HS25061041
 Lab ID:HS25061041-04
 Matrix:Water

ANALYSES	RESULT	QUAL	MDL	REPORT LIMIT	UNITS	DILUTION FACTOR	DATE ANALYZED
LOW LEVEL VOLATILES BY SW8260C		Method:SW8260		Analyst: DP			
Benzene		U	0.00028	0.0020	mg/L	1	21-Jun-2025 02:23
Ethylbenzene		U	0.00033	0.0020	mg/L	1	21-Jun-2025 02:23
m,p-Xylene		U	0.00061	0.0040	mg/L	1	21-Jun-2025 02:23
o-Xylene		U	0.00031	0.0020	mg/L	1	21-Jun-2025 02:23
Toluene	0.0038		0.00033	0.0020	mg/L	1	21-Jun-2025 02:23
Xylenes, Total		U	0.00092	0.0060	mg/L	1	21-Jun-2025 02:23
<i>Surr: 1,2-Dichloroethane-d4</i>	<i>115</i>			<i>70-126</i>	<i>%REC</i>	<i>1</i>	<i>21-Jun-2025 02:23</i>
<i>Surr: 4-Bromofluorobenzene</i>	<i>106</i>			<i>77-113</i>	<i>%REC</i>	<i>1</i>	<i>21-Jun-2025 02:23</i>
<i>Surr: Dibromofluoromethane</i>	<i>103</i>			<i>77-123</i>	<i>%REC</i>	<i>1</i>	<i>21-Jun-2025 02:23</i>
<i>Surr: Toluene-d8</i>	<i>103</i>			<i>82-127</i>	<i>%REC</i>	<i>1</i>	<i>21-Jun-2025 02:23</i>
MASSACHUSETTS VPH, FEB 2018, REV 2.1		Method:MA VPH		Analyst: LC			
Aliphatics >C6 - C8	0.321		0.00900	0.0250	mg/L	5	25-Jun-2025 16:28
Aliphatics >C8 - C10	0.0312		0.00200	0.0250	mg/L	5	25-Jun-2025 16:28
Aromatics >C8 - C10		U	0.000600	0.0200	mg/L	1	25-Jun-2025 01:32
<i>Surr: 2,5-Dibromotoluene (Aliphatic)</i>	<i>110</i>			<i>70-130</i>	<i>%REC</i>	<i>5</i>	<i>25-Jun-2025 16:28</i>
<i>Surr: 2,5-Dibromotoluene (Aromatic)</i>	<i>81.8</i>			<i>70-130</i>	<i>%REC</i>	<i>1</i>	<i>25-Jun-2025 01:32</i>
MASSACHUSETTS EPH R2.1, DEC 2019		Method:MA EPH		Prep:SW3510 / 24-Jun-2025		Analyst: SAM	
Aliphatics >C10 - C12		U	0.0250	0.100	mg/L	1	25-Jun-2025 19:28
Aliphatics >C12 - C16		U	0.0250	0.100	mg/L	1	25-Jun-2025 19:28
Aliphatics >C16 - C35		U	0.0250	0.100	mg/L	1	25-Jun-2025 19:28
Aromatics >C10 - C12		U	0.0250	0.100	mg/L	1	25-Jun-2025 19:28
Aromatics >C12 - C16		U	0.0250	0.100	mg/L	1	25-Jun-2025 19:28
Aromatics >C16 - C21		U	0.0250	0.100	mg/L	1	25-Jun-2025 19:28
Aromatics >C21 - C35		U	0.0250	0.100	mg/L	1	25-Jun-2025 19:28
<i>Surr: 1-Chlorooctadecane</i>	<i>68.0</i>			<i>40-140</i>	<i>%REC</i>	<i>1</i>	<i>25-Jun-2025 19:28</i>
<i>Surr: 2-Bromonaphthalene</i>	<i>98.0</i>			<i>40-140</i>	<i>%REC</i>	<i>1</i>	<i>25-Jun-2025 19:28</i>
<i>Surr: 2-Fluorobiphenyl</i>	<i>96.0</i>			<i>40-140</i>	<i>%REC</i>	<i>1</i>	<i>25-Jun-2025 19:28</i>
<i>Surr: o-Terphenyl</i>	<i>69.0</i>			<i>40-140</i>	<i>%REC</i>	<i>1</i>	<i>25-Jun-2025 19:28</i>

Note: See Qualifiers Page for a list of qualifiers and their explanation.

PRELIMINARY

Client: Environmental Resources Mgmt.
 Project: Sulphur Dome
 Sample ID: GW-DUP-01
 Collection Date: 17-Jun-2025 00:00

ANALYTICAL REPORT
 WorkOrder:HS25061041
 Lab ID:HS25061041-04
 Matrix:Water

ANALYSES	RESULT	QUAL	MDL	REPORT LIMIT	UNITS	DILUTION FACTOR	DATE ANALYZED
ICP-MS METALS BY SW6020A		Method:SW6020A		Prep:SW3010A / 25-Jun-2025		Analyst: JC	
Arsenic		U	0.000400	0.00200	mg/L	1	26-Jun-2025 11:38
Barium	0.160		0.00190	0.00400	mg/L	1	26-Jun-2025 11:38
Calcium	85.7		0.0340	0.500	mg/L	1	26-Jun-2025 11:38
Chromium	0.00248	J	0.000400	0.00400	mg/L	1	26-Jun-2025 11:38
Iron	0.510		0.0120	0.200	mg/L	1	26-Jun-2025 11:38
Lead		U	0.000600	0.00200	mg/L	1	26-Jun-2025 11:38
Magnesium	12.8		0.0100	0.200	mg/L	1	26-Jun-2025 11:38
Manganese	0.00598		0.000700	0.00500	mg/L	1	26-Jun-2025 11:38
Nickel		U	0.000600	0.00200	mg/L	1	26-Jun-2025 11:38
Potassium	48.1		0.0180	0.200	mg/L	1	26-Jun-2025 11:38
Sodium	769		0.700	10.0	mg/L	50	26-Jun-2025 12:42
Strontium	4.58		0.0100	0.250	mg/L	50	26-Jun-2025 12:42
Vanadium		U	0.000600	0.00500	mg/L	1	26-Jun-2025 11:38
Zinc	0.00545		0.00200	0.00400	mg/L	1	26-Jun-2025 11:38
MERCURY BY SW7470A		Method:SW7470A		Prep:SW7470A / 25-Jun-2025		Analyst: JS	
Mercury		U	0.0000300	0.000200	mg/L	1	25-Jun-2025 17:20
HYDROGEN SULFIDE BY E376.1		Method:E376.1				Analyst: CD	
Hydrogen Sulfide	9.94		0.500	1.00	mg/L	1	24-Jun-2025 12:00
TOTAL DISSOLVED SOLIDS BY SM2540C		Method:M2540C				Analyst: HB	
Total Dissolved Solids (Residue, Filterable)	2,280		3.00	10.0	mg/L	1	24-Jun-2025 11:00
ALKALINITY BY SM2320B		Method:SM2320B				Analyst: OZ	
Alkalinity, Bicarbonate (As CaCO3)		U	3.00	10.0	mg/L	1	20-Jun-2025 17:30
Alkalinity, Carbonate (As CaCO3)	14.2		3.00	10.0	mg/L	1	20-Jun-2025 17:30
SULFIDE BY SM4500 S2-F		Method:SM4500 S2-F				Analyst: CD	
Sulfide	9.36		0.920	5.00	mg/L	1	24-Jun-2025 12:00
PH BY SM4500H+ B		Method:SM4500H+ B				Analyst: CD	
pH	9.94	H	0.100	1.00	pH Units	1	20-Jun-2025 17:30
Temp Deg C @pH	22.9	H	0	0	°C	1	20-Jun-2025 17:30
ANIONS BY SW9056A		Method:SW9056				Analyst: TH	
Bromide	0.338		0.0300	0.100	mg/L	1	23-Jun-2025 10:58
Chloride	1,230		4.00	10.0	mg/L	20	23-Jun-2025 11:04
Sulfate	249		4.00	10.0	mg/L	20	23-Jun-2025 11:04

Note: See Qualifiers Page for a list of qualifiers and their explanation.

PRELIMINARY

Client: Environmental Resources Mgmt.
 Project: Sulphur Dome
 Sample ID: FB-061725
 Collection Date: 17-Jun-2025 15:00

ANALYTICAL REPORT
 WorkOrder:HS25061041
 Lab ID:HS25061041-05
 Matrix:Water

ANALYSES	RESULT	QUAL	MDL	REPORT LIMIT	UNITS	DILUTION FACTOR	DATE ANALYZED
LOW LEVEL VOLATILES BY SW8260C		Method:SW8260		Analyst: DP			
Benzene	U		0.00028	0.0020	mg/L	1	21-Jun-2025 02:45
Ethylbenzene	U		0.00033	0.0020	mg/L	1	21-Jun-2025 02:45
m,p-Xylene	U		0.00061	0.0040	mg/L	1	21-Jun-2025 02:45
o-Xylene	U		0.00031	0.0020	mg/L	1	21-Jun-2025 02:45
Toluene	U		0.00033	0.0020	mg/L	1	21-Jun-2025 02:45
Xylenes, Total	U		0.00092	0.0060	mg/L	1	21-Jun-2025 02:45
<i>Surr: 1,2-Dichloroethane-d4</i>	116			70-126	%REC	1	21-Jun-2025 02:45
<i>Surr: 4-Bromofluorobenzene</i>	113			77-113	%REC	1	21-Jun-2025 02:45
<i>Surr: Dibromofluoromethane</i>	105			77-123	%REC	1	21-Jun-2025 02:45
<i>Surr: Toluene-d8</i>	105			82-127	%REC	1	21-Jun-2025 02:45
MASSACHUSETTS VPH, FEB 2018, REV 2.1		Method:MA VPH		Analyst: LC			
Aliphatics >C6 - C8	U		0.00180	0.00500	mg/L	1	24-Jun-2025 19:43
Aliphatics >C8 - C10	U		0.000400	0.00500	mg/L	1	24-Jun-2025 19:43
Aromatics >C8 - C10	U		0.000600	0.0200	mg/L	1	24-Jun-2025 19:43
<i>Surr: 2,5-Dibromotoluene (Aliphatic)</i>	86.1			70-130	%REC	1	24-Jun-2025 19:43
<i>Surr: 2,5-Dibromotoluene (Aromatic)</i>	70.7			70-130	%REC	1	24-Jun-2025 19:43
MASSACHUSETTS EPH R2.1, DEC 2019		Method:MA EPH		Prep:SW3510 / 24-Jun-2025		Analyst: SAM	
Aliphatics >C10 - C12	U		0.0250	0.100	mg/L	1	25-Jun-2025 19:57
Aliphatics >C12 - C16	U		0.0250	0.100	mg/L	1	25-Jun-2025 19:57
Aliphatics >C16 - C35	U		0.0250	0.100	mg/L	1	25-Jun-2025 19:57
Aromatics >C10 - C12	U		0.0250	0.100	mg/L	1	25-Jun-2025 19:57
Aromatics >C12 - C16	U		0.0250	0.100	mg/L	1	25-Jun-2025 19:57
Aromatics >C16 - C21	U		0.0250	0.100	mg/L	1	25-Jun-2025 19:57
Aromatics >C21 - C35	U		0.0250	0.100	mg/L	1	25-Jun-2025 19:57
<i>Surr: 1-Chlorooctadecane</i>	65.5			40-140	%REC	1	25-Jun-2025 19:57
<i>Surr: 2-Bromonaphthalene</i>	81.9			40-140	%REC	1	25-Jun-2025 19:57
<i>Surr: 2-Fluorobiphenyl</i>	88.3			40-140	%REC	1	25-Jun-2025 19:57
<i>Surr: o-Terphenyl</i>	64.2			40-140	%REC	1	25-Jun-2025 19:57

Note: See Qualifiers Page for a list of qualifiers and their explanation.

PRELIMINARY

Client: Environmental Resources Mgmt.
 Project: Sulphur Dome
 Sample ID: FB-061725
 Collection Date: 17-Jun-2025 15:00

ANALYTICAL REPORT
 WorkOrder:HS25061041
 Lab ID:HS25061041-05
 Matrix:Water

ANALYSES	RESULT	QUAL	MDL	REPORT LIMIT	UNITS	DILUTION FACTOR	DATE ANALYZED
ICP-MS METALS BY SW6020A		Method:SW6020A		Prep:SW3010A / 25-Jun-2025		Analyst: JC	
Arsenic	U		0.000400	0.00200	mg/L	1	26-Jun-2025 11:39
Barium	U		0.00190	0.00400	mg/L	1	26-Jun-2025 11:39
Calcium	U		0.0340	0.500	mg/L	1	26-Jun-2025 11:39
Chromium	U		0.000400	0.00400	mg/L	1	26-Jun-2025 11:39
Iron	0.0136	J	0.0120	0.200	mg/L	1	26-Jun-2025 11:39
Lead	U		0.000600	0.00200	mg/L	1	26-Jun-2025 11:39
Magnesium	0.0185	J	0.0100	0.200	mg/L	1	26-Jun-2025 11:39
Manganese	U		0.000700	0.00500	mg/L	1	26-Jun-2025 11:39
Nickel	U		0.000600	0.00200	mg/L	1	26-Jun-2025 11:39
Potassium	0.0368	J	0.0180	0.200	mg/L	1	26-Jun-2025 11:39
Sodium	0.482		0.0140	0.200	mg/L	1	26-Jun-2025 11:39
Strontium	0.000361	J	0.000200	0.00500	mg/L	1	26-Jun-2025 11:39
Vanadium	U		0.000600	0.00500	mg/L	1	26-Jun-2025 11:39
Zinc	0.00286	J	0.00200	0.00400	mg/L	1	26-Jun-2025 11:39
MERCURY BY SW7470A		Method:SW7470A		Prep:SW7470A / 25-Jun-2025		Analyst: JS	
Mercury	U		0.0000300	0.000200	mg/L	1	25-Jun-2025 17:22
HYDROGEN SULFIDE BY E376.1		Method:E376.1				Analyst: CD	
Hydrogen Sulfide	U		0.500	1.00	mg/L	1	24-Jun-2025 12:00
TOTAL DISSOLVED SOLIDS BY SM2540C		Method:M2540C				Analyst: HB	
Total Dissolved Solids (Residue, Filterable)	U		3.00	10.0	mg/L	1	24-Jun-2025 11:00
ALKALINITY BY SM2320B		Method:SM2320B				Analyst: OZ	
Alkalinity, Bicarbonate (As CaCO3)	U		3.00	10.0	mg/L	1	20-Jun-2025 17:35
Alkalinity, Carbonate (As CaCO3)	U		3.00	10.0	mg/L	1	20-Jun-2025 17:35
SULFIDE BY SM4500 S2-F		Method:SM4500 S2-F				Analyst: CD	
Sulfide	U		0.920	5.00	mg/L	1	24-Jun-2025 12:00
PH BY SM4500H+ B		Method:SM4500H+ B				Analyst: CD	
pH	5.82	H	0.100	1.00	pH Units	1	20-Jun-2025 17:35
Temp Deg C @pH	23.4	H	0	0	°C	1	20-Jun-2025 17:35
ANIONS BY SW9056A		Method:SW9056				Analyst: TH	
Bromide	U		0.0300	0.100	mg/L	1	23-Jun-2025 11:10
Chloride	0.227	J	0.200	0.500	mg/L	1	23-Jun-2025 11:10
Sulfate	U		0.200	0.500	mg/L	1	23-Jun-2025 11:10

Note: See Qualifiers Page for a list of qualifiers and their explanation.

PRELIMINARY

Client: Environmental Resources Mgmt.
 Project: Sulphur Dome
 Sample ID: Cottages
 Collection Date: 18-Jun-2025 10:30

ANALYTICAL REPORT
 WorkOrder:HS25061041
 Lab ID:HS25061041-06
 Matrix:Water

ANALYSES	RESULT	QUAL	MDL	REPORT LIMIT	UNITS	DILUTION FACTOR	DATE ANALYZED
LOW LEVEL VOLATILES BY SW8260C		Method:SW8260		Analyst: DP			
Benzene	U		0.00028	0.0020	mg/L	1	21-Jun-2025 03:07
Ethylbenzene	U		0.00033	0.0020	mg/L	1	21-Jun-2025 03:07
m,p-Xylene	U		0.00061	0.0040	mg/L	1	21-Jun-2025 03:07
o-Xylene	U		0.00031	0.0020	mg/L	1	21-Jun-2025 03:07
Toluene	U		0.00033	0.0020	mg/L	1	21-Jun-2025 03:07
Xylenes, Total	U		0.00092	0.0060	mg/L	1	21-Jun-2025 03:07
<i>Surr: 1,2-Dichloroethane-d4</i>	117			70-126	%REC	1	21-Jun-2025 03:07
<i>Surr: 4-Bromofluorobenzene</i>	107			77-113	%REC	1	21-Jun-2025 03:07
<i>Surr: Dibromofluoromethane</i>	105			77-123	%REC	1	21-Jun-2025 03:07
<i>Surr: Toluene-d8</i>	104			82-127	%REC	1	21-Jun-2025 03:07
MASSACHUSETTS VPH, FEB 2018, REV 2.1		Method:MA VPH		Analyst: LC			
Aliphatics >C6 - C8	U		0.00180	0.00500	mg/L	1	25-Jun-2025 02:11
Aliphatics >C8 - C10	U		0.000400	0.00500	mg/L	1	25-Jun-2025 02:11
Aromatics >C8 - C10	U		0.000600	0.0200	mg/L	1	25-Jun-2025 02:11
<i>Surr: 2,5-Dibromotoluene (Aliphatic)</i>	74.3			70-130	%REC	1	25-Jun-2025 02:11
<i>Surr: 2,5-Dibromotoluene (Aromatic)</i>	86.6			70-130	%REC	1	25-Jun-2025 02:11
MASSACHUSETTS EPH R2.1, DEC 2019		Method:MA EPH		Prep:SW3510 / 24-Jun-2025		Analyst: SAM	
Aliphatics >C10 - C12	U		0.0250	0.100	mg/L	1	25-Jun-2025 20:25
Aliphatics >C12 - C16	U		0.0250	0.100	mg/L	1	25-Jun-2025 20:25
Aliphatics >C16 - C35	U		0.0250	0.100	mg/L	1	25-Jun-2025 20:25
Aromatics >C10 - C12	U		0.0250	0.100	mg/L	1	25-Jun-2025 20:25
Aromatics >C12 - C16	U		0.0250	0.100	mg/L	1	25-Jun-2025 20:25
Aromatics >C16 - C21	U		0.0250	0.100	mg/L	1	25-Jun-2025 20:25
Aromatics >C21 - C35	U		0.0250	0.100	mg/L	1	25-Jun-2025 20:25
<i>Surr: 1-Chlorooctadecane</i>	80.9			40-140	%REC	1	25-Jun-2025 20:25
<i>Surr: 2-Bromonaphthalene</i>	82.9			40-140	%REC	1	25-Jun-2025 20:25
<i>Surr: 2-Fluorobiphenyl</i>	80.1			40-140	%REC	1	25-Jun-2025 20:25
<i>Surr: o-Terphenyl</i>	71.1			40-140	%REC	1	25-Jun-2025 20:25

Note: See Qualifiers Page for a list of qualifiers and their explanation.

PRELIMINARY
 Page 16 of 86

Client: Environmental Resources Mgmt.
 Project: Sulphur Dome
 Sample ID: Cottages
 Collection Date: 18-Jun-2025 10:30

ANALYTICAL REPORT
 WorkOrder:HS25061041
 Lab ID:HS25061041-06
 Matrix:Water

ANALYSES	RESULT	QUAL	MDL	REPORT LIMIT	UNITS	DILUTION FACTOR	DATE ANALYZED
ICP-MS METALS BY SW6020A		Method:SW6020A		Prep:SW3010A / 25-Jun-2025		Analyst: JC	
Arsenic		U	0.000400	0.00200	mg/L	1	26-Jun-2025 11:48
Barium	0.182		0.00190	0.00400	mg/L	1	26-Jun-2025 11:48
Calcium	15.3		0.0340	0.500	mg/L	1	26-Jun-2025 11:48
Chromium		U	0.000400	0.00400	mg/L	1	26-Jun-2025 11:48
Iron	5.13		0.0120	0.200	mg/L	1	26-Jun-2025 11:48
Lead	0.000626	J	0.000600	0.00200	mg/L	1	26-Jun-2025 11:48
Magnesium	4.22		0.0100	0.200	mg/L	1	26-Jun-2025 11:48
Manganese	0.186		0.000700	0.00500	mg/L	1	26-Jun-2025 11:48
Nickel	0.00334		0.000600	0.00200	mg/L	1	26-Jun-2025 11:48
Potassium	2.44		0.0180	0.200	mg/L	1	26-Jun-2025 11:48
Sodium	70.5		0.0140	0.200	mg/L	1	26-Jun-2025 11:48
Strontium	0.171		0.000200	0.00500	mg/L	1	26-Jun-2025 11:48
Vanadium		U	0.000600	0.00500	mg/L	1	26-Jun-2025 11:48
Zinc	0.277		0.00200	0.00400	mg/L	1	26-Jun-2025 11:48
MERCURY BY SW7470A		Method:SW7470A		Prep:SW7470A / 25-Jun-2025		Analyst: JS	
Mercury		U	0.0000300	0.000200	mg/L	1	25-Jun-2025 17:23
HYDROGEN SULFIDE BY E376.1		Method:E376.1				Analyst: CD	
Hydrogen Sulfide		U	0.500	1.00	mg/L	1	24-Jun-2025 12:00
TOTAL DISSOLVED SOLIDS BY SM2540C		Method:M2540C				Analyst: HB	
Total Dissolved Solids (Residue, Filterable)	202		3.00	10.0	mg/L	1	24-Jun-2025 11:00
ALKALINITY BY SM2320B		Method:SM2320B				Analyst: OZ	
Alkalinity, Bicarbonate (As CaCO3)	133		3.00	10.0	mg/L	1	20-Jun-2025 17:40
Alkalinity, Carbonate (As CaCO3)		U	3.00	10.0	mg/L	1	20-Jun-2025 17:40
SULFIDE BY SM4500 S2-F		Method:SM4500 S2-F				Analyst: CD	
Sulfide		U	0.920	5.00	mg/L	1	24-Jun-2025 12:00
PH BY SM4500H+ B		Method:SM4500H+ B				Analyst: CD	
pH	7.34	H	0.100	1.00	pH Units	1	20-Jun-2025 17:40
Temp Deg C @pH	23.6	H	0	0	°C	1	20-Jun-2025 17:40
ANIONS BY SW9056A		Method:SW9056				Analyst: TH	
Bromide	0.117		0.0300	0.100	mg/L	1	23-Jun-2025 11:16
Chloride	50.4		0.200	0.500	mg/L	1	23-Jun-2025 11:16
Sulfate	0.393	J	0.200	0.500	mg/L	1	23-Jun-2025 11:16

Note: See Qualifiers Page for a list of qualifiers and their explanation.

PRELIMINARY

Client: Environmental Resources Mgmt.
 Project: Sulphur Dome
 Sample ID: MW-2-200
 Collection Date: 18-Jun-2025 12:15

ANALYTICAL REPORT
 WorkOrder:HS25061041
 Lab ID:HS25061041-07
 Matrix:Water

ANALYSES	RESULT	QUAL	MDL	REPORT LIMIT	UNITS	DILUTION FACTOR	DATE ANALYZED
LOW LEVEL VOLATILES BY SW8260C		Method:SW8260		Analyst: DP			
Benzene	U		0.00028	0.0020	mg/L	1	21-Jun-2025 03:30
Ethylbenzene	U		0.00033	0.0020	mg/L	1	21-Jun-2025 03:30
m,p-Xylene	U		0.00061	0.0040	mg/L	1	21-Jun-2025 03:30
o-Xylene	U		0.00031	0.0020	mg/L	1	21-Jun-2025 03:30
Toluene	U		0.00033	0.0020	mg/L	1	21-Jun-2025 03:30
Xylenes, Total	U		0.00092	0.0060	mg/L	1	21-Jun-2025 03:30
<i>Surr: 1,2-Dichloroethane-d4</i>	114			70-126	%REC	1	21-Jun-2025 03:30
<i>Surr: 4-Bromofluorobenzene</i>	110			77-113	%REC	1	21-Jun-2025 03:30
<i>Surr: Dibromofluoromethane</i>	103			77-123	%REC	1	21-Jun-2025 03:30
<i>Surr: Toluene-d8</i>	105			82-127	%REC	1	21-Jun-2025 03:30
MASSACHUSETTS VPH, FEB 2018, REV 2.1		Method:MA VPH		Analyst: LC			
Aliphatics >C6 - C8	U		0.00180	0.00500	mg/L	1	25-Jun-2025 02:49
Aliphatics >C8 - C10	U		0.000400	0.00500	mg/L	1	25-Jun-2025 02:49
Aromatics >C8 - C10	U		0.000600	0.0200	mg/L	1	25-Jun-2025 02:49
<i>Surr: 2,5-Dibromotoluene (Aliphatic)</i>	90.2			70-130	%REC	1	25-Jun-2025 02:49
<i>Surr: 2,5-Dibromotoluene (Aromatic)</i>	97.6			70-130	%REC	1	25-Jun-2025 02:49
MASSACHUSETTS EPH R2.1, DEC 2019		Method:MA EPH		Prep:SW3510 / 24-Jun-2025		Analyst: SAM	
Aliphatics >C10 - C12	U		0.0250	0.100	mg/L	1	25-Jun-2025 21:52
Aliphatics >C12 - C16	U		0.0250	0.100	mg/L	1	25-Jun-2025 21:52
Aliphatics >C16 - C35	U		0.0250	0.100	mg/L	1	25-Jun-2025 21:52
Aromatics >C10 - C12	U		0.0250	0.100	mg/L	1	25-Jun-2025 21:52
Aromatics >C12 - C16	U		0.0250	0.100	mg/L	1	25-Jun-2025 21:52
Aromatics >C16 - C21	U		0.0250	0.100	mg/L	1	25-Jun-2025 21:52
Aromatics >C21 - C35	U		0.0250	0.100	mg/L	1	25-Jun-2025 21:52
<i>Surr: 1-Chlorooctadecane</i>	70.1			40-140	%REC	1	25-Jun-2025 21:52
<i>Surr: 2-Bromonaphthalene</i>	98.7			40-140	%REC	1	25-Jun-2025 21:52
<i>Surr: 2-Fluorobiphenyl</i>	95.3			40-140	%REC	1	25-Jun-2025 21:52
<i>Surr: o-Terphenyl</i>	70.3			40-140	%REC	1	25-Jun-2025 21:52

Note: See Qualifiers Page for a list of qualifiers and their explanation.

PRELIMINARY

Client: Environmental Resources Mgmt.
 Project: Sulphur Dome
 Sample ID: MW-2-200
 Collection Date: 18-Jun-2025 12:15

ANALYTICAL REPORT
 WorkOrder:HS25061041
 Lab ID:HS25061041-07
 Matrix:Water

ANALYSES	RESULT	QUAL	MDL	REPORT LIMIT	UNITS	DILUTION FACTOR	DATE ANALYZED
ICP-MS METALS BY SW6020A		Method:SW6020A		Prep:SW3010A / 25-Jun-2025		Analyst: JC	
Arsenic	0.000880	J	0.000400	0.00200	mg/L	1	26-Jun-2025 11:50
Barium	0.0985		0.00190	0.00400	mg/L	1	26-Jun-2025 11:50
Calcium	7.83		0.0340	0.500	mg/L	1	26-Jun-2025 11:50
Chromium	U		0.000400	0.00400	mg/L	1	26-Jun-2025 11:50
Iron	1.09		0.0120	0.200	mg/L	1	26-Jun-2025 11:50
Lead	U		0.000600	0.00200	mg/L	1	26-Jun-2025 11:50
Magnesium	2.77		0.0100	0.200	mg/L	1	26-Jun-2025 11:50
Manganese	0.0135		0.000700	0.00500	mg/L	1	26-Jun-2025 11:50
Nickel	U		0.000600	0.00200	mg/L	1	26-Jun-2025 11:50
Potassium	4.78		0.0180	0.200	mg/L	1	26-Jun-2025 11:50
Sodium	82.1		0.0140	0.200	mg/L	1	26-Jun-2025 11:50
Strontium	0.244		0.000200	0.00500	mg/L	1	26-Jun-2025 11:50
Vanadium	U		0.000600	0.00500	mg/L	1	26-Jun-2025 11:50
Zinc	0.00913		0.00200	0.00400	mg/L	1	26-Jun-2025 11:50
MERCURY BY SW7470A		Method:SW7470A		Prep:SW7470A / 25-Jun-2025		Analyst: JS	
Mercury	U		0.0000300	0.000200	mg/L	1	25-Jun-2025 17:25
HYDROGEN SULFIDE BY E376.1		Method:E376.1				Analyst: CD	
Hydrogen Sulfide	5.70		0.500	1.00	mg/L	1	24-Jun-2025 12:00
TOTAL DISSOLVED SOLIDS BY SM2540C		Method:M2540C				Analyst: HB	
Total Dissolved Solids (Residue, Filterable)	240		3.00	10.0	mg/L	1	24-Jun-2025 11:00
ALKALINITY BY SM2320B		Method:SM2320B				Analyst: OZ	
Alkalinity, Bicarbonate (As CaCO3)	165		3.00	10.0	mg/L	1	20-Jun-2025 18:00
Alkalinity, Carbonate (As CaCO3)	17.2		3.00	10.0	mg/L	1	20-Jun-2025 18:00
SULFIDE BY SM4500 S2-F		Method:SM4500 S2-F				Analyst: CD	
Sulfide	5.36		0.920	5.00	mg/L	1	24-Jun-2025 12:00
PH BY SM4500H+ B		Method:SM4500H+ B				Analyst: CD	
pH	8.80	H	0.100	1.00	pH Units	1	20-Jun-2025 18:00
Temp Deg C @pH	23.2	H	0	0	°C	1	20-Jun-2025 18:00
ANIONS BY SW9056A		Method:SW9056				Analyst: TH	
Bromide	U		0.0300	0.100	mg/L	1	23-Jun-2025 11:22
Chloride	22.9		0.200	0.500	mg/L	1	23-Jun-2025 11:22
Sulfate	U		0.200	0.500	mg/L	1	23-Jun-2025 11:22

Note: See Qualifiers Page for a list of qualifiers and their explanation.

PRELIMINARY

Client: Environmental Resources Mgmt.
 Project: Sulphur Dome
 Sample ID: MW-2-500
 Collection Date: 18-Jun-2025 14:20

ANALYTICAL REPORT
 WorkOrder:HS25061041
 Lab ID:HS25061041-08
 Matrix:Water

ANALYSES	RESULT	QUAL	MDL	REPORT LIMIT	UNITS	DILUTION FACTOR	DATE ANALYZED
LOW LEVEL VOLATILES BY SW8260C			Method:SW8260			Analyst: DP	
Benzene	U		0.00028	0.0020	mg/L	1	21-Jun-2025 03:52
Ethylbenzene	U		0.00033	0.0020	mg/L	1	21-Jun-2025 03:52
m,p-Xylene	0.0010	J	0.00061	0.0040	mg/L	1	21-Jun-2025 03:52
o-Xylene	0.00098	J	0.00031	0.0020	mg/L	1	21-Jun-2025 03:52
Toluene	U		0.00033	0.0020	mg/L	1	21-Jun-2025 03:52
Xylenes, Total	0.0020	J	0.00092	0.0060	mg/L	1	21-Jun-2025 03:52
<i>Surr: 1,2-Dichloroethane-d4</i>	117			70-126	%REC	1	21-Jun-2025 03:52
<i>Surr: 4-Bromofluorobenzene</i>	113	S		77-113	%REC	1	21-Jun-2025 03:52
<i>Surr: Dibromofluoromethane</i>	105			77-123	%REC	1	21-Jun-2025 03:52
<i>Surr: Toluene-d8</i>	104			82-127	%REC	1	21-Jun-2025 03:52
MASSACHUSETTS VPH, FEB 2018, REV 2.1			Method:MA VPH			Analyst: LC	
Aliphatics >C6 - C8	U		0.00180	0.00500	mg/L	1	25-Jun-2025 03:28
Aliphatics >C8 - C10	U		0.000400	0.00500	mg/L	1	25-Jun-2025 03:28
Aromatics >C8 - C10	U		0.000600	0.0200	mg/L	1	25-Jun-2025 03:28
<i>Surr: 2,5-Dibromotoluene (Aliphatic)</i>	73.6			70-130	%REC	1	25-Jun-2025 03:28
<i>Surr: 2,5-Dibromotoluene (Aromatic)</i>	82.0			70-130	%REC	1	25-Jun-2025 03:28
MASSACHUSETTS EPH R2.1, DEC 2019			Method:MA EPH			Prep:SW3510 / 24-Jun-2025	Analyst: SAM
Aliphatics >C10 - C12	U		0.0250	0.100	mg/L	1	25-Jun-2025 22:20
Aliphatics >C12 - C16	U		0.0250	0.100	mg/L	1	25-Jun-2025 22:20
Aliphatics >C16 - C35	U		0.0250	0.100	mg/L	1	25-Jun-2025 22:20
Aromatics >C10 - C12	U		0.0250	0.100	mg/L	1	25-Jun-2025 22:20
Aromatics >C12 - C16	U		0.0250	0.100	mg/L	1	25-Jun-2025 22:20
Aromatics >C16 - C21	U		0.0250	0.100	mg/L	1	25-Jun-2025 22:20
Aromatics >C21 - C35	U		0.0250	0.100	mg/L	1	25-Jun-2025 22:20
<i>Surr: 1-Chlorooctadecane</i>	62.3			40-140	%REC	1	25-Jun-2025 22:20
<i>Surr: 2-Bromonaphthalene</i>	94.4			40-140	%REC	1	25-Jun-2025 22:20
<i>Surr: 2-Fluorobiphenyl</i>	91.8			40-140	%REC	1	25-Jun-2025 22:20
<i>Surr: o-Terphenyl</i>	60.2			40-140	%REC	1	25-Jun-2025 22:20

Note: See Qualifiers Page for a list of qualifiers and their explanation.

PRELIMINARY

Client: Environmental Resources Mgmt.
 Project: Sulphur Dome
 Sample ID: MW-2-500
 Collection Date: 18-Jun-2025 14:20

ANALYTICAL REPORT
 WorkOrder:HS25061041
 Lab ID:HS25061041-08
 Matrix:Water

ANALYSES	RESULT	QUAL	MDL	REPORT LIMIT	UNITS	DILUTION FACTOR	DATE ANALYZED
ICP-MS METALS BY SW6020A		Method:SW6020A		Prep:SW3010A / 25-Jun-2025		Analyst: JC	
Arsenic	0.000929	J	0.000400	0.00200	mg/L	1	26-Jun-2025 11:52
Barium	0.0971		0.00190	0.00400	mg/L	1	26-Jun-2025 11:52
Calcium	6.50		0.0340	0.500	mg/L	1	26-Jun-2025 11:52
Chromium	U		0.000400	0.00400	mg/L	1	26-Jun-2025 11:52
Iron	1.63		0.0120	0.200	mg/L	1	26-Jun-2025 11:52
Lead	U		0.000600	0.00200	mg/L	1	26-Jun-2025 11:52
Magnesium	1.24		0.0100	0.200	mg/L	1	26-Jun-2025 11:52
Manganese	0.0334		0.000700	0.00500	mg/L	1	26-Jun-2025 11:52
Nickel	0.000857	J	0.000600	0.00200	mg/L	1	26-Jun-2025 11:52
Potassium	56.9		0.0180	0.200	mg/L	1	26-Jun-2025 11:52
Sodium	76.3		0.0140	0.200	mg/L	1	26-Jun-2025 11:52
Strontium	0.498		0.000200	0.00500	mg/L	1	26-Jun-2025 11:52
Vanadium	U		0.000600	0.00500	mg/L	1	26-Jun-2025 11:52
Zinc	0.00387	J	0.00200	0.00400	mg/L	1	26-Jun-2025 11:52
MERCURY BY SW7470A		Method:SW7470A		Prep:SW7470A / 25-Jun-2025		Analyst: JS	
Mercury	U		0.0000300	0.000200	mg/L	1	25-Jun-2025 17:27
HYDROGEN SULFIDE BY E376.1		Method:E376.1				Analyst: CD	
Hydrogen Sulfide	9.94		0.500	1.00	mg/L	1	24-Jun-2025 12:00
TOTAL DISSOLVED SOLIDS BY SM2540C		Method:M2540C				Analyst: HB	
Total Dissolved Solids (Residue, Filterable)	360		3.00	10.0	mg/L	1	24-Jun-2025 11:00
ALKALINITY BY SM2320B		Method:SM2320B				Analyst: OZ	
Alkalinity, Bicarbonate (As CaCO3)	6.60	J	3.00	10.0	mg/L	1	20-Jun-2025 18:04
Alkalinity, Carbonate (As CaCO3)	186		3.00	10.0	mg/L	1	20-Jun-2025 18:04
SULFIDE BY SM4500 S2-F		Method:SM4500 S2-F				Analyst: CD	
Sulfide	9.36		0.920	5.00	mg/L	1	24-Jun-2025 12:00
PH BY SM4500H+ B		Method:SM4500H+ B				Analyst: CD	
pH	10.6	H	0.100	1.00	pH Units	1	20-Jun-2025 18:04
Temp Deg C @pH	23.1	H	0	0	°C	1	20-Jun-2025 18:04
ANIONS BY SW9056A		Method:SW9056				Analyst: TH	
Bromide	U		0.0300	0.100	mg/L	1	23-Jun-2025 11:28
Chloride	36.0		0.200	0.500	mg/L	1	23-Jun-2025 11:28
Sulfate	1.69		0.200	0.500	mg/L	1	23-Jun-2025 11:28

Note: See Qualifiers Page for a list of qualifiers and their explanation.

PRELIMINARY

Client: Environmental Resources Mgmt.
 Project: Sulphur Dome
 Sample ID: MW-2-700
 Collection Date: 18-Jun-2025 16:00

ANALYTICAL REPORT
 WorkOrder:HS25061041
 Lab ID:HS25061041-09
 Matrix:Water

ANALYSES	RESULT	QUAL	MDL	REPORT LIMIT	UNITS	DILUTION FACTOR	DATE ANALYZED
LOW LEVEL VOLATILES BY SW8260C		Method:SW8260		Analyst: DP			
Benzene	U		0.00028	0.0020	mg/L	1	21-Jun-2025 04:14
Ethylbenzene	U		0.00033	0.0020	mg/L	1	21-Jun-2025 04:14
m,p-Xylene	U		0.00061	0.0040	mg/L	1	21-Jun-2025 04:14
o-Xylene	U		0.00031	0.0020	mg/L	1	21-Jun-2025 04:14
Toluene	U		0.00033	0.0020	mg/L	1	21-Jun-2025 04:14
Xylenes, Total	U		0.00092	0.0060	mg/L	1	21-Jun-2025 04:14
<i>Surr: 1,2-Dichloroethane-d4</i>	119			70-126	%REC	1	21-Jun-2025 04:14
<i>Surr: 4-Bromofluorobenzene</i>	109			77-113	%REC	1	21-Jun-2025 04:14
<i>Surr: Dibromofluoromethane</i>	105			77-123	%REC	1	21-Jun-2025 04:14
<i>Surr: Toluene-d8</i>	102			82-127	%REC	1	21-Jun-2025 04:14
MASSACHUSETTS VPH, FEB 2018, REV 2.1		Method:MA VPH		Analyst: LC			
Aliphatics >C6 - C8	U		0.00180	0.00500	mg/L	1	25-Jun-2025 04:07
Aliphatics >C8 - C10	U		0.000400	0.00500	mg/L	1	25-Jun-2025 04:07
Aromatics >C8 - C10	U		0.000600	0.0200	mg/L	1	25-Jun-2025 04:07
<i>Surr: 2,5-Dibromotoluene (Aliphatic)</i>	84.4			70-130	%REC	1	25-Jun-2025 04:07
<i>Surr: 2,5-Dibromotoluene (Aromatic)</i>	87.3			70-130	%REC	1	25-Jun-2025 04:07
MASSACHUSETTS EPH R2.1, DEC 2019		Method:MA EPH		Prep:SW3510 / 24-Jun-2025		Analyst: SAM	
Aliphatics >C10 - C12	U		0.0250	0.100	mg/L	1	25-Jun-2025 22:49
Aliphatics >C12 - C16	U		0.0250	0.100	mg/L	1	25-Jun-2025 22:49
Aliphatics >C16 - C35	U		0.0250	0.100	mg/L	1	25-Jun-2025 22:49
Aromatics >C10 - C12	U		0.0250	0.100	mg/L	1	25-Jun-2025 22:49
Aromatics >C12 - C16	U		0.0250	0.100	mg/L	1	25-Jun-2025 22:49
Aromatics >C16 - C21	U		0.0250	0.100	mg/L	1	25-Jun-2025 22:49
Aromatics >C21 - C35	U		0.0250	0.100	mg/L	1	25-Jun-2025 22:49
<i>Surr: 1-Chlorooctadecane</i>	69.9			40-140	%REC	1	25-Jun-2025 22:49
<i>Surr: 2-Bromonaphthalene</i>	91.3			40-140	%REC	1	25-Jun-2025 22:49
<i>Surr: 2-Fluorobiphenyl</i>	88.5			40-140	%REC	1	25-Jun-2025 22:49
<i>Surr: o-Terphenyl</i>	63.8			40-140	%REC	1	25-Jun-2025 22:49

Note: See Qualifiers Page for a list of qualifiers and their explanation.

PRELIMINARY

Client: Environmental Resources Mgmt.
 Project: Sulphur Dome
 Sample ID: MW-2-700
 Collection Date: 18-Jun-2025 16:00

ANALYTICAL REPORT
 WorkOrder:HS25061041
 Lab ID:HS25061041-09
 Matrix:Water

ANALYSES	RESULT	QUAL	MDL	REPORT LIMIT	UNITS	DILUTION FACTOR	DATE ANALYZED
ICP-MS METALS BY SW6020A		Method:SW6020A		Prep:SW3010A / 25-Jun-2025		Analyst: JC	
Arsenic	0.000953	J	0.000400	0.00200	mg/L	1	26-Jun-2025 11:54
Barium	0.0138		0.00190	0.00400	mg/L	1	26-Jun-2025 11:54
Calcium	1.40		0.0340	0.500	mg/L	1	26-Jun-2025 11:54
Chromium	U		0.000400	0.00400	mg/L	1	26-Jun-2025 11:54
Iron	0.528		0.0120	0.200	mg/L	1	26-Jun-2025 11:54
Lead	U		0.000600	0.00200	mg/L	1	26-Jun-2025 11:54
Magnesium	0.0602	J	0.0100	0.200	mg/L	1	26-Jun-2025 11:54
Manganese	0.00417	J	0.000700	0.00500	mg/L	1	26-Jun-2025 11:54
Nickel	0.00191	J	0.000600	0.00200	mg/L	1	26-Jun-2025 11:54
Potassium	4.68		0.0180	0.200	mg/L	1	26-Jun-2025 11:54
Sodium	199		0.280	4.00	mg/L	20	26-Jun-2025 12:44
Strontium	0.0275		0.000200	0.00500	mg/L	1	26-Jun-2025 11:54
Vanadium	U		0.000600	0.00500	mg/L	1	26-Jun-2025 11:54
Zinc	0.00759		0.00200	0.00400	mg/L	1	26-Jun-2025 11:54
MERCURY BY SW7470A		Method:SW7470A		Prep:SW7470A / 25-Jun-2025		Analyst: JS	
Mercury	U		0.0000300	0.000200	mg/L	1	25-Jun-2025 17:29
HYDROGEN SULFIDE BY E376.1		Method:E376.1				Analyst: CD	
Hydrogen Sulfide	9.94		0.500	1.00	mg/L	1	24-Jun-2025 12:00
TOTAL DISSOLVED SOLIDS BY SM2540C		Method:M2540C				Analyst: HB	
Total Dissolved Solids (Residue, Filterable)	360		3.00	10.0	mg/L	1	24-Jun-2025 11:00
ALKALINITY BY SM2320B		Method:SM2320B				Analyst: OZ	
Alkalinity, Bicarbonate (As CaCO3)	67.9		3.00	10.0	mg/L	1	20-Jun-2025 18:10
Alkalinity, Carbonate (As CaCO3)	151		3.00	10.0	mg/L	1	20-Jun-2025 18:10
SULFIDE BY SM4500 S2-F		Method:SM4500 S2-F				Analyst: CD	
Sulfide	9.36		0.920	5.00	mg/L	1	24-Jun-2025 12:00
PH BY SM4500H+ B		Method:SM4500H+ B				Analyst: CD	
pH	10.2	H	0.100	1.00	pH Units	1	20-Jun-2025 18:10
Temp Deg C @pH	23.2	H	0	0	°C	1	20-Jun-2025 18:10
ANIONS BY SW9056A		Method:SW9056				Analyst: TH	
Bromide	0.184		0.0300	0.100	mg/L	1	23-Jun-2025 11:34
Chloride	125		2.00	5.00	mg/L	10	23-Jun-2025 11:39
Sulfate	0.215	J	0.200	0.500	mg/L	1	23-Jun-2025 11:34

Note: See Qualifiers Page for a list of qualifiers and their explanation.

PRELIMINARY

Client: Environmental Resources Mgmt.
 Project: Sulphur Dome
 Sample ID: 019-1603
 Collection Date: 18-Jun-2025 10:00

ANALYTICAL REPORT
 WorkOrder:HS25061041
 Lab ID:HS25061041-10
 Matrix:Water

ANALYSES	RESULT	QUAL	MDL	REPORT LIMIT	UNITS	DILUTION FACTOR	DATE ANALYZED
LOW LEVEL VOLATILES BY SW8260C		Method:SW8260		Analyst: DP			
Benzene	U		0.00028	0.0020	mg/L	1	21-Jun-2025 04:36
Ethylbenzene	U		0.00033	0.0020	mg/L	1	21-Jun-2025 04:36
m,p-Xylene	U		0.00061	0.0040	mg/L	1	21-Jun-2025 04:36
o-Xylene	U		0.00031	0.0020	mg/L	1	21-Jun-2025 04:36
Toluene	U		0.00033	0.0020	mg/L	1	21-Jun-2025 04:36
Xylenes, Total	U		0.00092	0.0060	mg/L	1	21-Jun-2025 04:36
<i>Surr: 1,2-Dichloroethane-d4</i>	117			70-126	%REC	1	21-Jun-2025 04:36
<i>Surr: 4-Bromofluorobenzene</i>	108			77-113	%REC	1	21-Jun-2025 04:36
<i>Surr: Dibromofluoromethane</i>	106			77-123	%REC	1	21-Jun-2025 04:36
<i>Surr: Toluene-d8</i>	103			82-127	%REC	1	21-Jun-2025 04:36
MASSACHUSETTS VPH, FEB 2018, REV 2.1		Method:MA VPH		Analyst: LC			
Aliphatics >C6 - C8	U		0.00180	0.00500	mg/L	1	25-Jun-2025 04:46
Aliphatics >C8 - C10	U		0.000400	0.00500	mg/L	1	25-Jun-2025 04:46
Aromatics >C8 - C10	U		0.000600	0.0200	mg/L	1	25-Jun-2025 04:46
<i>Surr: 2,5-Dibromotoluene (Aliphatic)</i>	89.0			70-130	%REC	1	25-Jun-2025 04:46
<i>Surr: 2,5-Dibromotoluene (Aromatic)</i>	91.3			70-130	%REC	1	25-Jun-2025 04:46
MASSACHUSETTS EPH R2.1, DEC 2019		Method:MA EPH		Prep:SW3510 / 24-Jun-2025		Analyst: SAM	
Aliphatics >C10 - C12	U		0.0250	0.100	mg/L	1	25-Jun-2025 23:18
Aliphatics >C12 - C16	U		0.0250	0.100	mg/L	1	25-Jun-2025 23:18
Aliphatics >C16 - C35	U		0.0250	0.100	mg/L	1	25-Jun-2025 23:18
Aromatics >C10 - C12	U		0.0250	0.100	mg/L	1	25-Jun-2025 23:18
Aromatics >C12 - C16	U		0.0250	0.100	mg/L	1	25-Jun-2025 23:18
Aromatics >C16 - C21	U		0.0250	0.100	mg/L	1	25-Jun-2025 23:18
Aromatics >C21 - C35	U		0.0250	0.100	mg/L	1	25-Jun-2025 23:18
<i>Surr: 1-Chlorooctadecane</i>	62.6			40-140	%REC	1	25-Jun-2025 23:18
<i>Surr: 2-Bromonaphthalene</i>	88.6			40-140	%REC	1	25-Jun-2025 23:18
<i>Surr: 2-Fluorobiphenyl</i>	86.0			40-140	%REC	1	25-Jun-2025 23:18
<i>Surr: o-Terphenyl</i>	68.4			40-140	%REC	1	25-Jun-2025 23:18

Note: See Qualifiers Page for a list of qualifiers and their explanation.

PRELIMINARY

Client: Environmental Resources Mgmt.
 Project: Sulphur Dome
 Sample ID: 019-1603
 Collection Date: 18-Jun-2025 10:00

ANALYTICAL REPORT
 WorkOrder:HS25061041
 Lab ID:HS25061041-10
 Matrix:Water

ANALYSES	RESULT	QUAL	MDL	REPORT LIMIT	UNITS	DILUTION FACTOR	DATE ANALYZED
ICP-MS METALS BY SW6020A		Method:SW6020A		Prep:SW3010A / 25-Jun-2025		Analyst: JC	
Arsenic		U	0.000400	0.00200	mg/L	1	26-Jun-2025 11:56
Barium	0.207		0.00190	0.00400	mg/L	1	26-Jun-2025 11:56
Calcium	23.0		0.0340	0.500	mg/L	1	26-Jun-2025 11:56
Chromium		U	0.000400	0.00400	mg/L	1	26-Jun-2025 11:56
Iron	3.40		0.0120	0.200	mg/L	1	26-Jun-2025 11:56
Lead		U	0.000600	0.00200	mg/L	1	26-Jun-2025 11:56
Magnesium	7.13		0.0100	0.200	mg/L	1	26-Jun-2025 11:56
Manganese	0.313		0.000700	0.00500	mg/L	1	26-Jun-2025 11:56
Nickel		U	0.000600	0.00200	mg/L	1	26-Jun-2025 11:56
Potassium	3.13		0.0180	0.200	mg/L	1	26-Jun-2025 11:56
Sodium	40.0		0.0140	0.200	mg/L	1	26-Jun-2025 11:56
Strontium	0.197		0.000200	0.00500	mg/L	1	26-Jun-2025 11:56
Vanadium		U	0.000600	0.00500	mg/L	1	26-Jun-2025 11:56
Zinc	0.0136		0.00200	0.00400	mg/L	1	26-Jun-2025 11:56
MERCURY BY SW7470A		Method:SW7470A		Prep:SW7470A / 25-Jun-2025		Analyst: JS	
Mercury		U	0.0000300	0.000200	mg/L	1	25-Jun-2025 17:30
HYDROGEN SULFIDE BY E376.1		Method:E376.1				Analyst: CD	
Hydrogen Sulfide		U	0.500	1.00	mg/L	1	24-Jun-2025 12:00
TOTAL DISSOLVED SOLIDS BY SM2540C		Method:M2540C				Analyst: HB	
Total Dissolved Solids (Residue, Filterable)	160		3.00	10.0	mg/L	1	24-Jun-2025 11:00
ALKALINITY BY SM2320B		Method:SM2320B				Analyst: OZ	
Alkalinity, Bicarbonate (As CaCO3)	130		3.00	10.0	mg/L	1	20-Jun-2025 18:15
Alkalinity, Carbonate (As CaCO3)		U	3.00	10.0	mg/L	1	20-Jun-2025 18:15
SULFIDE BY SM4500 S2-F		Method:SM4500 S2-F				Analyst: CD	
Sulfide		U	0.920	5.00	mg/L	1	24-Jun-2025 12:00
PH BY SM4500H+ B		Method:SM4500H+ B				Analyst: CD	
pH	7.32	H	0.100	1.00	pH Units	1	20-Jun-2025 18:15
Temp Deg C @pH	23.4	H	0	0	°C	1	20-Jun-2025 18:15
ANIONS BY SW9056A		Method:SW9056				Analyst: TH	
Bromide	0.0937	J	0.0300	0.100	mg/L	1	23-Jun-2025 11:45
Chloride	33.3		0.200	0.500	mg/L	1	23-Jun-2025 11:45
Sulfate	2.76		0.200	0.500	mg/L	1	23-Jun-2025 11:45

Note: See Qualifiers Page for a list of qualifiers and their explanation.

PRELIMINARY
 Page 25 of 86

Client: Environmental Resources Mgmt.
 Project: Sulphur Dome
 Sample ID: FB-061825
 Collection Date: 18-Jun-2025 09:30

ANALYTICAL REPORT
 WorkOrder:HS25061041
 Lab ID:HS25061041-11
 Matrix:Water

ANALYSES	RESULT	QUAL	MDL	REPORT LIMIT	UNITS	DILUTION FACTOR	DATE ANALYZED
LOW LEVEL VOLATILES BY SW8260C		Method:SW8260		Analyst: DP			
Benzene	U		0.00028	0.0020	mg/L	1	21-Jun-2025 04:58
Ethylbenzene	U		0.00033	0.0020	mg/L	1	21-Jun-2025 04:58
m,p-Xylene	U		0.00061	0.0040	mg/L	1	21-Jun-2025 04:58
o-Xylene	U		0.00031	0.0020	mg/L	1	21-Jun-2025 04:58
Toluene	U		0.00033	0.0020	mg/L	1	21-Jun-2025 04:58
Xylenes, Total	U		0.00092	0.0060	mg/L	1	21-Jun-2025 04:58
<i>Surr: 1,2-Dichloroethane-d4</i>	118			70-126	%REC	1	21-Jun-2025 04:58
<i>Surr: 4-Bromofluorobenzene</i>	107			77-113	%REC	1	21-Jun-2025 04:58
<i>Surr: Dibromofluoromethane</i>	105			77-123	%REC	1	21-Jun-2025 04:58
<i>Surr: Toluene-d8</i>	104			82-127	%REC	1	21-Jun-2025 04:58
MASSACHUSETTS VPH, FEB 2018, REV 2.1		Method:MA VPH		Analyst: LC			
Aliphatics >C6 - C8	U		0.00180	0.00500	mg/L	1	24-Jun-2025 20:22
Aliphatics >C8 - C10	U		0.000400	0.00500	mg/L	1	24-Jun-2025 20:22
Aromatics >C8 - C10	U		0.000600	0.0200	mg/L	1	24-Jun-2025 20:22
<i>Surr: 2,5-Dibromotoluene (Aliphatic)</i>	71.6			70-130	%REC	1	24-Jun-2025 20:22
<i>Surr: 2,5-Dibromotoluene (Aromatic)</i>	85.1			70-130	%REC	1	24-Jun-2025 20:22
MASSACHUSETTS EPH R2.1, DEC 2019		Method:MA EPH		Prep:SW3510 / 24-Jun-2025		Analyst: SAM	
Aliphatics >C10 - C12	U		0.0250	0.100	mg/L	1	25-Jun-2025 23:47
Aliphatics >C12 - C16	U		0.0250	0.100	mg/L	1	25-Jun-2025 23:47
Aliphatics >C16 - C35	U		0.0250	0.100	mg/L	1	25-Jun-2025 23:47
Aromatics >C10 - C12	U		0.0250	0.100	mg/L	1	25-Jun-2025 23:47
Aromatics >C12 - C16	U		0.0250	0.100	mg/L	1	25-Jun-2025 23:47
Aromatics >C16 - C21	U		0.0250	0.100	mg/L	1	25-Jun-2025 23:47
Aromatics >C21 - C35	U		0.0250	0.100	mg/L	1	25-Jun-2025 23:47
<i>Surr: 1-Chlorooctadecane</i>	75.7			40-140	%REC	1	25-Jun-2025 23:47
<i>Surr: 2-Bromonaphthalene</i>	72.8			40-140	%REC	1	25-Jun-2025 23:47
<i>Surr: 2-Fluorobiphenyl</i>	80.5			40-140	%REC	1	25-Jun-2025 23:47
<i>Surr: o-Terphenyl</i>	69.9			40-140	%REC	1	25-Jun-2025 23:47

Note: See Qualifiers Page for a list of qualifiers and their explanation.

PRELIMINARY

Client: Environmental Resources Mgmt.
 Project: Sulphur Dome
 Sample ID: FB-061825
 Collection Date: 18-Jun-2025 09:30

ANALYTICAL REPORT
 WorkOrder:HS25061041
 Lab ID:HS25061041-11
 Matrix:Water

ANALYSES	RESULT	QUAL	MDL	REPORT LIMIT	UNITS	DILUTION FACTOR	DATE ANALYZED
ICP-MS METALS BY SW6020A		Method:SW6020A			Prep:SW3010A / 25-Jun-2025		Analyst: JC
Arsenic	U		0.000400	0.00200	mg/L	1	26-Jun-2025 11:58
Barium	U		0.00190	0.00400	mg/L	1	26-Jun-2025 11:58
Calcium	U		0.0340	0.500	mg/L	1	26-Jun-2025 11:58
Chromium	0.000611	J	0.000400	0.00400	mg/L	1	26-Jun-2025 11:58
Iron	U		0.0120	0.200	mg/L	1	26-Jun-2025 11:58
Lead	U		0.000600	0.00200	mg/L	1	26-Jun-2025 11:58
Magnesium	0.0162	J	0.0100	0.200	mg/L	1	26-Jun-2025 11:58
Manganese	U		0.000700	0.00500	mg/L	1	26-Jun-2025 11:58
Nickel	U		0.000600	0.00200	mg/L	1	26-Jun-2025 11:58
Potassium	U		0.0180	0.200	mg/L	1	26-Jun-2025 11:58
Sodium	0.125	J	0.0140	0.200	mg/L	1	26-Jun-2025 11:58
Strontium	U		0.000200	0.00500	mg/L	1	26-Jun-2025 11:58
Vanadium	U		0.000600	0.00500	mg/L	1	26-Jun-2025 11:58
Zinc	0.00219	J	0.00200	0.00400	mg/L	1	26-Jun-2025 11:58
MERCURY BY SW7470A		Method:SW7470A			Prep:SW7470A / 25-Jun-2025		Analyst: JS
Mercury	U		0.0000300	0.000200	mg/L	1	25-Jun-2025 17:40
HYDROGEN SULFIDE BY E376.1		Method:E376.1					Analyst: CD
Hydrogen Sulfide	0.808	J	0.500	1.00	mg/L	1	24-Jun-2025 12:00
TOTAL DISSOLVED SOLIDS BY SM2540C		Method:M2540C					Analyst: HB
Total Dissolved Solids (Residue, Filterable)	U		3.00	10.0	mg/L	1	24-Jun-2025 11:00
ALKALINITY BY SM2320B		Method:SM2320B					Analyst: OZ
Alkalinity, Bicarbonate (As CaCO3)	U		3.00	10.0	mg/L	1	20-Jun-2025 18:19
Alkalinity, Carbonate (As CaCO3)	U		3.00	10.0	mg/L	1	20-Jun-2025 18:19
SULFIDE BY SM4500 S2-F		Method:SM4500 S2-F					Analyst: CD
Sulfide	U		0.920	5.00	mg/L	1	24-Jun-2025 12:00
PH BY SM4500H+ B		Method:SM4500H+ B					Analyst: CD
pH	5.37	H	0.100	1.00	pH Units	1	20-Jun-2025 18:19
Temp Deg C @pH	23.6	H	0	0	°C	1	20-Jun-2025 18:19
ANIONS BY SW9056A		Method:SW9056					Analyst: TH
Bromide	U		0.0300	0.100	mg/L	1	23-Jun-2025 12:20
Chloride	0.224	J	0.200	0.500	mg/L	1	23-Jun-2025 12:20
Sulfate	U		0.200	0.500	mg/L	1	23-Jun-2025 12:20

Note: See Qualifiers Page for a list of qualifiers and their explanation.

PRELIMINARY
 Page 27 of 86

Client: Environmental Resources Mgmt.
 Project: Sulphur Dome
 Sample ID: FB-061925
 Collection Date: 19-Jun-2025 10:00

ANALYTICAL REPORT
 WorkOrder:HS25061041
 Lab ID:HS25061041-12
 Matrix:Water

ANALYSES	RESULT	QUAL	MDL	REPORT LIMIT	UNITS	DILUTION FACTOR	DATE ANALYZED
LOW LEVEL VOLATILES BY SW8260C		Method:SW8260		Analyst: DP			
Benzene	U		0.00028	0.0020	mg/L	1	21-Jun-2025 05:20
Ethylbenzene	U		0.00033	0.0020	mg/L	1	21-Jun-2025 05:20
m,p-Xylene	U		0.00061	0.0040	mg/L	1	21-Jun-2025 05:20
o-Xylene	U		0.00031	0.0020	mg/L	1	21-Jun-2025 05:20
Toluene	U		0.00033	0.0020	mg/L	1	21-Jun-2025 05:20
Xylenes, Total	U		0.00092	0.0060	mg/L	1	21-Jun-2025 05:20
<i>Surr: 1,2-Dichloroethane-d4</i>	119			70-126	%REC	1	21-Jun-2025 05:20
<i>Surr: 4-Bromofluorobenzene</i>	108			77-113	%REC	1	21-Jun-2025 05:20
<i>Surr: Dibromofluoromethane</i>	106			77-123	%REC	1	21-Jun-2025 05:20
<i>Surr: Toluene-d8</i>	104			82-127	%REC	1	21-Jun-2025 05:20
MASSACHUSETTS VPH, FEB 2018, REV 2.1		Method:MA VPH		Analyst: LC			
Aliphatics >C6 - C8	U		0.00180	0.00500	mg/L	1	24-Jun-2025 21:01
Aliphatics >C8 - C10	U		0.000400	0.00500	mg/L	1	24-Jun-2025 21:01
Aromatics >C8 - C10	U		0.000600	0.0200	mg/L	1	24-Jun-2025 21:01
<i>Surr: 2,5-Dibromotoluene (Aliphatic)</i>	74.9			70-130	%REC	1	24-Jun-2025 21:01
<i>Surr: 2,5-Dibromotoluene (Aromatic)</i>	94.3			70-130	%REC	1	24-Jun-2025 21:01
MASSACHUSETTS EPH R2.1, DEC 2019		Method:MA EPH		Prep:SW3510 / 24-Jun-2025		Analyst: SAM	
Aliphatics >C10 - C12	U		0.0250	0.100	mg/L	1	26-Jun-2025 00:15
Aliphatics >C12 - C16	U		0.0250	0.100	mg/L	1	26-Jun-2025 00:15
Aliphatics >C16 - C35	U		0.0250	0.100	mg/L	1	26-Jun-2025 00:15
Aromatics >C10 - C12	U		0.0250	0.100	mg/L	1	26-Jun-2025 00:15
Aromatics >C12 - C16	U		0.0250	0.100	mg/L	1	26-Jun-2025 00:15
Aromatics >C16 - C21	U		0.0250	0.100	mg/L	1	26-Jun-2025 00:15
Aromatics >C21 - C35	U		0.0250	0.100	mg/L	1	26-Jun-2025 00:15
<i>Surr: 1-Chlorooctadecane</i>	68.8			40-140	%REC	1	26-Jun-2025 00:15
<i>Surr: 2-Bromonaphthalene</i>	86.0			40-140	%REC	1	26-Jun-2025 00:15
<i>Surr: 2-Fluorobiphenyl</i>	83.3			40-140	%REC	1	26-Jun-2025 00:15
<i>Surr: o-Terphenyl</i>	66.3			40-140	%REC	1	26-Jun-2025 00:15

Note: See Qualifiers Page for a list of qualifiers and their explanation.

PRELIMINARY

Client: Environmental Resources Mgmt.
 Project: Sulphur Dome
 Sample ID: FB-061925
 Collection Date: 19-Jun-2025 10:00

ANALYTICAL REPORT
 WorkOrder:HS25061041
 Lab ID:HS25061041-12
 Matrix:Water

ANALYSES	RESULT	QUAL	MDL	REPORT LIMIT	UNITS	DILUTION FACTOR	DATE ANALYZED
ICP-MS METALS BY SW6020A		Method:SW6020A			Prep:SW3010A / 25-Jun-2025		Analyst: JC
Arsenic	U		0.000400	0.00200	mg/L	1	26-Jun-2025 12:00
Barium	U		0.00190	0.00400	mg/L	1	26-Jun-2025 12:00
Calcium	0.0380	J	0.0340	0.500	mg/L	1	26-Jun-2025 12:00
Chromium	U		0.000400	0.00400	mg/L	1	26-Jun-2025 12:00
Iron	U		0.0120	0.200	mg/L	1	26-Jun-2025 12:00
Lead	U		0.000600	0.00200	mg/L	1	26-Jun-2025 12:00
Magnesium	0.0172	J	0.0100	0.200	mg/L	1	26-Jun-2025 12:00
Manganese	U		0.000700	0.00500	mg/L	1	26-Jun-2025 12:00
Nickel	U		0.000600	0.00200	mg/L	1	26-Jun-2025 12:00
Potassium	U		0.0180	0.200	mg/L	1	26-Jun-2025 12:00
Sodium	0.106	J	0.0140	0.200	mg/L	1	26-Jun-2025 12:00
Strontium	U		0.000200	0.00500	mg/L	1	26-Jun-2025 12:00
Vanadium	U		0.000600	0.00500	mg/L	1	26-Jun-2025 12:00
Zinc	0.00288	J	0.00200	0.00400	mg/L	1	26-Jun-2025 12:00
MERCURY BY SW7470A		Method:SW7470A			Prep:SW7470A / 25-Jun-2025		Analyst: JS
Mercury	U		0.0000300	0.000200	mg/L	1	25-Jun-2025 17:41
HYDROGEN SULFIDE BY E376.1		Method:E376.1					Analyst: CD
Hydrogen Sulfide	U		0.500	1.00	mg/L	1	24-Jun-2025 12:00
TOTAL DISSOLVED SOLIDS BY SM2540C		Method:M2540C					Analyst: HB
Total Dissolved Solids (Residue, Filterable)	U		3.00	10.0	mg/L	1	25-Jun-2025 11:00
ALKALINITY BY SM2320B		Method:SM2320B					Analyst: OZ
Alkalinity, Bicarbonate (As CaCO3)	U		3.00	10.0	mg/L	1	20-Jun-2025 18:23
Alkalinity, Carbonate (As CaCO3)	U		3.00	10.0	mg/L	1	20-Jun-2025 18:23
SULFIDE BY SM4500 S2-F		Method:SM4500 S2-F					Analyst: CD
Sulfide	U		0.920	5.00	mg/L	1	24-Jun-2025 12:00
PH BY SM4500H+ B		Method:SM4500H+ B					Analyst: CD
pH	4.66	H	0.100	1.00	pH Units	1	20-Jun-2025 18:23
Temp Deg C @pH	23.9	H	0	0	°C	1	20-Jun-2025 18:23
ANIONS BY SW9056A		Method:SW9056					Analyst: TH
Bromide	U		0.0300	0.100	mg/L	1	23-Jun-2025 12:26
Chloride	0.863		0.200	0.500	mg/L	1	23-Jun-2025 12:26
Sulfate	U		0.200	0.500	mg/L	1	23-Jun-2025 12:26

Note: See Qualifiers Page for a list of qualifiers and their explanation.

PRELIMINARY

Client: Environmental Resources Mgmt.
 Project: Sulphur Dome
 Sample ID: MW-1-700
 Collection Date: 19-Jun-2025 08:45

ANALYTICAL REPORT
 WorkOrder:HS25061041
 Lab ID:HS25061041-13
 Matrix:Water

ANALYSES	RESULT	QUAL	MDL	REPORT LIMIT	UNITS	DILUTION FACTOR	DATE ANALYZED
LOW LEVEL VOLATILES BY SW8260C		Method:SW8260		Analyst: DP			
Benzene	U		0.00028	0.0020	mg/L	1	21-Jun-2025 05:42
Ethylbenzene	U		0.00033	0.0020	mg/L	1	21-Jun-2025 05:42
m,p-Xylene	U		0.00061	0.0040	mg/L	1	21-Jun-2025 05:42
o-Xylene	U		0.00031	0.0020	mg/L	1	21-Jun-2025 05:42
Toluene	U		0.00033	0.0020	mg/L	1	21-Jun-2025 05:42
Xylenes, Total	U		0.00092	0.0060	mg/L	1	21-Jun-2025 05:42
<i>Surr: 1,2-Dichloroethane-d4</i>	121			70-126	%REC	1	21-Jun-2025 05:42
<i>Surr: 4-Bromofluorobenzene</i>	111			77-113	%REC	1	21-Jun-2025 05:42
<i>Surr: Dibromofluoromethane</i>	105			77-123	%REC	1	21-Jun-2025 05:42
<i>Surr: Toluene-d8</i>	102			82-127	%REC	1	21-Jun-2025 05:42
MASSACHUSETTS VPH, FEB 2018, REV 2.1		Method:MA VPH		Analyst: LC			
Aliphatics >C6 - C8	U		0.00180	0.00500	mg/L	1	25-Jun-2025 05:24
Aliphatics >C8 - C10	U		0.000400	0.00500	mg/L	1	25-Jun-2025 05:24
Aromatics >C8 - C10	U		0.000600	0.0200	mg/L	1	25-Jun-2025 05:24
<i>Surr: 2,5-Dibromotoluene (Aliphatic)</i>	71.1			70-130	%REC	1	25-Jun-2025 05:24
<i>Surr: 2,5-Dibromotoluene (Aromatic)</i>	82.7			70-130	%REC	1	25-Jun-2025 05:24
MASSACHUSETTS EPH R2.1, DEC 2019		Method:MA EPH		Prep:SW3510 / 24-Jun-2025		Analyst: SAM	
Aliphatics >C10 - C12	U		0.0250	0.100	mg/L	1	26-Jun-2025 00:44
Aliphatics >C12 - C16	U		0.0250	0.100	mg/L	1	26-Jun-2025 00:44
Aliphatics >C16 - C35	U		0.0250	0.100	mg/L	1	26-Jun-2025 00:44
Aromatics >C10 - C12	U		0.0250	0.100	mg/L	1	26-Jun-2025 00:44
Aromatics >C12 - C16	U		0.0250	0.100	mg/L	1	26-Jun-2025 00:44
Aromatics >C16 - C21	U		0.0250	0.100	mg/L	1	26-Jun-2025 00:44
Aromatics >C21 - C35	U		0.0250	0.100	mg/L	1	26-Jun-2025 00:44
<i>Surr: 1-Chlorooctadecane</i>	53.5			40-140	%REC	1	26-Jun-2025 00:44
<i>Surr: 2-Bromonaphthalene</i>	91.1			40-140	%REC	1	26-Jun-2025 00:44
<i>Surr: 2-Fluorobiphenyl</i>	89.0			40-140	%REC	1	26-Jun-2025 00:44
<i>Surr: o-Terphenyl</i>	65.0			40-140	%REC	1	26-Jun-2025 00:44

Note: See Qualifiers Page for a list of qualifiers and their explanation.

PRELIMINARY

Client: Environmental Resources Mgmt.
 Project: Sulphur Dome
 Sample ID: MW-1-700
 Collection Date: 19-Jun-2025 08:45

ANALYTICAL REPORT
 WorkOrder:HS25061041
 Lab ID:HS25061041-13
 Matrix:Water

ANALYSES	RESULT	QUAL	MDL	REPORT LIMIT	UNITS	DILUTION FACTOR	DATE ANALYZED
ICP-MS METALS BY SW6020A		Method:SW6020A		Prep:SW3010A / 25-Jun-2025		Analyst: JC	
Arsenic	0.000675	J	0.000400	0.00200	mg/L	1	26-Jun-2025 12:02
Barium	0.0599		0.00190	0.00400	mg/L	1	26-Jun-2025 12:02
Calcium	2.05		0.0340	0.500	mg/L	1	26-Jun-2025 12:02
Chromium	0.000405	J	0.000400	0.00400	mg/L	1	26-Jun-2025 12:02
Iron	0.917		0.0120	0.200	mg/L	1	26-Jun-2025 12:02
Lead	0.00204		0.000600	0.00200	mg/L	1	26-Jun-2025 12:02
Magnesium	0.396		0.0100	0.200	mg/L	1	26-Jun-2025 12:02
Manganese	0.0113		0.000700	0.00500	mg/L	1	26-Jun-2025 12:02
Nickel	0.000851	J	0.000600	0.00200	mg/L	1	26-Jun-2025 12:02
Potassium	2.92		0.0180	0.200	mg/L	1	26-Jun-2025 12:02
Sodium	236		0.280	4.00	mg/L	20	26-Jun-2025 12:46
Strontium	0.0655		0.000200	0.00500	mg/L	1	26-Jun-2025 12:02
Vanadium	U		0.000600	0.00500	mg/L	1	26-Jun-2025 12:02
Zinc	0.00612		0.00200	0.00400	mg/L	1	26-Jun-2025 12:02
MERCURY BY SW7470A		Method:SW7470A		Prep:SW7470A / 25-Jun-2025		Analyst: JS	
Mercury	U		0.0000300	0.000200	mg/L	1	25-Jun-2025 17:43
HYDROGEN SULFIDE BY E376.1		Method:E376.1				Analyst: SG	
Hydrogen Sulfide	17.4		0.500	1.00	mg/L	1	26-Jun-2025 06:33
TOTAL DISSOLVED SOLIDS BY SM2540C		Method:M2540C				Analyst: HB	
Total Dissolved Solids (Residue, Filterable)	448		3.00	10.0	mg/L	1	25-Jun-2025 11:00
ALKALINITY BY SM2320B		Method:SM2320B				Analyst: OZ	
Alkalinity, Bicarbonate (As CaCO3)	222		3.00	10.0	mg/L	1	20-Jun-2025 18:29
Alkalinity, Carbonate (As CaCO3)	65.0		3.00	10.0	mg/L	1	20-Jun-2025 18:29
SULFIDE BY SM4500 S2-F		Method:SM4500 S2-F				Analyst: SG	
Sulfide	16.4		0.920	5.00	mg/L	1	26-Jun-2025 06:33
PH BY SM4500H+ B		Method:SM4500H+ B				Analyst: CD	
pH	9.29	H	0.100	1.00	pH Units	1	20-Jun-2025 18:29
Temp Deg C @pH	24.1	H	0	0	°C	1	20-Jun-2025 18:29
ANIONS BY SW9056A		Method:SW9056				Analyst: TH	
Bromide	0.142		0.0300	0.100	mg/L	1	23-Jun-2025 12:32
Chloride	99.6		1.00	2.50	mg/L	5	23-Jun-2025 12:38
Sulfate	U		0.200	0.500	mg/L	1	23-Jun-2025 12:32

Note: See Qualifiers Page for a list of qualifiers and their explanation.

PRELIMINARY

Client: Environmental Resources Mgmt.
 Project: Sulphur Dome
 Sample ID: MW-1-500
 Collection Date: 19-Jun-2025 10:30

ANALYTICAL REPORT
 WorkOrder:HS25061041
 Lab ID:HS25061041-14
 Matrix:Water

ANALYSES	RESULT	QUAL	MDL	REPORT LIMIT	UNITS	DILUTION FACTOR	DATE ANALYZED
LOW LEVEL VOLATILES BY SW8260C		Method:SW8260		Analyst: DP			
Benzene	U		0.00028	0.0020	mg/L	1	21-Jun-2025 06:05
Ethylbenzene	U		0.00033	0.0020	mg/L	1	21-Jun-2025 06:05
m,p-Xylene	U		0.00061	0.0040	mg/L	1	21-Jun-2025 06:05
o-Xylene	U		0.00031	0.0020	mg/L	1	21-Jun-2025 06:05
Toluene	U		0.00033	0.0020	mg/L	1	21-Jun-2025 06:05
Xylenes, Total	U		0.00092	0.0060	mg/L	1	21-Jun-2025 06:05
<i>Surr: 1,2-Dichloroethane-d4</i>	120			70-126	%REC	1	21-Jun-2025 06:05
<i>Surr: 4-Bromofluorobenzene</i>	109			77-113	%REC	1	21-Jun-2025 06:05
<i>Surr: Dibromofluoromethane</i>	104			77-123	%REC	1	21-Jun-2025 06:05
<i>Surr: Toluene-d8</i>	103			82-127	%REC	1	21-Jun-2025 06:05
MASSACHUSETTS VPH, FEB 2018, REV 2.1		Method:MA VPH		Analyst: LC			
Aliphatics >C6 - C8	U		0.00180	0.00500	mg/L	1	25-Jun-2025 06:03
Aliphatics >C8 - C10	U		0.000400	0.00500	mg/L	1	25-Jun-2025 06:03
Aromatics >C8 - C10	U		0.000600	0.0200	mg/L	1	25-Jun-2025 06:03
<i>Surr: 2,5-Dibromotoluene (Aliphatic)</i>	70.5			70-130	%REC	1	25-Jun-2025 06:03
<i>Surr: 2,5-Dibromotoluene (Aromatic)</i>	80.4			70-130	%REC	1	25-Jun-2025 06:03
MASSACHUSETTS EPH R2.1, DEC 2019		Method:MA EPH		Prep:SW3510 / 24-Jun-2025		Analyst: SAM	
Aliphatics >C10 - C12	U		0.0250	0.100	mg/L	1	26-Jun-2025 01:13
Aliphatics >C12 - C16	U		0.0250	0.100	mg/L	1	26-Jun-2025 01:13
Aliphatics >C16 - C35	U		0.0250	0.100	mg/L	1	26-Jun-2025 01:13
Aromatics >C10 - C12	U		0.0250	0.100	mg/L	1	26-Jun-2025 01:13
Aromatics >C12 - C16	U		0.0250	0.100	mg/L	1	26-Jun-2025 01:13
Aromatics >C16 - C21	U		0.0250	0.100	mg/L	1	26-Jun-2025 01:13
Aromatics >C21 - C35	U		0.0250	0.100	mg/L	1	26-Jun-2025 01:13
<i>Surr: 1-Chlorooctadecane</i>	69.8			40-140	%REC	1	26-Jun-2025 01:13
<i>Surr: 2-Bromonaphthalene</i>	83.1			40-140	%REC	1	26-Jun-2025 01:13
<i>Surr: 2-Fluorobiphenyl</i>	80.3			40-140	%REC	1	26-Jun-2025 01:13
<i>Surr: o-Terphenyl</i>	63.5			40-140	%REC	1	26-Jun-2025 01:13

Note: See Qualifiers Page for a list of qualifiers and their explanation.

PRELIMINARY

Client: Environmental Resources Mgmt.
 Project: Sulphur Dome
 Sample ID: MW-1-500
 Collection Date: 19-Jun-2025 10:30

ANALYTICAL REPORT
 WorkOrder:HS25061041
 Lab ID:HS25061041-14
 Matrix:Water

ANALYSES	RESULT	QUAL	MDL	REPORT LIMIT	UNITS	DILUTION FACTOR	DATE ANALYZED
ICP-MS METALS BY SW6020A		Method:SW6020A		Prep:SW3010A / 25-Jun-2025		Analyst: JC	
Arsenic		U	0.000400	0.00200	mg/L	1	26-Jun-2025 12:04
Barium	0.209		0.00190	0.00400	mg/L	1	26-Jun-2025 12:04
Calcium	9.18		0.0340	0.500	mg/L	1	26-Jun-2025 12:04
Chromium		U	0.000400	0.00400	mg/L	1	26-Jun-2025 12:04
Iron	0.770		0.0120	0.200	mg/L	1	26-Jun-2025 12:04
Lead		U	0.000600	0.00200	mg/L	1	26-Jun-2025 12:04
Magnesium	5.05		0.0100	0.200	mg/L	1	26-Jun-2025 12:04
Manganese	0.0292		0.000700	0.00500	mg/L	1	26-Jun-2025 12:04
Nickel		U	0.000600	0.00200	mg/L	1	26-Jun-2025 12:04
Potassium	8.37		0.0180	0.200	mg/L	1	26-Jun-2025 12:04
Sodium	53.7		0.0140	0.200	mg/L	1	26-Jun-2025 12:04
Strontium	0.233		0.000200	0.00500	mg/L	1	26-Jun-2025 12:04
Vanadium		U	0.000600	0.00500	mg/L	1	26-Jun-2025 12:04
Zinc	0.00441		0.00200	0.00400	mg/L	1	26-Jun-2025 12:04
MERCURY BY SW7470A		Method:SW7470A		Prep:SW7470A / 25-Jun-2025		Analyst: JS	
Mercury		U	0.0000300	0.000200	mg/L	1	25-Jun-2025 17:45
HYDROGEN SULFIDE BY E376.1		Method:E376.1				Analyst: SG	
Hydrogen Sulfide	2.30		0.500	1.00	mg/L	1	26-Jun-2025 06:33
TOTAL DISSOLVED SOLIDS BY SM2540C		Method:M2540C				Analyst: HB	
Total Dissolved Solids (Residue, Filterable)	172		3.00	10.0	mg/L	1	25-Jun-2025 11:00
ALKALINITY BY SM2320B		Method:SM2320B				Analyst: OZ	
Alkalinity, Bicarbonate (As CaCO3)	128		3.00	10.0	mg/L	1	20-Jun-2025 18:34
Alkalinity, Carbonate (As CaCO3)	8.40	J	3.00	10.0	mg/L	1	20-Jun-2025 18:34
SULFIDE BY SM4500 S2-F		Method:SM4500 S2-F				Analyst: SG	
Sulfide	2.16	J	0.920	5.00	mg/L	1	26-Jun-2025 06:33
PH BY SM4500H+ B		Method:SM4500H+ B				Analyst: CD	
pH	8.55	H	0.100	1.00	pH Units	1	20-Jun-2025 18:34
Temp Deg C @pH	24.0	H	0	0	°C	1	20-Jun-2025 18:34
ANIONS BY SW9056A		Method:SW9056				Analyst: TH	
Bromide		U	0.0300	0.100	mg/L	1	23-Jun-2025 12:44
Chloride	21.8		0.200	0.500	mg/L	1	23-Jun-2025 12:44
Sulfate		U	0.200	0.500	mg/L	1	23-Jun-2025 12:44

Note: See Qualifiers Page for a list of qualifiers and their explanation.

PRELIMINARY
 Page 33 of 86

Client: Environmental Resources Mgmt.
 Project: Sulphur Dome
 Sample ID: MW-1-200
 Collection Date: 19-Jun-2025 12:00

ANALYTICAL REPORT
 WorkOrder:HS25061041
 Lab ID:HS25061041-15
 Matrix:Water

ANALYSES	RESULT	QUAL	MDL	REPORT LIMIT	UNITS	DILUTION FACTOR	DATE ANALYZED
LOW LEVEL VOLATILES BY SW8260C		Method:SW8260		Analyst: DP			
Benzene	U		0.00028	0.0020	mg/L	1	21-Jun-2025 06:27
Ethylbenzene	U		0.00033	0.0020	mg/L	1	21-Jun-2025 06:27
m,p-Xylene	U		0.00061	0.0040	mg/L	1	21-Jun-2025 06:27
o-Xylene	U		0.00031	0.0020	mg/L	1	21-Jun-2025 06:27
Toluene	U		0.00033	0.0020	mg/L	1	21-Jun-2025 06:27
Xylenes, Total	U		0.00092	0.0060	mg/L	1	21-Jun-2025 06:27
<i>Surr: 1,2-Dichloroethane-d4</i>	124			70-126	%REC	1	21-Jun-2025 06:27
<i>Surr: 4-Bromofluorobenzene</i>	113	S		77-113	%REC	1	21-Jun-2025 06:27
<i>Surr: Dibromofluoromethane</i>	109			77-123	%REC	1	21-Jun-2025 06:27
<i>Surr: Toluene-d8</i>	105			82-127	%REC	1	21-Jun-2025 06:27
MASSACHUSETTS VPH, FEB 2018, REV 2.1		Method:MA VPH		Analyst: LC			
Aliphatics >C6 - C8	U		0.00180	0.00500	mg/L	1	24-Jun-2025 22:18
Aliphatics >C8 - C10	U		0.000400	0.00500	mg/L	1	24-Jun-2025 22:18
Aromatics >C8 - C10	U		0.000600	0.0200	mg/L	1	24-Jun-2025 22:18
<i>Surr: 2,5-Dibromotoluene (Aliphatic)</i>	83.1			70-130	%REC	1	24-Jun-2025 22:18
<i>Surr: 2,5-Dibromotoluene (Aromatic)</i>	98.2			70-130	%REC	1	24-Jun-2025 22:18
MASSACHUSETTS EPH R2.1, DEC 2019		Method:MA EPH		Prep:SW3510 / 24-Jun-2025		Analyst: SAM	
Aliphatics >C10 - C12	U		0.0250	0.100	mg/L	1	26-Jun-2025 01:42
Aliphatics >C12 - C16	U		0.0250	0.100	mg/L	1	26-Jun-2025 01:42
Aliphatics >C16 - C35	U		0.0250	0.100	mg/L	1	26-Jun-2025 01:42
Aromatics >C10 - C12	U		0.0250	0.100	mg/L	1	26-Jun-2025 01:42
Aromatics >C12 - C16	U		0.0250	0.100	mg/L	1	26-Jun-2025 01:42
Aromatics >C16 - C21	U		0.0250	0.100	mg/L	1	26-Jun-2025 01:42
Aromatics >C21 - C35	U		0.0250	0.100	mg/L	1	26-Jun-2025 01:42
<i>Surr: 1-Chlorooctadecane</i>	52.3			40-140	%REC	1	26-Jun-2025 01:42
<i>Surr: 2-Bromonaphthalene</i>	87.6			40-140	%REC	1	26-Jun-2025 01:42
<i>Surr: 2-Fluorobiphenyl</i>	85.7			40-140	%REC	1	26-Jun-2025 01:42
<i>Surr: o-Terphenyl</i>	61.0			40-140	%REC	1	26-Jun-2025 01:42

Note: See Qualifiers Page for a list of qualifiers and their explanation.

Client: Environmental Resources Mgmt.
 Project: Sulphur Dome
 Sample ID: MW-1-200
 Collection Date: 19-Jun-2025 12:00

ANALYTICAL REPORT
 WorkOrder:HS25061041
 Lab ID:HS25061041-15
 Matrix:Water

ANALYSES	RESULT	QUAL	MDL	REPORT LIMIT	UNITS	DILUTION FACTOR	DATE ANALYZED
ICP-MS METALS BY SW6020A		Method:SW6020A		Prep:SW3010A / 25-Jun-2025		Analyst: JC	
Arsenic	0.00852		0.000400	0.00200	mg/L	1	26-Jun-2025 12:18
Barium	0.277		0.00190	0.00400	mg/L	1	26-Jun-2025 12:18
Calcium	20.0		0.0340	0.500	mg/L	1	26-Jun-2025 12:18
Chromium	U		0.000400	0.00400	mg/L	1	26-Jun-2025 12:18
Iron	0.398		0.0120	0.200	mg/L	1	26-Jun-2025 12:18
Lead	U		0.000600	0.00200	mg/L	1	26-Jun-2025 12:18
Magnesium	10.1		0.0100	0.200	mg/L	1	26-Jun-2025 12:18
Manganese	0.0566		0.000700	0.00500	mg/L	1	26-Jun-2025 12:18
Nickel	0.000665	J	0.000600	0.00200	mg/L	1	26-Jun-2025 12:18
Potassium	2.24		0.0180	0.200	mg/L	1	26-Jun-2025 12:18
Sodium	102		0.0140	0.200	mg/L	1	26-Jun-2025 12:18
Strontium	0.269		0.000200	0.00500	mg/L	1	26-Jun-2025 12:18
Vanadium	U		0.000600	0.00500	mg/L	1	26-Jun-2025 12:18
Zinc	0.00934		0.00200	0.00400	mg/L	1	26-Jun-2025 12:18
MERCURY BY SW7470A		Method:SW7470A		Prep:SW7470A / 25-Jun-2025		Analyst: JS	
Mercury	U		0.0000300	0.000200	mg/L	1	25-Jun-2025 17:50
HYDROGEN SULFIDE BY E376.1		Method:E376.1				Analyst: SG	
Hydrogen Sulfide	8.88		0.500	1.00	mg/L	1	26-Jun-2025 06:33
TOTAL DISSOLVED SOLIDS BY SM2540C		Method:M2540C				Analyst: HB	
Total Dissolved Solids (Residue, Filterable)	320		3.00	10.0	mg/L	1	25-Jun-2025 11:00
ALKALINITY BY SM2320B		Method:SM2320B				Analyst: OZ	
Alkalinity, Bicarbonate (As CaCO3)	258		3.00	10.0	mg/L	1	20-Jun-2025 18:40
Alkalinity, Carbonate (As CaCO3)	11.6		3.00	10.0	mg/L	1	20-Jun-2025 18:40
SULFIDE BY SM4500 S2-F		Method:SM4500 S2-F				Analyst: SG	
Sulfide	8.36		0.920	5.00	mg/L	1	26-Jun-2025 06:33
PH BY SM4500H+ B		Method:SM4500H+ B				Analyst: CD	
pH	8.42	H	0.100	1.00	pH Units	1	20-Jun-2025 18:40
Temp Deg C @pH	24.0	H	0	0	°C	1	20-Jun-2025 18:40
ANIONS BY SW9056A		Method:SW9056				Analyst: TH	
Bromide	U		0.0300	0.100	mg/L	1	23-Jun-2025 12:50
Chloride	35.8		0.200	0.500	mg/L	1	23-Jun-2025 12:50
Sulfate	U		0.200	0.500	mg/L	1	23-Jun-2025 12:50

Note: See Qualifiers Page for a list of qualifiers and their explanation.

PRELIMINARY

Client: Environmental Resources Mgmt.
 Project: Sulphur Dome
 Sample ID: CG-050625-654
 Collection Date: 17-Jun-2025 00:00

ANALYTICAL REPORT
 WorkOrder:HS25061041
 Lab ID:HS25061041-16
 Matrix:Water

ANALYSES	RESULT	QUAL	MDL	REPORT LIMIT	UNITS	DILUTION FACTOR	DATE ANALYZED
LOW LEVEL VOLATILES BY SW8260C		Method:SW8260					Analyst: DP
Benzene	U		0.00028	0.0020	mg/L	1	20-Jun-2025 23:26
Ethylbenzene	U		0.00033	0.0020	mg/L	1	20-Jun-2025 23:26
m,p-Xylene	U		0.00061	0.0040	mg/L	1	20-Jun-2025 23:26
o-Xylene	U		0.00031	0.0020	mg/L	1	20-Jun-2025 23:26
Toluene	U		0.00033	0.0020	mg/L	1	20-Jun-2025 23:26
Xylenes, Total	U		0.00092	0.0060	mg/L	1	20-Jun-2025 23:26
<i>Surr: 1,2-Dichloroethane-d4</i>		115		70-126	%REC	1	20-Jun-2025 23:26
<i>Surr: 4-Bromofluorobenzene</i>		111		77-113	%REC	1	20-Jun-2025 23:26
<i>Surr: Dibromofluoromethane</i>		105		77-123	%REC	1	20-Jun-2025 23:26
<i>Surr: Toluene-d8</i>		106		82-127	%REC	1	20-Jun-2025 23:26

Note: See Qualifiers Page for a list of qualifiers and their explanation.

PRELIMINARY

Client: Environmental Resources Mgmt.
 Project: Sulphur Dome
 Sample ID: CG-050625-670
 Collection Date: 17-Jun-2025 00:00

ANALYTICAL REPORT
 WorkOrder:HS25061041
 Lab ID:HS25061041-17
 Matrix:Water

ANALYSES	RESULT	QUAL	MDL	REPORT LIMIT	UNITS	DILUTION FACTOR	DATE ANALYZED
LOW LEVEL VOLATILES BY SW8260C		Method:SW8260					Analyst: DP
Benzene	U		0.00028	0.0020	mg/L	1	20-Jun-2025 23:48
Ethylbenzene	U		0.00033	0.0020	mg/L	1	20-Jun-2025 23:48
m,p-Xylene	U		0.00061	0.0040	mg/L	1	20-Jun-2025 23:48
o-Xylene	U		0.00031	0.0020	mg/L	1	20-Jun-2025 23:48
Toluene	U		0.00033	0.0020	mg/L	1	20-Jun-2025 23:48
Xylenes, Total	U		0.00092	0.0060	mg/L	1	20-Jun-2025 23:48
<i>Surr: 1,2-Dichloroethane-d4</i>		114		70-126	%REC	1	20-Jun-2025 23:48
<i>Surr: 4-Bromofluorobenzene</i>		105		77-113	%REC	1	20-Jun-2025 23:48
<i>Surr: Dibromofluoromethane</i>		102		77-123	%REC	1	20-Jun-2025 23:48
<i>Surr: Toluene-d8</i>		103		82-127	%REC	1	20-Jun-2025 23:48

Note: See Qualifiers Page for a list of qualifiers and their explanation.

PRELIMINARY

Client: Environmental Resources Mgmt.
 Project: Sulphur Dome
 Sample ID: CG-050625-677
 Collection Date: 17-Jun-2025 00:00

ANALYTICAL REPORT
 WorkOrder:HS25061041
 Lab ID:HS25061041-18
 Matrix:Water

ANALYSES	RESULT	QUAL	MDL	REPORT LIMIT	UNITS	DILUTION FACTOR	DATE ANALYZED
LOW LEVEL VOLATILES BY SW8260C		Method:SW8260					Analyst: DP
Benzene	U		0.00028	0.0020	mg/L	1	21-Jun-2025 00:10
Ethylbenzene	U		0.00033	0.0020	mg/L	1	21-Jun-2025 00:10
m,p-Xylene	U		0.00061	0.0040	mg/L	1	21-Jun-2025 00:10
o-Xylene	U		0.00031	0.0020	mg/L	1	21-Jun-2025 00:10
Toluene	U		0.00033	0.0020	mg/L	1	21-Jun-2025 00:10
Xylenes, Total	U		0.00092	0.0060	mg/L	1	21-Jun-2025 00:10
<i>Surr: 1,2-Dichloroethane-d4</i>		115		70-126	%REC	1	21-Jun-2025 00:10
<i>Surr: 4-Bromofluorobenzene</i>		111		77-113	%REC	1	21-Jun-2025 00:10
<i>Surr: Dibromofluoromethane</i>		104		77-123	%REC	1	21-Jun-2025 00:10
<i>Surr: Toluene-d8</i>		105		82-127	%REC	1	21-Jun-2025 00:10

Note: See Qualifiers Page for a list of qualifiers and their explanation.

PRELIMINARY

Client: Environmental Resources Mgmt.
 Project: Sulphur Dome
 Sample ID: CG-050625-653
 Collection Date: 17-Jun-2025 00:00

ANALYTICAL REPORT
 WorkOrder:HS25061041
 Lab ID:HS25061041-19
 Matrix:Water

ANALYSES	RESULT	QUAL	MDL	REPORT LIMIT	UNITS	DILUTION FACTOR	DATE ANALYZED
LOW LEVEL VOLATILES BY SW8260C		Method:SW8260					Analyst: DP
Benzene	U		0.00028	0.0020	mg/L	1	21-Jun-2025 00:33
Ethylbenzene	U		0.00033	0.0020	mg/L	1	21-Jun-2025 00:33
m,p-Xylene	U		0.00061	0.0040	mg/L	1	21-Jun-2025 00:33
o-Xylene	U		0.00031	0.0020	mg/L	1	21-Jun-2025 00:33
Toluene	U		0.00033	0.0020	mg/L	1	21-Jun-2025 00:33
Xylenes, Total	U		0.00092	0.0060	mg/L	1	21-Jun-2025 00:33
<i>Surr: 1,2-Dichloroethane-d4</i>		114		70-126	%REC	1	21-Jun-2025 00:33
<i>Surr: 4-Bromofluorobenzene</i>		106		77-113	%REC	1	21-Jun-2025 00:33
<i>Surr: Dibromofluoromethane</i>		101		77-123	%REC	1	21-Jun-2025 00:33
<i>Surr: Toluene-d8</i>		102		82-127	%REC	1	21-Jun-2025 00:33

Note: See Qualifiers Page for a list of qualifiers and their explanation.

PRELIMINARY

Client: Environmental Resources Mgmt.
 Project: Sulphur Dome
 Sample ID: CG-050625-657
 Collection Date: 17-Jun-2025 00:00

ANALYTICAL REPORT
 WorkOrder:HS25061041
 Lab ID:HS25061041-20
 Matrix:Water

ANALYSES	RESULT	QUAL	MDL	REPORT LIMIT	UNITS	DILUTION FACTOR	DATE ANALYZED
LOW LEVEL VOLATILES BY SW8260C		Method:SW8260					Analyst: DP
Benzene	U		0.00028	0.0020	mg/L	1	21-Jun-2025 00:55
Ethylbenzene	U		0.00033	0.0020	mg/L	1	21-Jun-2025 00:55
m,p-Xylene	U		0.00061	0.0040	mg/L	1	21-Jun-2025 00:55
o-Xylene	U		0.00031	0.0020	mg/L	1	21-Jun-2025 00:55
Toluene	U		0.00033	0.0020	mg/L	1	21-Jun-2025 00:55
Xylenes, Total	U		0.00092	0.0060	mg/L	1	21-Jun-2025 00:55
Surr: 1,2-Dichloroethane-d4	117			70-126	%REC	1	21-Jun-2025 00:55
Surr: 4-Bromofluorobenzene	117	S		77-113	%REC	1	21-Jun-2025 00:55
Surr: Dibromofluoromethane	105			77-123	%REC	1	21-Jun-2025 00:55
Surr: Toluene-d8	108			82-127	%REC	1	21-Jun-2025 00:55

Note: See Qualifiers Page for a list of qualifiers and their explanation.

PRELIMINARY

Client: Environmental Resources Mgmt.
 Project: Sulphur Dome
 Sample ID: GW-Rinsate
 Collection Date: 17-Jun-2025 09:15

ANALYTICAL REPORT
 WorkOrder:HS25061041
 Lab ID:HS25061041-21
 Matrix:Water

ANALYSES	RESULT	QUAL	MDL	REPORT LIMIT	UNITS	DILUTION FACTOR	DATE ANALYZED
LOW LEVEL VOLATILES BY SW8260C		Method:SW8260		Analyst: DP			
Benzene	U		0.00028	0.0020	mg/L	1	21-Jun-2025 01:17
Ethylbenzene	U		0.00033	0.0020	mg/L	1	21-Jun-2025 01:17
m,p-Xylene	U		0.00061	0.0040	mg/L	1	21-Jun-2025 01:17
o-Xylene	U		0.00031	0.0020	mg/L	1	21-Jun-2025 01:17
Toluene	U		0.00033	0.0020	mg/L	1	21-Jun-2025 01:17
Xylenes, Total	U		0.00092	0.0060	mg/L	1	21-Jun-2025 01:17
<i>Surr: 1,2-Dichloroethane-d4</i>	112			70-126	%REC	1	21-Jun-2025 01:17
<i>Surr: 4-Bromofluorobenzene</i>	110			77-113	%REC	1	21-Jun-2025 01:17
<i>Surr: Dibromofluoromethane</i>	102			77-123	%REC	1	21-Jun-2025 01:17
<i>Surr: Toluene-d8</i>	102			82-127	%REC	1	21-Jun-2025 01:17
MASSACHUSETTS VPH, FEB 2018, REV 2.1		Method:MA VPH		Analyst: LC			
Aliphatics >C6 - C8	U		0.00180	0.00500	mg/L	1	24-Jun-2025 21:40
Aliphatics >C8 - C10	U		0.000400	0.00500	mg/L	1	24-Jun-2025 21:40
Aromatics >C8 - C10	U		0.000600	0.0200	mg/L	1	24-Jun-2025 21:40
<i>Surr: 2,5-Dibromotoluene (Aliphatic)</i>	79.5			70-130	%REC	1	24-Jun-2025 21:40
<i>Surr: 2,5-Dibromotoluene (Aromatic)</i>	87.8			70-130	%REC	1	24-Jun-2025 21:40
MASSACHUSETTS EPH R2.1, DEC 2019		Method:MA EPH		Prep:SW3510 / 24-Jun-2025		Analyst: SAM	
Aliphatics >C10 - C12	U		0.0250	0.100	mg/L	1	26-Jun-2025 02:10
Aliphatics >C12 - C16	U		0.0250	0.100	mg/L	1	26-Jun-2025 02:10
Aliphatics >C16 - C35	U		0.0250	0.100	mg/L	1	26-Jun-2025 02:10
Aromatics >C10 - C12	U		0.0250	0.100	mg/L	1	26-Jun-2025 02:10
Aromatics >C12 - C16	U		0.0250	0.100	mg/L	1	26-Jun-2025 02:10
Aromatics >C16 - C21	U		0.0250	0.100	mg/L	1	26-Jun-2025 02:10
Aromatics >C21 - C35	U		0.0250	0.100	mg/L	1	26-Jun-2025 02:10
<i>Surr: 1-Chlorooctadecane</i>	44.9			40-140	%REC	1	26-Jun-2025 02:10
<i>Surr: 2-Bromonaphthalene</i>	87.6			40-140	%REC	1	26-Jun-2025 02:10
<i>Surr: 2-Fluorobiphenyl</i>	85.9			40-140	%REC	1	26-Jun-2025 02:10
<i>Surr: o-Terphenyl</i>	63.5			40-140	%REC	1	26-Jun-2025 02:10

Note: See Qualifiers Page for a list of qualifiers and their explanation.

PRELIMINARY

Client: Environmental Resources Mgmt.
 Project: Sulphur Dome
 Sample ID: GW-Rinsate
 Collection Date: 17-Jun-2025 09:15

ANALYTICAL REPORT
 WorkOrder:HS25061041
 Lab ID:HS25061041-21
 Matrix:Water

ANALYSES	RESULT	QUAL	MDL	REPORT LIMIT	UNITS	DILUTION FACTOR	DATE ANALYZED
ICP-MS METALS BY SW6020A		Method:SW6020A		Prep:SW3010A / 26-Jun-2025		Analyst: JC	
Arsenic		U	0.000400	0.00200	mg/L	1	26-Jun-2025 15:48
Barium	0.0107		0.00190	0.00400	mg/L	1	26-Jun-2025 15:48
Calcium	0.656		0.0340	0.500	mg/L	1	26-Jun-2025 15:48
Chromium	0.00148	J	0.000400	0.00400	mg/L	1	26-Jun-2025 15:48
Iron	0.309		0.0120	0.200	mg/L	1	26-Jun-2025 15:48
Lead	0.00226		0.000600	0.00200	mg/L	1	26-Jun-2025 15:48
Magnesium	0.0687	J	0.0100	0.200	mg/L	1	26-Jun-2025 15:48
Manganese	0.00560		0.000700	0.00500	mg/L	1	26-Jun-2025 15:48
Nickel	0.00311		0.000600	0.00200	mg/L	1	26-Jun-2025 15:48
Potassium	0.0384	J	0.0180	0.200	mg/L	1	26-Jun-2025 15:48
Sodium	0.983		0.0140	0.200	mg/L	1	26-Jun-2025 15:48
Strontium	0.00742		0.000200	0.00500	mg/L	1	26-Jun-2025 15:48
Vanadium	0.000628	J	0.000600	0.00500	mg/L	1	26-Jun-2025 15:48
Zinc	0.168		0.00200	0.00400	mg/L	1	26-Jun-2025 15:48
MERCURY BY SW7470A		Method:SW7470A		Prep:SW7470A / 25-Jun-2025		Analyst: JS	
Mercury	0.0000670	J	0.0000300	0.000200	mg/L	1	25-Jun-2025 18:10
HYDROGEN SULFIDE BY E376.1		Method:E376.1				Analyst: CD	
Hydrogen Sulfide	9.94		0.500	1.00	mg/L	1	24-Jun-2025 12:00
TOTAL DISSOLVED SOLIDS BY SM2540C		Method:M2540C				Analyst: HB	
Total Dissolved Solids (Residue, Filterable)		U	3.00	10.0	mg/L	1	24-Jun-2025 11:00
ALKALINITY BY SM2320B		Method:SM2320B				Analyst: OZ	
Alkalinity, Bicarbonate (As CaCO3)	3.10	J	3.00	10.0	mg/L	1	20-Jun-2025 18:45
Alkalinity, Carbonate (As CaCO3)		U	3.00	10.0	mg/L	1	20-Jun-2025 18:45
SULFIDE BY SM4500 S2-F		Method:SM4500 S2-F				Analyst: CD	
Sulfide	9.36		0.920	5.00	mg/L	1	24-Jun-2025 12:00
PH BY SM4500H+ B		Method:SM4500H+ B				Analyst: CD	
pH	6.98	H	0.100	1.00	pH Units	1	20-Jun-2025 18:45
Temp Deg C @pH	24.0	H	0	0	°C	1	20-Jun-2025 18:45
ANIONS BY SW9056A		Method:SW9056				Analyst: TH	
Bromide		U	0.0300	0.100	mg/L	1	23-Jun-2025 12:56
Chloride	0.301	J	0.200	0.500	mg/L	1	23-Jun-2025 12:56
Sulfate		U	0.200	0.500	mg/L	1	23-Jun-2025 12:56

Note: See Qualifiers Page for a list of qualifiers and their explanation.

PRELIMINARY

Weight / Prep Log

Client: Environmental Resources Mgmt.

Project: Sulphur Dome

WorkOrder: HS25061041

Batch ID: 229587	Start Date: 24 Jun 2025 11:05	End Date: 24 Jun 2025 11:05
Method: MA EPH EXTRACTION-FRACTIONATION	Prep Code: MA EPH_WPR	

Sample ID	Container	Sample Wt/Vol	Final Volume	Prep Factor	
HS25061041-01	1	1000 (mL)	2 (mL)	0.002	1-liter amber glass, HCl to pH <2
HS25061041-02	1	1000 (mL)	2 (mL)	0.002	1-liter amber glass, HCl to pH <2
HS25061041-03	1	1000 (mL)	2 (mL)	0.002	1-liter amber glass, HCl to pH <2
HS25061041-04	1	1000 (mL)	2 (mL)	0.002	1-liter amber glass, HCl to pH <2
HS25061041-05	1	1000 (mL)	2 (mL)	0.002	1-liter amber glass, HCl to pH <2
HS25061041-06	1	1000 (mL)	2 (mL)	0.002	1-liter amber glass, HCl to pH <2
HS25061041-07	1	1000 (mL)	2 (mL)	0.002	1-liter amber glass, HCl to pH <2
HS25061041-08	1	1000 (mL)	2 (mL)	0.002	1-liter amber glass, HCl to pH <2
HS25061041-09	1	1000 (mL)	2 (mL)	0.002	1-liter amber glass, HCl to pH <2
HS25061041-10	1	1000 (mL)	2 (mL)	0.002	1-liter amber glass, HCl to pH <2
HS25061041-11	1	1000 (mL)	2 (mL)	0.002	1-liter amber glass, HCl to pH <2
HS25061041-12	1	1000 (mL)	2 (mL)	0.002	1-liter amber glass, HCl to pH <2
HS25061041-13	1	1000 (mL)	2 (mL)	0.002	1-liter amber glass, HCl to pH <2
HS25061041-14	1	1000 (mL)	2 (mL)	0.002	1-liter amber glass, HCl to pH <2
HS25061041-15	1	1000 (mL)	2 (mL)	0.002	1-liter amber glass, HCl to pH <2
HS25061041-21	1	1000 (mL)	2 (mL)	0.002	1-liter amber glass, HCl to pH <2

Batch ID: 229664	Start Date: 25 Jun 2025 16:00	End Date: 25 Jun 2025 16:00
Method: WATER - SW3010A	Prep Code: 3010A	

Sample ID	Container	Sample Wt/Vol	Final Volume	Prep Factor	
HS25061041-01		10 (mL)	10 (mL)	1	120 plastic HNO3
HS25061041-02		10 (mL)	10 (mL)	1	120 plastic HNO3
HS25061041-03		10 (mL)	10 (mL)	1	120 plastic HNO3
HS25061041-04		10 (mL)	10 (mL)	1	120 plastic HNO3
HS25061041-05		10 (mL)	10 (mL)	1	120 plastic HNO3
HS25061041-06		10 (mL)	10 (mL)	1	120 plastic HNO3
HS25061041-07		10 (mL)	10 (mL)	1	120 plastic HNO3
HS25061041-08		10 (mL)	10 (mL)	1	120 plastic HNO3
HS25061041-09		10 (mL)	10 (mL)	1	120 plastic HNO3
HS25061041-10		10 (mL)	10 (mL)	1	120 plastic HNO3
HS25061041-11		10 (mL)	10 (mL)	1	120 plastic HNO3
HS25061041-12		10 (mL)	10 (mL)	1	120 plastic HNO3
HS25061041-13		10 (mL)	10 (mL)	1	120 plastic HNO3
HS25061041-14		10 (mL)	10 (mL)	1	120 plastic HNO3
HS25061041-15		10 (mL)	10 (mL)	1	120 plastic HNO3

Weight / Prep Log

Client: Environmental Resources Mgmt.
Project: Sulphur Dome
WorkOrder: HS25061041

Batch ID: 229681	Start Date: 25 Jun 2025 10:30	End Date: 25 Jun 2025 10:30
Method: MERCURY PREP BY 7470A- WATER		Prep Code: HG_WPR

Sample ID	Container	Sample Wt/Vol	Final Volume	Prep Factor	
HS25061041-01		10 (mL)	10 (mL)	1	120 plastic HNO3
HS25061041-02		10 (mL)	10 (mL)	1	120 plastic HNO3
HS25061041-03		10 (mL)	10 (mL)	1	120 plastic HNO3
HS25061041-04		10 (mL)	10 (mL)	1	120 plastic HNO3
HS25061041-05		10 (mL)	10 (mL)	1	120 plastic HNO3
HS25061041-06		10 (mL)	10 (mL)	1	120 plastic HNO3
HS25061041-07		10 (mL)	10 (mL)	1	120 plastic HNO3
HS25061041-08		10 (mL)	10 (mL)	1	120 plastic HNO3
HS25061041-09		10 (mL)	10 (mL)	1	120 plastic HNO3
HS25061041-10		10 (mL)	10 (mL)	1	120 plastic HNO3
HS25061041-11		10 (mL)	10 (mL)	1	120 plastic HNO3
HS25061041-12		10 (mL)	10 (mL)	1	120 plastic HNO3
HS25061041-13		10 (mL)	10 (mL)	1	120 plastic HNO3
HS25061041-14		10 (mL)	10 (mL)	1	120 plastic HNO3

Batch ID: 229682	Start Date: 25 Jun 2025 11:00	End Date: 25 Jun 2025 11:00
Method: MERCURY PREP BY 7470A- WATER		Prep Code: HG_WPR

Sample ID	Container	Sample Wt/Vol	Final Volume	Prep Factor	
HS25061041-15		10 (mL)	10 (mL)	1	120 plastic HNO3
HS25061041-21		10 (mL)	10 (mL)	1	120 plastic HNO3

Batch ID: 229710	Start Date: 26 Jun 2025 10:00	End Date: 26 Jun 2025 10:00
Method: WATER - SW3010A		Prep Code: 3010A

Sample ID	Container	Sample Wt/Vol	Final Volume	Prep Factor	
HS25061041-21		10 (mL)	10 (mL)	1	120 plastic HNO3

Client: Environmental Resources Mgmt.
Project: Sulphur Dome
WorkOrder: HS25061041

DATES REPORT

Sample ID	Client Samp ID	Collection Date	Leachate Date	Prep Date	Analysis Date	DF
Batch ID: 229587 (0)		Test Name : MASSACHUSETTS EPH R2.1, DEC 2019			Matrix: Water	
HS25061041-01	MW-3-500	17 Jun 2025 10:00		24 Jun 2025 11:05	25 Jun 2025 17:04	1
HS25061041-01	MW-3-500	17 Jun 2025 10:00		24 Jun 2025 11:05	25 Jun 2025 17:04	1
HS25061041-02	MW-3-200	17 Jun 2025 13:15		24 Jun 2025 11:05	25 Jun 2025 18:30	1
HS25061041-02	MW-3-200	17 Jun 2025 13:15		24 Jun 2025 11:05	25 Jun 2025 18:30	1
HS25061041-03	MW-3-700	17 Jun 2025 15:15		24 Jun 2025 11:05	25 Jun 2025 18:59	1
HS25061041-03	MW-3-700	17 Jun 2025 15:15		24 Jun 2025 11:05	25 Jun 2025 18:59	1
HS25061041-04	GW-DUP-01	17 Jun 2025 00:00		24 Jun 2025 11:05	25 Jun 2025 19:28	1
HS25061041-04	GW-DUP-01	17 Jun 2025 00:00		24 Jun 2025 11:05	25 Jun 2025 19:28	1
HS25061041-05	FB-061725	17 Jun 2025 15:00		24 Jun 2025 11:05	25 Jun 2025 19:57	1
HS25061041-05	FB-061725	17 Jun 2025 15:00		24 Jun 2025 11:05	25 Jun 2025 19:57	1
HS25061041-06	Cottages	18 Jun 2025 10:30		24 Jun 2025 11:05	25 Jun 2025 20:25	1
HS25061041-06	Cottages	18 Jun 2025 10:30		24 Jun 2025 11:05	25 Jun 2025 20:25	1
HS25061041-07	MW-2-200	18 Jun 2025 12:15		24 Jun 2025 11:05	25 Jun 2025 21:52	1
HS25061041-07	MW-2-200	18 Jun 2025 12:15		24 Jun 2025 11:05	25 Jun 2025 21:52	1
HS25061041-08	MW-2-500	18 Jun 2025 14:20		24 Jun 2025 11:05	25 Jun 2025 22:20	1
HS25061041-08	MW-2-500	18 Jun 2025 14:20		24 Jun 2025 11:05	25 Jun 2025 22:20	1
HS25061041-09	MW-2-700	18 Jun 2025 16:00		24 Jun 2025 11:05	25 Jun 2025 22:49	1
HS25061041-09	MW-2-700	18 Jun 2025 16:00		24 Jun 2025 11:05	25 Jun 2025 22:49	1
HS25061041-10	019-1603	18 Jun 2025 10:00		24 Jun 2025 11:05	25 Jun 2025 23:18	1
HS25061041-10	019-1603	18 Jun 2025 10:00		24 Jun 2025 11:05	25 Jun 2025 23:18	1
HS25061041-11	FB-061825	18 Jun 2025 09:30		24 Jun 2025 11:05	25 Jun 2025 23:47	1
HS25061041-11	FB-061825	18 Jun 2025 09:30		24 Jun 2025 11:05	25 Jun 2025 23:47	1
HS25061041-12	FB-061925	19 Jun 2025 10:00		24 Jun 2025 11:05	26 Jun 2025 00:15	1
HS25061041-12	FB-061925	19 Jun 2025 10:00		24 Jun 2025 11:05	26 Jun 2025 00:15	1
HS25061041-13	MW-1-700	19 Jun 2025 08:45		24 Jun 2025 11:05	26 Jun 2025 00:44	1
HS25061041-13	MW-1-700	19 Jun 2025 08:45		24 Jun 2025 11:05	26 Jun 2025 00:44	1
HS25061041-14	MW-1-500	19 Jun 2025 10:30		24 Jun 2025 11:05	26 Jun 2025 01:13	1
HS25061041-14	MW-1-500	19 Jun 2025 10:30		24 Jun 2025 11:05	26 Jun 2025 01:13	1
HS25061041-15	MW-1-200	19 Jun 2025 12:00		24 Jun 2025 11:05	26 Jun 2025 01:42	1
HS25061041-15	MW-1-200	19 Jun 2025 12:00		24 Jun 2025 11:05	26 Jun 2025 01:42	1
HS25061041-21	GW-Rinsate	17 Jun 2025 09:15		24 Jun 2025 09:00	26 Jun 2025 02:10	1
HS25061041-21	GW-Rinsate	17 Jun 2025 09:15		24 Jun 2025 09:00	26 Jun 2025 02:10	1

Client: Environmental Resources Mgmt.
Project: Sulphur Dome
WorkOrder: HS25061041

DATES REPORT

Sample ID	Client Samp ID	Collection Date	Leachate Date	Prep Date	Analysis Date	DF
Batch ID: 229664 (0)		Test Name : ICP-MS METALS BY SW6020A			Matrix: Water	
HS25061041-01	MW-3-500	17 Jun 2025 10:00		25 Jun 2025 16:00	26 Jun 2025 12:32	50
HS25061041-01	MW-3-500	17 Jun 2025 10:00		25 Jun 2025 16:00	26 Jun 2025 11:02	1
HS25061041-02	MW-3-200	17 Jun 2025 13:15		25 Jun 2025 16:00	26 Jun 2025 11:34	1
HS25061041-03	MW-3-700	17 Jun 2025 15:15		25 Jun 2025 16:00	26 Jun 2025 12:40	20
HS25061041-03	MW-3-700	17 Jun 2025 15:15		25 Jun 2025 16:00	26 Jun 2025 11:36	1
HS25061041-04	GW-DUP-01	17 Jun 2025 00:00		25 Jun 2025 16:00	26 Jun 2025 12:42	50
HS25061041-04	GW-DUP-01	17 Jun 2025 00:00		25 Jun 2025 16:00	26 Jun 2025 11:38	1
HS25061041-05	FB-061725	17 Jun 2025 15:00		25 Jun 2025 16:00	26 Jun 2025 11:39	1
HS25061041-06	Cottages	18 Jun 2025 10:30		25 Jun 2025 16:00	26 Jun 2025 11:48	1
HS25061041-07	MW-2-200	18 Jun 2025 12:15		25 Jun 2025 16:00	26 Jun 2025 11:50	1
HS25061041-08	MW-2-500	18 Jun 2025 14:20		25 Jun 2025 16:00	26 Jun 2025 11:52	1
HS25061041-09	MW-2-700	18 Jun 2025 16:00		25 Jun 2025 16:00	26 Jun 2025 12:44	20
HS25061041-09	MW-2-700	18 Jun 2025 16:00		25 Jun 2025 16:00	26 Jun 2025 11:54	1
HS25061041-10	019-1603	18 Jun 2025 10:00		25 Jun 2025 16:00	26 Jun 2025 11:56	1
HS25061041-11	FB-061825	18 Jun 2025 09:30		25 Jun 2025 16:00	26 Jun 2025 11:58	1
HS25061041-12	FB-061925	19 Jun 2025 10:00		25 Jun 2025 16:00	26 Jun 2025 12:00	1
HS25061041-13	MW-1-700	19 Jun 2025 08:45		25 Jun 2025 16:00	26 Jun 2025 12:46	20
HS25061041-13	MW-1-700	19 Jun 2025 08:45		25 Jun 2025 16:00	26 Jun 2025 12:02	1
HS25061041-14	MW-1-500	19 Jun 2025 10:30		25 Jun 2025 16:00	26 Jun 2025 12:04	1
HS25061041-15	MW-1-200	19 Jun 2025 12:00		25 Jun 2025 16:00	26 Jun 2025 12:18	1
Batch ID: 229681 (0)		Test Name : MERCURY BY SW7470A			Matrix: Water	
HS25061041-01	MW-3-500	17 Jun 2025 10:00		25 Jun 2025 10:30	25 Jun 2025 17:08	1
HS25061041-02	MW-3-200	17 Jun 2025 13:15		25 Jun 2025 10:30	25 Jun 2025 17:17	1
HS25061041-03	MW-3-700	17 Jun 2025 15:15		25 Jun 2025 10:30	25 Jun 2025 17:18	1
HS25061041-04	GW-DUP-01	17 Jun 2025 00:00		25 Jun 2025 10:30	25 Jun 2025 17:20	1
HS25061041-05	FB-061725	17 Jun 2025 15:00		25 Jun 2025 10:30	25 Jun 2025 17:22	1
HS25061041-06	Cottages	18 Jun 2025 10:30		25 Jun 2025 10:30	25 Jun 2025 17:23	1
HS25061041-07	MW-2-200	18 Jun 2025 12:15		25 Jun 2025 10:30	25 Jun 2025 17:25	1
HS25061041-08	MW-2-500	18 Jun 2025 14:20		25 Jun 2025 10:30	25 Jun 2025 17:27	1
HS25061041-09	MW-2-700	18 Jun 2025 16:00		25 Jun 2025 10:30	25 Jun 2025 17:29	1
HS25061041-10	019-1603	18 Jun 2025 10:00		25 Jun 2025 10:30	25 Jun 2025 17:30	1
HS25061041-11	FB-061825	18 Jun 2025 09:30		25 Jun 2025 10:30	25 Jun 2025 17:40	1
HS25061041-12	FB-061925	19 Jun 2025 10:00		25 Jun 2025 10:30	25 Jun 2025 17:41	1
HS25061041-13	MW-1-700	19 Jun 2025 08:45		25 Jun 2025 10:30	25 Jun 2025 17:43	1
HS25061041-14	MW-1-500	19 Jun 2025 10:30		25 Jun 2025 10:30	25 Jun 2025 17:45	1
Batch ID: 229682 (0)		Test Name : MERCURY BY SW7470A			Matrix: Water	
HS25061041-15	MW-1-200	19 Jun 2025 12:00		25 Jun 2025 11:00	25 Jun 2025 17:50	1
HS25061041-21	GW-Rinsate	17 Jun 2025 09:15		25 Jun 2025 11:00	25 Jun 2025 18:10	1

Client: Environmental Resources Mgmt.
Project: Sulphur Dome
WorkOrder: HS25061041

DATES REPORT

Sample ID	Client Samp ID	Collection Date	Leachate Date	Prep Date	Analysis Date	DF
Batch ID: 229710 (0)		Test Name : ICP-MS METALS BY SW6020A			Matrix: Water	
HS25061041-21	GW-Rinsate	17 Jun 2025 09:15		26 Jun 2025 10:00	26 Jun 2025 15:48	1
Batch ID: R515903 (0)		Test Name : LOW LEVEL VOLATILES BY SW8260C			Matrix: Water	
HS25061041-01	MW-3-500	17 Jun 2025 10:00			20 Jun 2025 20:07	1
Batch ID: R515912 (0)		Test Name : ALKALINITY BY SM2320B			Matrix: Water	
HS25061041-01	MW-3-500	17 Jun 2025 10:00			20 Jun 2025 17:07	1
HS25061041-02	MW-3-200	17 Jun 2025 13:15			20 Jun 2025 17:18	1
HS25061041-03	MW-3-700	17 Jun 2025 15:15			20 Jun 2025 17:25	1
HS25061041-04	GW-DUP-01	17 Jun 2025 00:00			20 Jun 2025 17:30	1
HS25061041-05	FB-061725	17 Jun 2025 15:00			20 Jun 2025 17:35	1
HS25061041-06	Cottages	18 Jun 2025 10:30			20 Jun 2025 17:40	1
HS25061041-07	MW-2-200	18 Jun 2025 12:15			20 Jun 2025 18:00	1
HS25061041-08	MW-2-500	18 Jun 2025 14:20			20 Jun 2025 18:04	1
HS25061041-09	MW-2-700	18 Jun 2025 16:00			20 Jun 2025 18:10	1
HS25061041-10	019-1603	18 Jun 2025 10:00			20 Jun 2025 18:15	1
HS25061041-11	FB-061825	18 Jun 2025 09:30			20 Jun 2025 18:19	1
HS25061041-12	FB-061925	19 Jun 2025 10:00			20 Jun 2025 18:23	1
HS25061041-13	MW-1-700	19 Jun 2025 08:45			20 Jun 2025 18:29	1
HS25061041-14	MW-1-500	19 Jun 2025 10:30			20 Jun 2025 18:34	1
HS25061041-15	MW-1-200	19 Jun 2025 12:00			20 Jun 2025 18:40	1
HS25061041-21	GW-Rinsate	17 Jun 2025 09:15			20 Jun 2025 18:45	1
Batch ID: R515963 (0)		Test Name : PH BY SM4500H+ B			Matrix: Water	
HS25061041-01	MW-3-500	17 Jun 2025 10:00			20 Jun 2025 17:07	1
HS25061041-02	MW-3-200	17 Jun 2025 13:15			20 Jun 2025 17:18	1
HS25061041-03	MW-3-700	17 Jun 2025 15:15			20 Jun 2025 17:25	1
HS25061041-04	GW-DUP-01	17 Jun 2025 00:00			20 Jun 2025 17:30	1
HS25061041-05	FB-061725	17 Jun 2025 15:00			20 Jun 2025 17:35	1
HS25061041-06	Cottages	18 Jun 2025 10:30			20 Jun 2025 17:40	1
HS25061041-07	MW-2-200	18 Jun 2025 12:15			20 Jun 2025 18:00	1
HS25061041-08	MW-2-500	18 Jun 2025 14:20			20 Jun 2025 18:04	1
HS25061041-09	MW-2-700	18 Jun 2025 16:00			20 Jun 2025 18:10	1
HS25061041-10	019-1603	18 Jun 2025 10:00			20 Jun 2025 18:15	1
HS25061041-11	FB-061825	18 Jun 2025 09:30			20 Jun 2025 18:19	1
HS25061041-12	FB-061925	19 Jun 2025 10:00			20 Jun 2025 18:23	1
HS25061041-13	MW-1-700	19 Jun 2025 08:45			20 Jun 2025 18:29	1
HS25061041-14	MW-1-500	19 Jun 2025 10:30			20 Jun 2025 18:34	1
HS25061041-15	MW-1-200	19 Jun 2025 12:00			20 Jun 2025 18:40	1
HS25061041-21	GW-Rinsate	17 Jun 2025 09:15			20 Jun 2025 18:45	1

Client: Environmental Resources Mgmt.
Project: Sulphur Dome
WorkOrder: HS25061041

DATES REPORT

Sample ID	Client Samp ID	Collection Date	Leachate Date	Prep Date	Analysis Date	DF
Batch ID: R516047 (0)		Test Name : ANIONS BY SW9056A			Matrix: Water	
HS25061041-01	MW-3-500	17 Jun 2025 10:00			23 Jun 2025 09:48	20
HS25061041-01	MW-3-500	17 Jun 2025 10:00			23 Jun 2025 09:42	1
HS25061041-02	MW-3-200	17 Jun 2025 13:15			23 Jun 2025 10:06	1
HS25061041-03	MW-3-700	17 Jun 2025 15:15			23 Jun 2025 10:23	40
HS25061041-03	MW-3-700	17 Jun 2025 15:15			23 Jun 2025 10:17	2
HS25061041-04	GW-DUP-01	17 Jun 2025 00:00			23 Jun 2025 11:04	20
HS25061041-04	GW-DUP-01	17 Jun 2025 00:00			23 Jun 2025 10:58	1
HS25061041-05	FB-061725	17 Jun 2025 15:00			23 Jun 2025 11:10	1
HS25061041-06	Cottages	18 Jun 2025 10:30			23 Jun 2025 11:16	1
HS25061041-07	MW-2-200	18 Jun 2025 12:15			23 Jun 2025 11:22	1
HS25061041-08	MW-2-500	18 Jun 2025 14:20			23 Jun 2025 11:28	1
HS25061041-09	MW-2-700	18 Jun 2025 16:00			23 Jun 2025 11:39	10
HS25061041-09	MW-2-700	18 Jun 2025 16:00			23 Jun 2025 11:34	1
HS25061041-10	019-1603	18 Jun 2025 10:00			23 Jun 2025 11:45	1
HS25061041-11	FB-061825	18 Jun 2025 09:30			23 Jun 2025 12:20	1
HS25061041-12	FB-061925	19 Jun 2025 10:00			23 Jun 2025 12:26	1
HS25061041-13	MW-1-700	19 Jun 2025 08:45			23 Jun 2025 12:38	5
HS25061041-13	MW-1-700	19 Jun 2025 08:45			23 Jun 2025 12:32	1
HS25061041-14	MW-1-500	19 Jun 2025 10:30			23 Jun 2025 12:44	1
HS25061041-15	MW-1-200	19 Jun 2025 12:00			23 Jun 2025 12:50	1
HS25061041-21	GW-Rinsate	17 Jun 2025 09:15			23 Jun 2025 12:56	1

Client: Environmental Resources Mgmt.
Project: Sulphur Dome
WorkOrder: HS25061041

DATES REPORT

Sample ID	Client Samp ID	Collection Date	Leachate Date	Prep Date	Analysis Date	DF
Batch ID: R516056 (0)		Test Name : LOW LEVEL VOLATILES BY SW8260C			Matrix: Water	
HS25061041-02	MW-3-200	17 Jun 2025 13:15			21 Jun 2025 01:39	1
HS25061041-03	MW-3-700	17 Jun 2025 15:15			21 Jun 2025 02:01	1
HS25061041-04	GW-DUP-01	17 Jun 2025 00:00			21 Jun 2025 02:23	1
HS25061041-05	FB-061725	17 Jun 2025 15:00			21 Jun 2025 02:45	1
HS25061041-06	Cottages	18 Jun 2025 10:30			21 Jun 2025 03:07	1
HS25061041-07	MW-2-200	18 Jun 2025 12:15			21 Jun 2025 03:30	1
HS25061041-08	MW-2-500	18 Jun 2025 14:20			21 Jun 2025 03:52	1
HS25061041-09	MW-2-700	18 Jun 2025 16:00			21 Jun 2025 04:14	1
HS25061041-10	019-1603	18 Jun 2025 10:00			21 Jun 2025 04:36	1
HS25061041-11	FB-061825	18 Jun 2025 09:30			21 Jun 2025 04:58	1
HS25061041-12	FB-061925	19 Jun 2025 10:00			21 Jun 2025 05:20	1
HS25061041-13	MW-1-700	19 Jun 2025 08:45			21 Jun 2025 05:42	1
HS25061041-14	MW-1-500	19 Jun 2025 10:30			21 Jun 2025 06:05	1
HS25061041-15	MW-1-200	19 Jun 2025 12:00			21 Jun 2025 06:27	1
HS25061041-16	CG-050625-654	17 Jun 2025 00:00			20 Jun 2025 23:26	1
HS25061041-17	CG-050625-670	17 Jun 2025 00:00			20 Jun 2025 23:48	1
HS25061041-18	CG-050625-677	17 Jun 2025 00:00			21 Jun 2025 00:10	1
HS25061041-19	CG-050625-653	17 Jun 2025 00:00			21 Jun 2025 00:33	1
HS25061041-20	CG-050625-657	17 Jun 2025 00:00			21 Jun 2025 00:55	1
HS25061041-21	GW-Rinsate	17 Jun 2025 09:15			21 Jun 2025 01:17	1
Batch ID: R516082 (0)		Test Name : SULFIDE BY SM4500 S2-F			Matrix: Water	
HS25061041-01	MW-3-500	17 Jun 2025 10:00			24 Jun 2025 12:00	1
HS25061041-02	MW-3-200	17 Jun 2025 13:15			24 Jun 2025 12:00	1
HS25061041-03	MW-3-700	17 Jun 2025 15:15			24 Jun 2025 12:00	1
HS25061041-04	GW-DUP-01	17 Jun 2025 00:00			24 Jun 2025 12:00	1
HS25061041-05	FB-061725	17 Jun 2025 15:00			24 Jun 2025 12:00	1
HS25061041-06	Cottages	18 Jun 2025 10:30			24 Jun 2025 12:00	1
HS25061041-07	MW-2-200	18 Jun 2025 12:15			24 Jun 2025 12:00	1
HS25061041-08	MW-2-500	18 Jun 2025 14:20			24 Jun 2025 12:00	1
HS25061041-09	MW-2-700	18 Jun 2025 16:00			24 Jun 2025 12:00	1
HS25061041-10	019-1603	18 Jun 2025 10:00			24 Jun 2025 12:00	1
HS25061041-11	FB-061825	18 Jun 2025 09:30			24 Jun 2025 12:00	1
HS25061041-12	FB-061925	19 Jun 2025 10:00			24 Jun 2025 12:00	1
HS25061041-21	GW-Rinsate	17 Jun 2025 09:15			24 Jun 2025 12:00	1

Client: Environmental Resources Mgmt.
Project: Sulphur Dome
WorkOrder: HS25061041

DATES REPORT

Sample ID	Client Samp ID	Collection Date	Leachate Date	Prep Date	Analysis Date	DF
Batch ID: R516087 (0)		Test Name : HYDROGEN SULFIDE BY E376.1			Matrix: Water	
HS25061041-01	MW-3-500	17 Jun 2025 10:00			24 Jun 2025 12:00	1
HS25061041-02	MW-3-200	17 Jun 2025 13:15			24 Jun 2025 12:00	1
HS25061041-03	MW-3-700	17 Jun 2025 15:15			24 Jun 2025 12:00	1
HS25061041-04	GW-DUP-01	17 Jun 2025 00:00			24 Jun 2025 12:00	1
HS25061041-05	FB-061725	17 Jun 2025 15:00			24 Jun 2025 12:00	1
HS25061041-06	Cottages	18 Jun 2025 10:30			24 Jun 2025 12:00	1
HS25061041-07	MW-2-200	18 Jun 2025 12:15			24 Jun 2025 12:00	1
HS25061041-08	MW-2-500	18 Jun 2025 14:20			24 Jun 2025 12:00	1
HS25061041-09	MW-2-700	18 Jun 2025 16:00			24 Jun 2025 12:00	1
HS25061041-10	019-1603	18 Jun 2025 10:00			24 Jun 2025 12:00	1
HS25061041-11	FB-061825	18 Jun 2025 09:30			24 Jun 2025 12:00	1
HS25061041-12	FB-061925	19 Jun 2025 10:00			24 Jun 2025 12:00	1
HS25061041-21	GW-Rinsate	17 Jun 2025 09:15			24 Jun 2025 12:00	1
Batch ID: R516145 (0)		Test Name : TOTAL DISSOLVED SOLIDS BY SM2540C			Matrix: Water	
HS25061041-01	MW-3-500	17 Jun 2025 10:00			24 Jun 2025 11:00	1
HS25061041-02	MW-3-200	17 Jun 2025 13:15			24 Jun 2025 11:00	1
HS25061041-03	MW-3-700	17 Jun 2025 15:15			24 Jun 2025 11:00	1
HS25061041-04	GW-DUP-01	17 Jun 2025 00:00			24 Jun 2025 11:00	1
HS25061041-05	FB-061725	17 Jun 2025 15:00			24 Jun 2025 11:00	1
HS25061041-06	Cottages	18 Jun 2025 10:30			24 Jun 2025 11:00	1
HS25061041-07	MW-2-200	18 Jun 2025 12:15			24 Jun 2025 11:00	1
HS25061041-08	MW-2-500	18 Jun 2025 14:20			24 Jun 2025 11:00	1
HS25061041-09	MW-2-700	18 Jun 2025 16:00			24 Jun 2025 11:00	1
HS25061041-10	019-1603	18 Jun 2025 10:00			24 Jun 2025 11:00	1
HS25061041-11	FB-061825	18 Jun 2025 09:30			24 Jun 2025 11:00	1
HS25061041-21	GW-Rinsate	17 Jun 2025 09:15			24 Jun 2025 11:00	1

Client: Environmental Resources Mgmt.
Project: Sulphur Dome
WorkOrder: HS25061041

DATES REPORT

Sample ID	Client Samp ID	Collection Date	Leachate Date	Prep Date	Analysis Date	DF
Batch ID: R516217 (0)		Test Name : MASSACHUSETTS VPH, FEB 2018, REV 2.1			Matrix: Water	
HS25061041-01	MW-3-500	17 Jun 2025 10:00			25 Jun 2025 15:49	5
HS25061041-02	MW-3-200	17 Jun 2025 13:15			24 Jun 2025 22:57	1
HS25061041-03	MW-3-700	17 Jun 2025 15:15			24 Jun 2025 23:36	1
HS25061041-04	GW-DUP-01	17 Jun 2025 00:00			25 Jun 2025 16:28	5
HS25061041-05	FB-061725	17 Jun 2025 15:00			24 Jun 2025 19:43	1
HS25061041-06	Cottages	18 Jun 2025 10:30			25 Jun 2025 02:11	1
HS25061041-07	MW-2-200	18 Jun 2025 12:15			25 Jun 2025 02:49	1
HS25061041-08	MW-2-500	18 Jun 2025 14:20			25 Jun 2025 03:28	1
HS25061041-09	MW-2-700	18 Jun 2025 16:00			25 Jun 2025 04:07	1
HS25061041-10	019-1603	18 Jun 2025 10:00			25 Jun 2025 04:46	1
HS25061041-11	FB-061825	18 Jun 2025 09:30			24 Jun 2025 20:22	1
HS25061041-12	FB-061925	19 Jun 2025 10:00			24 Jun 2025 21:01	1
HS25061041-13	MW-1-700	19 Jun 2025 08:45			25 Jun 2025 05:24	1
HS25061041-14	MW-1-500	19 Jun 2025 10:30			25 Jun 2025 06:03	1
HS25061041-15	MW-1-200	19 Jun 2025 12:00			24 Jun 2025 22:18	1
HS25061041-21	GW-Rinsate	17 Jun 2025 09:15			24 Jun 2025 21:40	1
Batch ID: R516237 (0)		Test Name : TOTAL DISSOLVED SOLIDS BY SM2540C			Matrix: Water	
HS25061041-12	FB-061925	19 Jun 2025 10:00			25 Jun 2025 11:00	1
HS25061041-13	MW-1-700	19 Jun 2025 08:45			25 Jun 2025 11:00	1
HS25061041-14	MW-1-500	19 Jun 2025 10:30			25 Jun 2025 11:00	1
HS25061041-15	MW-1-200	19 Jun 2025 12:00			25 Jun 2025 11:00	1
Batch ID: R516243 (0)		Test Name : MASSACHUSETTS VPH, FEB 2018, REV 2.1			Matrix: Water	
HS25061041-01	MW-3-500	17 Jun 2025 10:00			25 Jun 2025 07:59	1
HS25061041-02	MW-3-200	17 Jun 2025 13:15			24 Jun 2025 22:57	1
HS25061041-03	MW-3-700	17 Jun 2025 15:15			24 Jun 2025 23:36	1
HS25061041-04	GW-DUP-01	17 Jun 2025 00:00			25 Jun 2025 01:32	1
HS25061041-05	FB-061725	17 Jun 2025 15:00			24 Jun 2025 19:43	1
HS25061041-06	Cottages	18 Jun 2025 10:30			25 Jun 2025 02:11	1
HS25061041-07	MW-2-200	18 Jun 2025 12:15			25 Jun 2025 02:49	1
HS25061041-08	MW-2-500	18 Jun 2025 14:20			25 Jun 2025 03:28	1
HS25061041-09	MW-2-700	18 Jun 2025 16:00			25 Jun 2025 04:07	1
HS25061041-10	019-1603	18 Jun 2025 10:00			25 Jun 2025 04:46	1
HS25061041-11	FB-061825	18 Jun 2025 09:30			24 Jun 2025 20:22	1
HS25061041-12	FB-061925	19 Jun 2025 10:00			24 Jun 2025 21:01	1
HS25061041-13	MW-1-700	19 Jun 2025 08:45			25 Jun 2025 05:24	1
HS25061041-14	MW-1-500	19 Jun 2025 10:30			25 Jun 2025 06:03	1
HS25061041-15	MW-1-200	19 Jun 2025 12:00			24 Jun 2025 22:18	1
HS25061041-21	GW-Rinsate	17 Jun 2025 09:15			24 Jun 2025 21:40	1

Client: Environmental Resources Mgmt.
Project: Sulphur Dome
WorkOrder: HS25061041

DATES REPORT

Sample ID	Client Samp ID	Collection Date	Leachate Date	Prep Date	Analysis Date	DF
Batch ID: R516266 (0)		Test Name : SULFIDE BY SM4500 S2-F			Matrix: Water	
HS25061041-13	MW-1-700	19 Jun 2025 08:45			26 Jun 2025 06:33	1
HS25061041-14	MW-1-500	19 Jun 2025 10:30			26 Jun 2025 06:33	1
HS25061041-15	MW-1-200	19 Jun 2025 12:00			26 Jun 2025 06:33	1
Batch ID: R516267 (0)		Test Name : HYDROGEN SULFIDE BY E376.1			Matrix: Water	
HS25061041-13	MW-1-700	19 Jun 2025 08:45			26 Jun 2025 06:33	1
HS25061041-14	MW-1-500	19 Jun 2025 10:30			26 Jun 2025 06:33	1
HS25061041-15	MW-1-200	19 Jun 2025 12:00			26 Jun 2025 06:33	1

Client: Environmental Resources Mgmt.
Project: Sulphur Dome
WorkOrder: HS25061041

QC BATCH REPORT

Batch ID: 229587 (0)		Instrument: FID23		Method: MASSACHUSETTS EPH R2.1, DEC 2019						
MBLK	Sample ID: MBLK-229587	Units: mg/L			Analysis Date: 25-Jun-2025 16:06					
Client ID:	Run ID: FID23_516259	SeqNo: 8912204		PrepDate: 24-Jun-2025		DF: 1				
Analyte	Result	PQL	SPK Val	SPK Ref Value	%REC	Control Limit	RPD Ref Value	%RPD	RPD Limit Qual	
Aliphatics >C10 - C12	U	0.100								
Aliphatics >C12 - C16	U	0.100								
Aliphatics >C16 - C35	U	0.100								
<i>Surr: 1-Chlorooctadecane</i>	<i>0.0313</i>	<i>0</i>	<i>0.04</i>	<i>0</i>	<i>78.2</i>	<i>40 - 140</i>				
MBLK	Sample ID: MBLK-229587	Units: mg/L			Analysis Date: 25-Jun-2025 16:06					
Client ID:	Run ID: FID-22_516258	SeqNo: 8912181		PrepDate: 24-Jun-2025		DF: 1				
Analyte	Result	PQL	SPK Val	SPK Ref Value	%REC	Control Limit	RPD Ref Value	%RPD	RPD Limit Qual	
Aromatics >C10 - C12	U	0.100								
Aromatics >C12 - C16	U	0.100								
Aromatics >C16 - C21	U	0.100								
Aromatics >C21 - C35	U	0.100								
<i>Surr: 2-Bromonaphthalene</i>	<i>0.03389</i>	<i>0</i>	<i>0.04</i>	<i>0</i>	<i>84.7</i>	<i>40 - 140</i>				
<i>Surr: 2-Fluorobiphenyl</i>	<i>0.03457</i>	<i>0</i>	<i>0.04</i>	<i>0</i>	<i>86.4</i>	<i>40 - 140</i>				
<i>Surr: o-Terphenyl</i>	<i>0.02837</i>	<i>0</i>	<i>0.04</i>	<i>0</i>	<i>70.9</i>	<i>40 - 140</i>				
LCS	Sample ID: LCS-229587	Units: mg/L			Analysis Date: 25-Jun-2025 16:35					
Client ID:	Run ID: FID23_516259	SeqNo: 8912205		PrepDate: 24-Jun-2025		DF: 1				
Analyte	Result	PQL	SPK Val	SPK Ref Value	%REC	Control Limit	RPD Ref Value	%RPD	RPD Limit Qual	
Aliphatics >C10 - C12	0.04018	0.100	0.05	0	80.4	40 - 140			J	
Aliphatics >C12 - C16	0.08954	0.100	0.1	0	89.5	40 - 140			J	
Aliphatics >C16 - C35	0.3476	0.100	0.4	0	86.9	40 - 140				
<i>Surr: 1-Chlorooctadecane</i>	<i>0.02589</i>	<i>0</i>	<i>0.04</i>	<i>0</i>	<i>64.7</i>	<i>40 - 140</i>				

Client: Environmental Resources Mgmt.
Project: Sulphur Dome
WorkOrder: HS25061041

QC BATCH REPORT

Batch ID: 229587 (0)		Instrument: FID23		Method: MASSACHUSETTS EPH R2.1, DEC 2019						
LCS		Sample ID: LCS-229587		Units: mg/L		Analysis Date: 25-Jun-2025 16:35				
Client ID:		Run ID: FID-22_516258		SeqNo: 8912182		PrepDate: 24-Jun-2025		DF: 1		
Analyte	Result	PQL	SPK Val	SPK Ref Value	%REC	Control Limit	RPD Ref Value	%RPD	RPD Limit Qual	
Aromatics >C10 - C12	0.04138	0.100	0.05	0	82.8	40 - 140			J	
Aromatics >C12 - C16	0.1564	0.100	0.2	0	78.2	40 - 140				
Aromatics >C16 - C21	0.128	0.100	0.15	0	85.3	40 - 140				
Aromatics >C21 - C35	0.3628	0.100	0.45	0	80.6	40 - 140				
Surr: 2-Bromonaphthalene	0.03603	0	0.04	0	90.1	40 - 140				
Surr: 2-Fluorobiphenyl	0.03506	0	0.04	0	87.6	40 - 140				
Surr: o-Terphenyl	0.02627	0	0.04	0	65.7	40 - 140				
MS		Sample ID: HS25061041-01MS		Units: mg/L		Analysis Date: 25-Jun-2025 17:33				
Client ID: MW-3-500		Run ID: FID23_516259		SeqNo: 8912207		PrepDate: 24-Jun-2025		DF: 1		
Analyte	Result	PQL	SPK Val	SPK Ref Value	%REC	Control Limit	RPD Ref Value	%RPD	RPD Limit Qual	
Aliphatics >C10 - C12	0.04165	0.100	0.05	0	83.3	40 - 140			J	
Aliphatics >C12 - C16	0.09174	0.100	0.1	0	91.7	40 - 140			J	
Aliphatics >C16 - C35	0.3661	0.100	0.4	0	91.5	40 - 140				
Surr: 1-Chlorooctadecane	0.02678	0	0.04	0	67.0	40 - 140				
MS		Sample ID: HS25061041-01MS		Units: mg/L		Analysis Date: 25-Jun-2025 17:33				
Client ID: MW-3-500		Run ID: FID-22_516258		SeqNo: 8912184		PrepDate: 24-Jun-2025		DF: 1		
Analyte	Result	PQL	SPK Val	SPK Ref Value	%REC	Control Limit	RPD Ref Value	%RPD	RPD Limit Qual	
Aromatics >C10 - C12	0.0447	0.100	0.05	0	89.4	40 - 140			J	
Aromatics >C12 - C16	0.173	0.100	0.2	0	86.5	40 - 140				
Aromatics >C16 - C21	0.1426	0.100	0.15	0	95.0	40 - 140				
Aromatics >C21 - C35	0.4157	0.100	0.45	0	92.4	40 - 140				
Surr: 2-Bromonaphthalene	0.03758	0	0.04	0	93.9	40 - 140				
Surr: 2-Fluorobiphenyl	0.03712	0	0.04	0	92.8	40 - 140				
Surr: o-Terphenyl	0.02792	0	0.04	0	69.8	40 - 140				

Client: Environmental Resources Mgmt.
Project: Sulphur Dome
WorkOrder: HS25061041

QC BATCH REPORT

Batch ID: 229587 (0)	Instrument: FID23	Method: MASSACHUSETTS EPH R2.1, DEC 2019
-------------------------------	--------------------------	---

MSD		Sample ID: HS25061041-01MSD			Units: mg/L		Analysis Date: 25-Jun-2025 18:01			
Client ID: MW-3-500		Run ID: FID23_516259			SeqNo: 8912208		PrepDate: 24-Jun-2025		DF: 1	
Analyte	Result	PQL	SPK Val	SPK Ref Value	%REC	Control Limit	RPD Ref Value	%RPD	RPD Limit	Qual
Aliphatics >C10 - C12	0.0422	0.100	0.05	0	84.4	40 - 140	0.04165	0	50	J
Aliphatics >C12 - C16	0.08993	0.100	0.1	0	89.9	40 - 140	0.09174	0	50	J
Aliphatics >C16 - C35	0.3594	0.100	0.4	0	89.9	40 - 140	0.3661	1.85	50	
<i>Surr: 1-Chlorooctadecane</i>	<i>0.02515</i>	<i>0</i>	<i>0.04</i>	<i>0</i>	<i>62.9</i>	<i>40 - 140</i>	<i>0.02678</i>	<i>6.28</i>	<i>50</i>	

MSD		Sample ID: HS25061041-01MSD			Units: mg/L		Analysis Date: 25-Jun-2025 18:01			
Client ID: MW-3-500		Run ID: FID-22_516258			SeqNo: 8912185		PrepDate: 24-Jun-2025		DF: 1	
Analyte	Result	PQL	SPK Val	SPK Ref Value	%REC	Control Limit	RPD Ref Value	%RPD	RPD Limit	Qual
Aromatics >C10 - C12	0.04617	0.100	0.05	0	92.3	40 - 140	0.0447	0	50	J
Aromatics >C12 - C16	0.1727	0.100	0.2	0	86.3	40 - 140	0.173	0.195	50	
Aromatics >C16 - C21	0.1403	0.100	0.15	0	93.5	40 - 140	0.1426	1.58	50	
Aromatics >C21 - C35	0.4131	0.100	0.45	0	91.8	40 - 140	0.4157	0.623	50	
<i>Surr: 2-Bromonaphthalene</i>	<i>0.03913</i>	<i>0</i>	<i>0.04</i>	<i>0</i>	<i>97.8</i>	<i>40 - 140</i>	<i>0.03758</i>	<i>4.05</i>	<i>50</i>	
<i>Surr: 2-Fluorobiphenyl</i>	<i>0.03804</i>	<i>0</i>	<i>0.04</i>	<i>0</i>	<i>95.1</i>	<i>40 - 140</i>	<i>0.03712</i>	<i>2.44</i>	<i>50</i>	
<i>Surr: o-Terphenyl</i>	<i>0.0276</i>	<i>0</i>	<i>0.04</i>	<i>0</i>	<i>69.0</i>	<i>40 - 140</i>	<i>0.02792</i>	<i>1.14</i>	<i>50</i>	

The following samples were analyzed in this batch:

HS25061041-01	HS25061041-02	HS25061041-03	HS25061041-04
HS25061041-05	HS25061041-06	HS25061041-07	HS25061041-08
HS25061041-09	HS25061041-10	HS25061041-11	HS25061041-12
HS25061041-13	HS25061041-14	HS25061041-15	HS25061041-21

Client: Environmental Resources Mgmt.
Project: Sulphur Dome
WorkOrder: HS25061041

QC BATCH REPORT

Batch ID: R516217 (0)		Instrument: FID-14		Method: MASSACHUSETTS VPH, FEB 2018, REV 2.1					
MBLK	Sample ID: MBLK-250624	Units: mg/L			Analysis Date: 24-Jun-2025 19:05				
Client ID:		Run ID: FID-14_516217		SeqNo: 8911126		PrepDate:		DF: 1	
Analyte	Result	PQL	SPK Val	SPK Ref Value	%REC	Control Limit	RPD Ref Value	%RPD	RPD Limit Qual

Aliphatics >C6 - C8	U	0.00500							
Aliphatics >C8 - C10	U	0.00500							
<i>Surr: 2,5-Dibromotoluene (Aliphatic)</i>	0.205	0.0100	0.25	0	82.0	70 - 130			

LCS	Sample ID: LCS-250624	Units: mg/L			Analysis Date: 24-Jun-2025 17:47				
Client ID:		Run ID: FID-14_516217		SeqNo: 8911124		PrepDate:		DF: 1	
Analyte	Result	PQL	SPK Val	SPK Ref Value	%REC	Control Limit	RPD Ref Value	%RPD	RPD Limit Qual

Aliphatics >C6 - C8	0.02725	0.00500	0.025	0	109	70 - 130			
Aliphatics >C8 - C10	0.02336	0.00500	0.025	0	93.4	70 - 130			
<i>Surr: 2,5-Dibromotoluene (Aliphatic)</i>	0.2454	0.0100	0.25	0	98.2	70 - 130			

LCSD	Sample ID: LCSD-250624	Units: mg/L			Analysis Date: 24-Jun-2025 18:26				
Client ID:		Run ID: FID-14_516217		SeqNo: 8911125		PrepDate:		DF: 1	
Analyte	Result	PQL	SPK Val	SPK Ref Value	%REC	Control Limit	RPD Ref Value	%RPD	RPD Limit Qual

Aliphatics >C6 - C8	0.02156	0.00500	0.025	0	86.2	70 - 130	0.02725	23.3	25
Aliphatics >C8 - C10	0.02065	0.00500	0.025	0	82.6	70 - 130	0.02336	12.3	25
<i>Surr: 2,5-Dibromotoluene (Aliphatic)</i>	0.2871	0.0100	0.25	0	115	70 - 130	0.2454	15.7	25

MS	Sample ID: HS25061041-01MS	Units: mg/L			Analysis Date: 25-Jun-2025 17:06				
Client ID: MW-3-500		Run ID: FID-14_516217		SeqNo: 8912781		PrepDate:		DF: 5	
Analyte	Result	PQL	SPK Val	SPK Ref Value	%REC	Control Limit	RPD Ref Value	%RPD	RPD Limit Qual

Aliphatics >C6 - C8	0.3715	0.0250	0.125	0.2676	83.1	70 - 130			
Aliphatics >C8 - C10	0.1445	0.0250	0.125	0.02854	92.8	70 - 130			
<i>Surr: 2,5-Dibromotoluene (Aliphatic)</i>	1.024	0.0500	1.25	0	81.9	70 - 130			

Client: Environmental Resources Mgmt.
Project: Sulphur Dome
WorkOrder: HS25061041

QC BATCH REPORT

Batch ID: R516217 (0) **Instrument:** FID-14 **Method:** MASSACHUSETTS VPH, FEB 2018, REV 2.1

MSD		Sample ID: HS25061041-01MSD		Units: mg/L		Analysis Date: 25-Jun-2025 17:45				
Client ID: MW-3-500		Run ID: FID-14_516217		SeqNo: 8912782		PrepDate:		DF: 5		
Analyte	Result	PQL	SPK Val	SPK Ref Value	%REC	Control Limit	RPD Ref Value	%RPD	RPD Limit	Qual
Aliphatics >C6 - C8	0.3945	0.0250	0.125	0.2676	102	70 - 130	0.3715	6.01	25	
Aliphatics >C8 - C10	0.158	0.0250	0.125	0.02854	104	70 - 130	0.1445	8.93	25	
<i>Surr: 2,5-Dibromotoluene (Aliphatic)</i>	<i>1.118</i>	<i>0.0500</i>	<i>1.25</i>	<i>0</i>	<i>89.4</i>	<i>70 - 130</i>	<i>1.024</i>	<i>8.75</i>	<i>25</i>	

The following samples were analyzed in this batch:

HS25061041-01	HS25061041-02	HS25061041-03	HS25061041-04
HS25061041-05	HS25061041-06	HS25061041-07	HS25061041-08
HS25061041-09	HS25061041-10	HS25061041-11	HS25061041-12
HS25061041-13	HS25061041-14	HS25061041-15	HS25061041-21

Client: Environmental Resources Mgmt.
Project: Sulphur Dome
WorkOrder: HS25061041

QC BATCH REPORT

Batch ID: R516243 (0)	Instrument: FID-15	Method: MASSACHUSETTS VPH, FEB 2018, REV 2.1								
MBLK	Sample ID: MBLK-250624	Units: mg/L	Analysis Date: 24-Jun-2025 19:05							
Client ID:	Run ID: FID-15_516243	SeqNo: 8911721	PrepDate: DF: 1							
Analyte	Result	PQL	SPK Val	SPK Ref Value	%REC	Control Limit	RPD Ref Value	%RPD	RPD Limit	Qual

Aromatics >C8 - C10	U	0.0200								
Surr: 2,5-Dibromotoluene (Aromatic)	0.2058	0.0100	0.25	0	82.3	70 - 130				

LCS	Sample ID: LCS-250624	Units: mg/L	Analysis Date: 24-Jun-2025 17:47							
Client ID:	Run ID: FID-15_516243	SeqNo: 8911719	PrepDate: DF: 1							
Analyte	Result	PQL	SPK Val	SPK Ref Value	%REC	Control Limit	RPD Ref Value	%RPD	RPD Limit	Qual

Aromatics >C8 - C10	0.08258	0.0200	0.1	0	82.6	70 - 130				
Surr: 2,5-Dibromotoluene (Aromatic)	0.2538	0.0100	0.25	0	102	70 - 130				

LCSD	Sample ID: LCSD-250624	Units: mg/L	Analysis Date: 24-Jun-2025 18:26							
Client ID:	Run ID: FID-15_516243	SeqNo: 8911720	PrepDate: DF: 1							
Analyte	Result	PQL	SPK Val	SPK Ref Value	%REC	Control Limit	RPD Ref Value	%RPD	RPD Limit	Qual

Aromatics >C8 - C10	0.07506	0.0200	0.1	0	75.1	70 - 130	0.08258	9.54	25	
Surr: 2,5-Dibromotoluene (Aromatic)	0.2933	0.0100	0.25	0	117	70 - 130	0.2538	14.4	25	

MS	Sample ID: HS25061041-01MS	Units: mg/L	Analysis Date: 25-Jun-2025 08:38							
Client ID: MW-3-500	Run ID: FID-15_516243	SeqNo: 8911740	PrepDate: DF: 1							
Analyte	Result	PQL	SPK Val	SPK Ref Value	%REC	Control Limit	RPD Ref Value	%RPD	RPD Limit	Qual

Aromatics >C8 - C10	0.07842	0.0200	0.1	0	78.4	70 - 130				
Surr: 2,5-Dibromotoluene (Aromatic)	0.2463	0.0100	0.25	0	98.5	70 - 130				

MSD	Sample ID: HS25061041-01MSD	Units: mg/L	Analysis Date: 25-Jun-2025 09:17							
Client ID: MW-3-500	Run ID: FID-15_516243	SeqNo: 8911741	PrepDate: DF: 1							
Analyte	Result	PQL	SPK Val	SPK Ref Value	%REC	Control Limit	RPD Ref Value	%RPD	RPD Limit	Qual

Aromatics >C8 - C10	0.08113	0.0200	0.1	0	81.1	70 - 130	0.07842	3.4	25	
Surr: 2,5-Dibromotoluene (Aromatic)	0.2021	0.0100	0.25	0	80.9	70 - 130	0.2463	19.7	25	

The following samples were analyzed in this batch:

HS25061041-01	HS25061041-02	HS25061041-03	HS25061041-04
HS25061041-05	HS25061041-06	HS25061041-07	HS25061041-08
HS25061041-09	HS25061041-10	HS25061041-11	HS25061041-12
HS25061041-13	HS25061041-14	HS25061041-15	HS25061041-21

Client: Environmental Resources Mgmt.
Project: Sulphur Dome
WorkOrder: HS25061041

QC BATCH REPORT

Batch ID: 229664 (0)		Instrument: ICPMS06		Method: ICP-MS METALS BY SW6020A						
MBLK	Sample ID: MBLK-229664	Units: mg/L			Analysis Date: 26-Jun-2025 10:54					
Client ID:	Run ID: ICPMS06_516292	SeqNo: 8913079		PrepDate: 25-Jun-2025		DF: 1				
Analyte	Result	PQL	SPK Val	SPK Ref Value	%REC	Control Limit	RPD Ref Value	%RPD	RPD Limit	Qual
Arsenic	U	0.00200								
Barium	U	0.00400								
Calcium	U	0.500								
Chromium	U	0.00400								
Iron	U	0.200								
Lead	U	0.00200								
Magnesium	U	0.200								
Manganese	U	0.00500								
Nickel	U	0.00200								
Potassium	U	0.200								
Sodium	U	0.200								
Strontium	U	0.00500								
Vanadium	U	0.00500								
Zinc	U	0.00400								

LCS	Sample ID: LCS-229664	Units: mg/L			Analysis Date: 26-Jun-2025 10:56					
Client ID:	Run ID: ICPMS06_516292	SeqNo: 8913080		PrepDate: 25-Jun-2025		DF: 1				
Analyte	Result	PQL	SPK Val	SPK Ref Value	%REC	Control Limit	RPD Ref Value	%RPD	RPD Limit	Qual
Arsenic	0.04687	0.00200	0.05	0	93.7	80 - 120				
Barium	0.04541	0.00400	0.05	0	90.8	80 - 120				
Calcium	4.906	0.500	5	0	98.1	80 - 120				
Chromium	0.04623	0.00400	0.05	0	92.5	80 - 120				
Iron	4.958	0.200	5	0	99.2	80 - 120				
Lead	0.04389	0.00200	0.05	0	87.8	80 - 120				
Magnesium	4.948	0.200	5	0	99.0	80 - 120				
Manganese	0.04776	0.00500	0.05	0	95.5	80 - 120				
Nickel	0.04764	0.00200	0.05	0	95.3	80 - 120				
Potassium	4.891	0.200	5	0	97.8	80 - 120				
Sodium	4.876	0.200	5	0	97.5	80 - 120				
Strontium	0.09642	0.00500	0.1	0	96.4	80 - 120				
Vanadium	0.0463	0.00500	0.05	0	92.6	80 - 120				
Zinc	0.04885	0.00400	0.05	0	97.7	80 - 120				

Client: Environmental Resources Mgmt.
Project: Sulphur Dome
WorkOrder: HS25061041

QC BATCH REPORT

Batch ID: 229664 (0)		Instrument: ICPMS06			Method: ICP-MS METALS BY SW6020A					
MS		Sample ID: HS25061041-01MS			Units: mg/L		Analysis Date: 26-Jun-2025 11:04			
Client ID: MW-3-500		Run ID: ICPMS06_516292			SeqNo: 8913084		PrepDate: 25-Jun-2025		DF: 1	
Analyte	Result	PQL	SPK Val	SPK Ref Value	%REC	Control Limit	RPD Ref Value	%RPD	RPD Limit	Qual
Arsenic	0.04694	0.00200	0.05	0.000117	93.6	80 - 120				
Barium	0.1954	0.00400	0.05	0.1597	71.5	80 - 120				S
Calcium	85.47	0.500	5	83.12	47.0	80 - 120				SO
Chromium	0.04702	0.00400	0.05	0.002312	89.4	80 - 120				
Iron	5.152	0.200	5	1.044	82.1	80 - 120				
Lead	0.04376	0.00200	0.05	0.000047	87.4	80 - 120				
Magnesium	16.41	0.200	5	12.02	87.7	80 - 120				
Manganese	0.05157	0.00500	0.05	0.007772	87.6	80 - 120				
Nickel	0.044	0.00200	0.05	0.00055	86.9	80 - 120				
Potassium	49.4	0.200	5	45.82	71.5	80 - 120				SO
Sodium	697.6	0.200	5	724.3	-534	80 - 120				SEO
Strontium	4.144	0.00500	0.1	4.307	-164	80 - 120				SEO
Vanadium	0.04631	0.00500	0.05	-0.000086	92.8	80 - 120				
Zinc	0.05581	0.00400	0.05	0.007286	97.1	80 - 120				

MSD		Sample ID: HS25061041-01MSD			Units: mg/L		Analysis Date: 26-Jun-2025 11:06			
Client ID: MW-3-500		Run ID: ICPMS06_516292			SeqNo: 8913085		PrepDate: 25-Jun-2025		DF: 1	
Analyte	Result	PQL	SPK Val	SPK Ref Value	%REC	Control Limit	RPD Ref Value	%RPD	RPD Limit	Qual
Arsenic	0.04746	0.00200	0.05	0.000117	94.7	80 - 120	0.04694	1.1	20	
Barium	0.1985	0.00400	0.05	0.1597	77.7	80 - 120	0.1954	1.59	20	S
Calcium	86.69	0.500	5	83.12	71.3	80 - 120	85.47	1.41	20	SO
Chromium	0.04784	0.00400	0.05	0.002312	91.0	80 - 120	0.04702	1.73	20	
Iron	5.311	0.200	5	1.044	85.3	80 - 120	5.152	3.05	20	
Lead	0.04415	0.00200	0.05	0.000047	88.2	80 - 120	0.04376	0.876	20	
Magnesium	16.78	0.200	5	12.02	95.1	80 - 120	16.41	2.21	20	
Manganese	0.05319	0.00500	0.05	0.007772	90.8	80 - 120	0.05157	3.1	20	
Nickel	0.04519	0.00200	0.05	0.00055	89.3	80 - 120	0.044	2.66	20	
Potassium	50.24	0.200	5	45.82	88.4	80 - 120	49.4	1.69	20	O
Sodium	711.7	0.200	5	724.3	-253	80 - 120	697.6	1.99	20	SEO
Strontium	4.222	0.00500	0.1	4.307	-85.4	80 - 120	4.144	1.88	20	SEO
Vanadium	0.04692	0.00500	0.05	-0.000086	94.0	80 - 120	0.04631	1.31	20	
Zinc	0.0576	0.00400	0.05	0.007286	101	80 - 120	0.05581	3.15	20	

Client: Environmental Resources Mgmt.
Project: Sulphur Dome
WorkOrder: HS25061041

QC BATCH REPORT

Batch ID: 229664 (0) **Instrument:** ICPMS06 **Method:** ICP-MS METALS BY SW6020A

PDS		Sample ID: HS25061041-01PDS			Units: mg/L		Analysis Date: 26-Jun-2025 11:07			
Client ID: MW-3-500		Run ID: ICPMS06_516292			SeqNo: 8913086		PrepDate: 25-Jun-2025		DF: 1	
Analyte	Result	PQL	SPK Val	SPK Ref Value	%REC	Control Limit	RPD Ref Value	%RPD	RPD Limit	Qual
Arsenic	0.09345	0.00200	0.1	0.000117	93.3	75 - 125				
Barium	0.243	0.00400	0.1	0.1597	83.3	75 - 125				
Calcium	89.3	0.500	10	83.12	61.8	75 - 125				SO
Chromium	0.09035	0.00400	0.1	0.002312	88.0	75 - 125				
Iron	9.802	0.200	10	1.044	87.6	75 - 125				
Lead	0.08755	0.00200	0.1	0.000047	87.5	75 - 125				
Magnesium	20.98	0.200	10	12.02	89.6	75 - 125				
Manganese	0.09768	0.00500	0.1	0.007772	89.9	75 - 125				
Nickel	0.08782	0.00200	0.1	0.00055	87.3	75 - 125				
Potassium	53.32	0.200	10	45.82	75.0	75 - 125				O
Vanadium	0.0913	0.00500	0.1	-0.000086	91.4	75 - 125				
Zinc	0.1064	0.00400	0.1	0.007286	99.1	75 - 125				

PDS		Sample ID: HS25061041-01PDS			Units: mg/L		Analysis Date: 26-Jun-2025 12:36			
Client ID: MW-3-500		Run ID: ICPMS06_516292			SeqNo: 8913594		PrepDate: 25-Jun-2025		DF: 50	
Analyte	Result	PQL	SPK Val	SPK Ref Value	%REC	Control Limit	RPD Ref Value	%RPD	RPD Limit	Qual
Sodium	1225	10.0	500	718.1	101	75 - 125				
Strontium	9.774	0.250	5	4.418	107	75 - 125				

Client: Environmental Resources Mgmt.
Project: Sulphur Dome
WorkOrder: HS25061041

QC BATCH REPORT

Batch ID: 229664 (0)	Instrument: ICPMS06	Method: ICP-MS METALS BY SW6020A								
SD	Sample ID: HS25061041-01SD	Units: mg/L	Analysis Date: 26-Jun-2025 10:58							
Client ID: MW-3-500	Run ID: ICPMS06_516292	SeqNo: 8913081	PrepDate: 25-Jun-2025 DF: 5							
Analyte	Result	PQL	SPK Val	SPK Ref Value	%REC	Control Limit	RPD Ref Value	%D	Limit	Qual

Arsenic	U	0.0100					0.000117	0	10	
Barium		0.1626	0.0200				0.1597	1.85	10	
Calcium		82.61	2.50				83.12	0.619	10	
Chromium	U	0.0200					0.002312	0	10	
Iron		1.104	1.00				1.044	5.68	10	
Lead	U	0.0100					0.000047	0	10	
Magnesium		12.07	1.00				12.02	0.383	10	
Manganese		0.008072	0.0250				0.007772	0	10	J
Nickel	U	0.0100					0.00055	0	10	
Potassium		45.7	1.00				45.82	0.26	10	
Vanadium	U	0.0250					-0.000086	0	10	
Zinc		0.01126	0.0200				0.007286	0	10	J

SD	Sample ID: HS25061041-01SD	Units: mg/L	Analysis Date: 26-Jun-2025 12:34							
Client ID: MW-3-500	Run ID: ICPMS06_516292	SeqNo: 8913593	PrepDate: 25-Jun-2025 DF: 250							
Analyte	Result	PQL	SPK Val	SPK Ref Value	%REC	Control Limit	RPD Ref Value	%D	Limit	Qual
Sodium		754.3	50.0				718.1	5.04	10	
Strontium		4.337	1.25				4.418	1.85	10	

The following samples were analyzed in this batch:

HS25061041-01	HS25061041-02	HS25061041-03	HS25061041-04
HS25061041-05	HS25061041-06	HS25061041-07	HS25061041-08
HS25061041-09	HS25061041-10	HS25061041-11	HS25061041-12
HS25061041-13	HS25061041-14	HS25061041-15	

Client: Environmental Resources Mgmt.
Project: Sulphur Dome
WorkOrder: HS25061041

QC BATCH REPORT

Batch ID: 229681 (0)	Instrument: HG04	Method: MERCURY BY SW7470A
-------------------------------	-------------------------	-----------------------------------

MBLK	Sample ID: MBLK-229681	Units: mg/L	Analysis Date: 25-Jun-2025 16:54							
Client ID:	Run ID: HG04_516236	SeqNo: 8911910	PrepDate: 25-Jun-2025 DF: 1							
Analyte	Result	PQL	SPK Val	SPK Ref Value	%REC	Control Limit	RPD Ref Value	RPD %RPD	RPD Limit	Qual

Mercury U 0.000200

LCS	Sample ID: LCS-229681	Units: mg/L	Analysis Date: 25-Jun-2025 16:56							
Client ID:	Run ID: HG04_516236	SeqNo: 8911911	PrepDate: 25-Jun-2025 DF: 1							
Analyte	Result	PQL	SPK Val	SPK Ref Value	%REC	Control Limit	RPD Ref Value	RPD %RPD	RPD Limit	Qual

Mercury 0.00553 0.000200 0.005 0 111 80 - 120

MS	Sample ID: HS25061041-01MS	Units: mg/L	Analysis Date: 25-Jun-2025 17:10							
Client ID: MW-3-500	Run ID: HG04_516236	SeqNo: 8911919	PrepDate: 25-Jun-2025 DF: 1							
Analyte	Result	PQL	SPK Val	SPK Ref Value	%REC	Control Limit	RPD Ref Value	RPD %RPD	RPD Limit	Qual

Mercury 0.00513 0.000200 0.005 0.000004 103 75 - 125

MSD	Sample ID: HS25061041-01MSD	Units: mg/L	Analysis Date: 25-Jun-2025 17:15							
Client ID: MW-3-500	Run ID: HG04_516236	SeqNo: 8911922	PrepDate: 25-Jun-2025 DF: 1							
Analyte	Result	PQL	SPK Val	SPK Ref Value	%REC	Control Limit	RPD Ref Value	RPD %RPD	RPD Limit	Qual

Mercury 0.00507 0.000200 0.005 0.000004 101 75 - 125 0.00513 1.18 20

The following samples were analyzed in this batch:	HS25061041-01	HS25061041-02	HS25061041-03	HS25061041-04
	HS25061041-05	HS25061041-06	HS25061041-07	HS25061041-08
	HS25061041-09	HS25061041-10	HS25061041-11	HS25061041-12
	HS25061041-13	HS25061041-14		

Client: Environmental Resources Mgmt.
Project: Sulphur Dome
WorkOrder: HS25061041

QC BATCH REPORT

Batch ID: 229682 (0)	Instrument: HG04	Method: MERCURY BY SW7470A
-------------------------------	-------------------------	-----------------------------------

MBLK	Sample ID: MBLK-229682	Units: mg/L	Analysis Date: 25-Jun-2025 17:46							
Client ID:	Run ID: HG04_516236	SeqNo: 8911938	PrepDate: 25-Jun-2025 DF: 1							
Analyte	Result	PQL	SPK Val	SPK Ref Value	%REC	Control Limit	RPD Ref Value	RPD %RPD	RPD Limit	Qual

Mercury U 0.000200

LCS	Sample ID: LCS-229682	Units: mg/L	Analysis Date: 25-Jun-2025 17:48							
Client ID:	Run ID: HG04_516236	SeqNo: 8911939	PrepDate: 25-Jun-2025 DF: 1							
Analyte	Result	PQL	SPK Val	SPK Ref Value	%REC	Control Limit	RPD Ref Value	RPD %RPD	RPD Limit	Qual

Mercury 0.00567 0.000200 0.005 0 113 80 - 120

MS	Sample ID: HS25061042-02MS	Units: mg/L	Analysis Date: 25-Jun-2025 17:53							
Client ID:	Run ID: HG04_516236	SeqNo: 8911942	PrepDate: 25-Jun-2025 DF: 1							
Analyte	Result	PQL	SPK Val	SPK Ref Value	%REC	Control Limit	RPD Ref Value	RPD %RPD	RPD Limit	Qual

Mercury 0.00543 0.000200 0.005 -0.000001 109 75 - 125

MSD	Sample ID: HS25061042-02MSD	Units: mg/L	Analysis Date: 25-Jun-2025 17:55							
Client ID:	Run ID: HG04_516236	SeqNo: 8911943	PrepDate: 25-Jun-2025 DF: 1							
Analyte	Result	PQL	SPK Val	SPK Ref Value	%REC	Control Limit	RPD Ref Value	RPD %RPD	RPD Limit	Qual

Mercury 0.00524 0.000200 0.005 -0.000001 105 75 - 125 0.00543 3.56 20

The following samples were analyzed in this batch: HS25061041-15 HS25061041-21

Client: Environmental Resources Mgmt.
Project: Sulphur Dome
WorkOrder: HS25061041

QC BATCH REPORT

Batch ID: 229710 (0)		Instrument: ICPMS06		Method: ICP-MS METALS BY SW6020A						
MBLK	Sample ID: MBLK-229710	Units: mg/L			Analysis Date: 26-Jun-2025 14:31					
Client ID:	Run ID: ICPMS06_516292	SeqNo: 8914099		PrepDate: 26-Jun-2025		DF: 1				
Analyte	Result	PQL	SPK Val	SPK Ref Value	%REC	Control Limit	RPD Ref Value	%RPD	RPD Limit	Qual
Arsenic	U	0.00200								
Barium	U	0.00400								
Calcium	U	0.500								
Chromium	U	0.00400								
Iron	U	0.200								
Lead	U	0.00200								
Magnesium	U	0.200								
Manganese	U	0.00500								
Nickel	U	0.00200								
Potassium	0.0236	0.200								J
Sodium	0.1082	0.200								J
Strontium	U	0.00500								
Vanadium	U	0.00500								
Zinc	U	0.00400								

LCS	Sample ID: LCS-229710	Units: mg/L			Analysis Date: 26-Jun-2025 14:33					
Client ID:	Run ID: ICPMS06_516292	SeqNo: 8914100		PrepDate: 26-Jun-2025		DF: 1				
Analyte	Result	PQL	SPK Val	SPK Ref Value	%REC	Control Limit	RPD Ref Value	%RPD	RPD Limit	Qual
Arsenic	0.0476	0.00200	0.05	0	95.2	80 - 120				
Barium	0.04598	0.00400	0.05	0	92.0	80 - 120				
Calcium	5.037	0.500	5	0	101	80 - 120				
Chromium	0.04749	0.00400	0.05	0	95.0	80 - 120				
Iron	5.1	0.200	5	0	102	80 - 120				
Lead	0.04453	0.00200	0.05	0	89.1	80 - 120				
Magnesium	5.088	0.200	5	0	102	80 - 120				
Manganese	0.04849	0.00500	0.05	0	97.0	80 - 120				
Nickel	0.04838	0.00200	0.05	0	96.8	80 - 120				
Potassium	5.081	0.200	5	0	102	80 - 120				
Sodium	5.208	0.200	5	0	104	80 - 120				
Strontium	0.0988	0.00500	0.1	0	98.8	80 - 120				
Vanadium	0.04759	0.00500	0.05	0	95.2	80 - 120				
Zinc	0.05019	0.00400	0.05	0	100	80 - 120				

Client: Environmental Resources Mgmt.
Project: Sulphur Dome
WorkOrder: HS25061041

QC BATCH REPORT

Batch ID: 229710 (0)		Instrument: ICPMS06			Method: ICP-MS METALS BY SW6020A					
MS	Sample ID: HS25061021-01MS	Units: mg/L			Analysis Date: 26-Jun-2025 14:41					
Client ID:	Run ID: ICPMS06_516292	SeqNo: 8914104		PrepDate: 26-Jun-2025		DF: 1				
Analyte	Result	PQL	SPK Val	SPK Ref Value	%REC	Control Limit	RPD Ref Value	%RPD	RPD Limit	Qual
Arsenic	0.05344	0.00200	0.05	0.003797	99.3	80 - 120				
Barium	0.3177	0.00400	0.05	0.2766	82.1	80 - 120				O
Calcium	73.75	0.500	5	67.6	123	80 - 120				SO
Chromium	0.04918	0.00400	0.05	0.000783	96.8	80 - 120				
Iron	5.189	0.200	5	0.0231	103	80 - 120				
Lead	0.04607	0.00200	0.05	0.000165	91.8	80 - 120				
Magnesium	35.98	0.200	5	30.41	111	80 - 120				O
Manganese	0.0531	0.00500	0.05	0.004501	97.2	80 - 120				
Nickel	0.04814	0.00200	0.05	0.00047	95.3	80 - 120				
Potassium	5.889	0.200	5	0.7952	102	80 - 120				
Sodium	159.9	0.200	5	153.3	133	80 - 120				SO
Strontium	0.5868	0.00500	0.1	0.4875	99.3	80 - 120				O
Vanadium	0.05414	0.00500	0.05	0.004806	98.7	80 - 120				
Zinc	0.05197	0.00400	0.05	0.005304	93.3	80 - 120				

MSD	Sample ID: HS25061021-01MSD	Units: mg/L			Analysis Date: 26-Jun-2025 14:43					
Client ID:	Run ID: ICPMS06_516292	SeqNo: 8914105		PrepDate: 26-Jun-2025		DF: 1				
Analyte	Result	PQL	SPK Val	SPK Ref Value	%REC	Control Limit	RPD Ref Value	%RPD	RPD Limit	Qual
Arsenic	0.05356	0.00200	0.05	0.003797	99.5	80 - 120	0.05344	0.226	20	
Barium	0.3337	0.00400	0.05	0.2766	114	80 - 120	0.3177	4.93	20	O
Calcium	73.91	0.500	5	67.6	126	80 - 120	73.75	0.21	20	SO
Chromium	0.04885	0.00400	0.05	0.000783	96.1	80 - 120	0.04918	0.675	20	
Iron	5.135	0.200	5	0.0231	102	80 - 120	5.189	1.03	20	
Lead	0.04627	0.00200	0.05	0.000165	92.2	80 - 120	0.04607	0.433	20	
Magnesium	35.98	0.200	5	30.41	111	80 - 120	35.98	0.00618	20	O
Manganese	0.05344	0.00500	0.05	0.004501	97.9	80 - 120	0.0531	0.634	20	
Nickel	0.04759	0.00200	0.05	0.00047	94.2	80 - 120	0.04814	1.16	20	
Potassium	5.92	0.200	5	0.7952	102	80 - 120	5.889	0.518	20	
Sodium	158.2	0.200	5	153.3	99.3	80 - 120	159.9	1.05	20	O
Strontium	0.605	0.00500	0.1	0.4875	117	80 - 120	0.5868	3.06	20	O
Vanadium	0.05414	0.00500	0.05	0.004806	98.7	80 - 120	0.05414	0.00739	20	
Zinc	0.05352	0.00400	0.05	0.005304	96.4	80 - 120	0.05197	2.96	20	

Client: Environmental Resources Mgmt.
Project: Sulphur Dome
WorkOrder: HS25061041

QC BATCH REPORT

Batch ID: 229710 (0)		Instrument: ICPMS06		Method: ICP-MS METALS BY SW6020A						
PDS	Sample ID: HS25061021-01PDS	Units: mg/L			Analysis Date: 26-Jun-2025 14:45					
Client ID:	Run ID: ICPMS06_516292	SeqNo: 8914106		PrepDate: 26-Jun-2025		DF: 1				
Analyte	Result	PQL	SPK Val	SPK Ref Value	%REC	Control Limit	RPD Ref Value	%RPD	RPD Limit Qual	
Arsenic	0.09658	0.00200	0.1	0.003797	92.8	75 - 125				
Barium	0.3517	0.00400	0.1	0.2766	75.1	75 - 125				
Calcium	71.85	0.500	10	67.6	42.5	75 - 125			SO	
Chromium	0.09268	0.00400	0.1	0.000783	91.9	75 - 125				
Iron	9.821	0.200	10	0.0231	98.0	75 - 125				
Lead	0.09022	0.00200	0.1	0.000165	90.1	75 - 125				
Manganese	0.09662	0.00500	0.1	0.004501	92.1	75 - 125				
Nickel	0.09033	0.00200	0.1	0.00047	89.9	75 - 125				
Potassium	10.44	0.200	10	0.7952	96.4	75 - 125				
Sodium	150.6	0.200	10	153.3	-26.2	75 - 125			SO	
Strontium	0.5757	0.00500	0.1	0.4875	88.2	75 - 125			O	
Vanadium	0.09652	0.00500	0.1	0.004806	91.7	75 - 125				
Zinc	0.09865	0.00400	0.1	0.005304	93.3	75 - 125				

SD	Sample ID: HS25061021-01SD	Units: mg/L			Analysis Date: 26-Jun-2025 14:35				
Client ID:	Run ID: ICPMS06_516292	SeqNo: 8914101		PrepDate: 26-Jun-2025		DF: 5			
Analyte	Result	PQL	SPK Val	SPK Ref Value	%REC	Control Limit	RPD Ref Value	%D	%D Limit Qual
Arsenic	0.002687	0.0100					0.003797	0	10 J
Barium	0.2584	0.0200					0.2766	6.6	10
Calcium	67.43	2.50					67.6	0.262	10
Chromium	U	0.0200					0.000783	0	10
Iron	U	1.00					0.0231	0	10
Lead	U	0.0100					0.000165	0	10
Magnesium	30.32	1.00					30.41	0.27	10
Manganese	0.004518	0.0250					0.004501	0	10 J
Nickel	U	0.0100					0.00047	0	10
Potassium	0.8396	1.00					0.7952	0	10 J
Sodium	150.8	1.00					153.3	1.62	10
Strontium	0.4975	0.0250					0.4875	2.04	10
Vanadium	0.005161	0.0250					0.004806	0	10 J
Zinc	U	0.0200					0.005304	0	10

The following samples were analyzed in this batch: HS25061041-21

Client: Environmental Resources Mgmt.
Project: Sulphur Dome
WorkOrder: HS25061041

QC BATCH REPORT

Batch ID: R515903 (0)		Instrument: VOA11		Method: LOW LEVEL VOLATILES BY SW8260C					
MBLK	Sample ID: MBLK	Units: mg/L			Analysis Date: 20-Jun-2025 12:50				
Client ID:	Run ID: VOA11_515903	SeqNo: 8899396		PrepDate:			DF: 1		
Analyte	Result	PQL	SPK Val	SPK Ref Value	%REC	Control Limit	RPD Ref Value	%RPD	RPD Limit Qual

Benzene	U	0.0020							
Ethylbenzene	U	0.0020							
m,p-Xylene	U	0.0040							
o-Xylene	U	0.0020							
Toluene	U	0.0020							
Xylenes, Total	U	0.0060							
<i>Surr: 1,2-Dichloroethane-d4</i>	<i>0.058</i>	<i>0.0010</i>	<i>0.05</i>	<i>0</i>	<i>116</i>	<i>70 - 123</i>			
<i>Surr: 4-Bromofluorobenzene</i>	<i>0.054</i>	<i>0.0010</i>	<i>0.05</i>	<i>0</i>	<i>107</i>	<i>77 - 113</i>			
<i>Surr: Dibromofluoromethane</i>	<i>0.050</i>	<i>0.0010</i>	<i>0.05</i>	<i>0</i>	<i>100</i>	<i>73 - 126</i>			
<i>Surr: Toluene-d8</i>	<i>0.051</i>	<i>0.0010</i>	<i>0.05</i>	<i>0</i>	<i>101</i>	<i>81 - 120</i>			

LCS	Sample ID: LCS	Units: mg/L			Analysis Date: 20-Jun-2025 11:43				
Client ID:	Run ID: VOA11_515903	SeqNo: 8899394		PrepDate:			DF: 1		
Analyte	Result	PQL	SPK Val	SPK Ref Value	%REC	Control Limit	RPD Ref Value	%RPD	RPD Limit Qual

Benzene	0.019	0.0020	0.02	0	96.3	74 - 120			
Ethylbenzene	0.020	0.0020	0.02	0	101	77 - 117			
m,p-Xylene	0.040	0.0040	0.04	0	101	77 - 122			
o-Xylene	0.020	0.0020	0.02	0	99.1	75 - 119			
Toluene	0.020	0.0020	0.02	0	102	77 - 118			
Xylenes, Total	0.060	0.0060	0.06	0	100	75 - 122			
<i>Surr: 1,2-Dichloroethane-d4</i>	<i>0.057</i>	<i>0.0010</i>	<i>0.05</i>	<i>0</i>	<i>114</i>	<i>70 - 123</i>			
<i>Surr: 4-Bromofluorobenzene</i>	<i>0.053</i>	<i>0.0010</i>	<i>0.05</i>	<i>0</i>	<i>107</i>	<i>77 - 113</i>			
<i>Surr: Dibromofluoromethane</i>	<i>0.053</i>	<i>0.0010</i>	<i>0.05</i>	<i>0</i>	<i>105</i>	<i>73 - 126</i>			
<i>Surr: Toluene-d8</i>	<i>0.052</i>	<i>0.0010</i>	<i>0.05</i>	<i>0</i>	<i>104</i>	<i>81 - 120</i>			

Client: Environmental Resources Mgmt.
Project: Sulphur Dome
WorkOrder: HS25061041

QC BATCH REPORT

Batch ID: R515903 (0) **Instrument:** VOA11 **Method:** LOW LEVEL VOLATILES BY SW8260C

LCSD		Sample ID: LCSD			Units: mg/L		Analysis Date: 20-Jun-2025 12:06			
Client ID:		Run ID: VOA11_515903			SeqNo: 8899395		PrepDate:		DF: 1	
Analyte	Result	PQL	SPK Val	SPK Ref Value	%REC	Control Limit	RPD Ref Value	%RPD	RPD Limit	Qual
Benzene	0.018	0.0020	0.02	0	92.5	74 - 120	0.01926	4.04	20	
Ethylbenzene	0.019	0.0020	0.02	0	95.5	77 - 117	0.02016	5.43	20	
m,p-Xylene	0.038	0.0040	0.04	0	93.8	77 - 122	0.04028	7.1	20	
o-Xylene	0.018	0.0020	0.02	0	92.0	75 - 119	0.01982	7.41	20	
Toluene	0.019	0.0020	0.02	0	94.6	77 - 118	0.02032	7.1	20	
Xylenes, Total	0.056	0.0060	0.06	0	93.2	75 - 122	0.06011	7.2	20	
<i>Surr: 1,2-Dichloroethane-d4</i>	<i>0.056</i>	<i>0.0010</i>	<i>0.05</i>	<i>0</i>	<i>112</i>	<i>70 - 123</i>	<i>0.05691</i>	<i>1.73</i>	<i>20</i>	
<i>Surr: 4-Bromofluorobenzene</i>	<i>0.052</i>	<i>0.0010</i>	<i>0.05</i>	<i>0</i>	<i>105</i>	<i>77 - 113</i>	<i>0.05340</i>	<i>1.96</i>	<i>20</i>	
<i>Surr: Dibromofluoromethane</i>	<i>0.052</i>	<i>0.0010</i>	<i>0.05</i>	<i>0</i>	<i>104</i>	<i>73 - 126</i>	<i>0.05251</i>	<i>1.07</i>	<i>20</i>	
<i>Surr: Toluene-d8</i>	<i>0.052</i>	<i>0.0010</i>	<i>0.05</i>	<i>0</i>	<i>103</i>	<i>81 - 120</i>	<i>0.05202</i>	<i>0.807</i>	<i>20</i>	

MS		Sample ID: HS25061041-01MS			Units: mg/L		Analysis Date: 20-Jun-2025 20:29			
Client ID: MW-3-500		Run ID: VOA11_515903			SeqNo: 8902803		PrepDate:		DF: 1	
Analyte	Result	PQL	SPK Val	SPK Ref Value	%REC	Control Limit	RPD Ref Value	%RPD	RPD Limit	Qual
Benzene	0.020	0.0020	0.02	0	97.8	70 - 127				
Ethylbenzene	0.020	0.0020	0.02	0.0001450	99.7	70 - 124				
m,p-Xylene	0.039	0.0040	0.04	0.0003700	97.7	70 - 130				
o-Xylene	0.019	0.0020	0.02	0.0001890	96.1	70 - 124				
Toluene	0.023	0.0020	0.02	0.004351	95.4	70 - 123				
Xylenes, Total	0.059	0.0060	0.06	0	98.1	70 - 130				
<i>Surr: 1,2-Dichloroethane-d4</i>	<i>0.054</i>	<i>0.0010</i>	<i>0.05</i>	<i>0</i>	<i>108</i>	<i>70 - 126</i>				
<i>Surr: 4-Bromofluorobenzene</i>	<i>0.052</i>	<i>0.0010</i>	<i>0.05</i>	<i>0</i>	<i>104</i>	<i>77 - 113</i>				
<i>Surr: Dibromofluoromethane</i>	<i>0.051</i>	<i>0.0010</i>	<i>0.05</i>	<i>0</i>	<i>102</i>	<i>77 - 123</i>				
<i>Surr: Toluene-d8</i>	<i>0.049</i>	<i>0.0010</i>	<i>0.05</i>	<i>0</i>	<i>98.7</i>	<i>82 - 127</i>				

Client: Environmental Resources Mgmt.
Project: Sulphur Dome
WorkOrder: HS25061041

QC BATCH REPORT

Batch ID: R515903 (0)		Instrument: VOA11		Method: LOW LEVEL VOLATILES BY SW8260C						
MSD		Sample ID: HS25061041-01MSD		Units: mg/L		Analysis Date: 20-Jun-2025 20:51				
Client ID: MW-3-500		Run ID: VOA11_515903		SeqNo: 8902804		PrepDate:		DF: 1		
Analyte	Result	PQL	SPK Val	SPK Ref Value	%REC	Control Limit	RPD Ref Value	%RPD	RPD Limit Qual	
Benzene	0.020	0.0020	0.02	0	101	70 - 127	0.01956	2.8	20	
Ethylbenzene	0.021	0.0020	0.02	0.0001450	106	70 - 124	0.02009	6.14	20	
m,p-Xylene	0.041	0.0040	0.04	0.0003700	102	70 - 130	0.03944	4.19	20	
o-Xylene	0.020	0.0020	0.02	0.0001890	99.8	70 - 124	0.01941	3.71	20	
Toluene	0.025	0.0020	0.02	0.004351	101	70 - 123	0.02344	4.68	20	
Xylenes, Total	0.061	0.0060	0.06	0	102	70 - 130	0.05886	4.03	20	
<i>Surr: 1,2-Dichloroethane-d4</i>	<i>0.054</i>	<i>0.0010</i>	<i>0.05</i>	<i>0</i>	<i>108</i>	<i>70 - 126</i>	<i>0.05411</i>	<i>0.19</i>	<i>20</i>	
<i>Surr: 4-Bromofluorobenzene</i>	<i>0.057</i>	<i>0.0010</i>	<i>0.05</i>	<i>0</i>	<i>114</i>	<i>77 - 113</i>	<i>0.05224</i>	<i>8.81</i>	<i>20</i>	
<i>Surr: Dibromofluoromethane</i>	<i>0.051</i>	<i>0.0010</i>	<i>0.05</i>	<i>0</i>	<i>103</i>	<i>77 - 123</i>	<i>0.05118</i>	<i>0.604</i>	<i>20</i>	
<i>Surr: Toluene-d8</i>	<i>0.053</i>	<i>0.0010</i>	<i>0.05</i>	<i>0</i>	<i>106</i>	<i>82 - 127</i>	<i>0.04934</i>	<i>7.08</i>	<i>20</i>	

The following samples were analyzed in this batch: HS25061041-01

Client: Environmental Resources Mgmt.
Project: Sulphur Dome
WorkOrder: HS25061041

QC BATCH REPORT

Batch ID: R516056 (0)		Instrument: VOA11		Method: LOW LEVEL VOLATILES BY SW8260C					
MBLK	Sample ID: MBLK	Units: mg/L			Analysis Date: 20-Jun-2025 23:04				
Client ID:	Run ID: VOA11_516056	SeqNo: 8902823		PrepDate:			DF: 1		
Analyte	Result	PQL	SPK Val	SPK Ref Value	%REC	Control Limit	RPD Ref Value	%RPD	RPD Limit Qual

Benzene	U	0.0020							
Ethylbenzene	U	0.0020							
m,p-Xylene	U	0.0040							
o-Xylene	U	0.0020							
Toluene	U	0.0020							
Xylenes, Total	U	0.0060							
<i>Surr: 1,2-Dichloroethane-d4</i>	<i>0.056</i>	<i>0.0010</i>	<i>0.05</i>	<i>0</i>	<i>111</i>	<i>70 - 123</i>			
<i>Surr: 4-Bromofluorobenzene</i>	<i>0.053</i>	<i>0.0010</i>	<i>0.05</i>	<i>0</i>	<i>105</i>	<i>77 - 113</i>			
<i>Surr: Dibromofluoromethane</i>	<i>0.051</i>	<i>0.0010</i>	<i>0.05</i>	<i>0</i>	<i>102</i>	<i>73 - 126</i>			
<i>Surr: Toluene-d8</i>	<i>0.051</i>	<i>0.0010</i>	<i>0.05</i>	<i>0</i>	<i>102</i>	<i>81 - 120</i>			

LCS	Sample ID: LCS	Units: mg/L			Analysis Date: 20-Jun-2025 21:58				
Client ID:	Run ID: VOA11_516056	SeqNo: 8902828		PrepDate:			DF: 1		
Analyte	Result	PQL	SPK Val	SPK Ref Value	%REC	Control Limit	RPD Ref Value	%RPD	RPD Limit Qual
Benzene	0.019	0.0020	0.02	0	93.7	74 - 120			
Ethylbenzene	0.020	0.0020	0.02	0	101	77 - 117			
m,p-Xylene	0.039	0.0040	0.04	0	97.2	77 - 122			
o-Xylene	0.019	0.0020	0.02	0	96.7	75 - 119			
Toluene	0.020	0.0020	0.02	0	100	77 - 118			
Xylenes, Total	0.058	0.0060	0.06	0	97.0	75 - 122			
<i>Surr: 1,2-Dichloroethane-d4</i>	<i>0.055</i>	<i>0.0010</i>	<i>0.05</i>	<i>0</i>	<i>109</i>	<i>70 - 123</i>			
<i>Surr: 4-Bromofluorobenzene</i>	<i>0.056</i>	<i>0.0010</i>	<i>0.05</i>	<i>0</i>	<i>112</i>	<i>77 - 113</i>			
<i>Surr: Dibromofluoromethane</i>	<i>0.052</i>	<i>0.0010</i>	<i>0.05</i>	<i>0</i>	<i>104</i>	<i>73 - 126</i>			
<i>Surr: Toluene-d8</i>	<i>0.053</i>	<i>0.0010</i>	<i>0.05</i>	<i>0</i>	<i>106</i>	<i>81 - 120</i>			

Client: Environmental Resources Mgmt.
Project: Sulphur Dome
WorkOrder: HS25061041

QC BATCH REPORT

Batch ID: R516056 (0) **Instrument:** VOA11 **Method:** LOW LEVEL VOLATILES BY SW8260C

LCSD	Sample ID: LCSD	Units: mg/L			Analysis Date: 20-Jun-2025 22:20					
Client ID:	Run ID: VOA11_516056	SeqNo: 8902822	PrepDate:	DF: 1						
Analyte	Result	PQL	SPK Val	SPK Ref Value	%REC	Control Limit	RPD Ref Value	%RPD	RPD Limit	Qual
Benzene	0.018	0.0020	0.02	0	92.0	74 - 120	0.01874	1.79	20	
Ethylbenzene	0.019	0.0020	0.02	0	95.9	77 - 117	0.02012	4.8	20	
m,p-Xylene	0.037	0.0040	0.04	0	93.1	77 - 122	0.03887	4.25	20	
o-Xylene	0.018	0.0020	0.02	0	92.2	75 - 119	0.01934	4.8	20	
Toluene	0.019	0.0020	0.02	0	94.9	77 - 118	0.02005	5.54	20	
Xylenes, Total	0.056	0.0060	0.06	0	92.8	75 - 122	0.05821	4.43	20	
<i>Surr: 1,2-Dichloroethane-d4</i>	<i>0.055</i>	<i>0.0010</i>	<i>0.05</i>	<i>0</i>	<i>109</i>	<i>70 - 123</i>	<i>0.05474</i>	<i>0.00183</i>	<i>20</i>	
<i>Surr: 4-Bromofluorobenzene</i>	<i>0.053</i>	<i>0.0010</i>	<i>0.05</i>	<i>0</i>	<i>107</i>	<i>77 - 113</i>	<i>0.05610</i>	<i>5.08</i>	<i>20</i>	
<i>Surr: Dibromofluoromethane</i>	<i>0.052</i>	<i>0.0010</i>	<i>0.05</i>	<i>0</i>	<i>104</i>	<i>73 - 126</i>	<i>0.05193</i>	<i>0.0867</i>	<i>20</i>	
<i>Surr: Toluene-d8</i>	<i>0.052</i>	<i>0.0010</i>	<i>0.05</i>	<i>0</i>	<i>103</i>	<i>81 - 120</i>	<i>0.05301</i>	<i>2.76</i>	<i>20</i>	

The following samples were analyzed in this batch:

HS25061041-02	HS25061041-03	HS25061041-04	HS25061041-05
HS25061041-06	HS25061041-07	HS25061041-08	HS25061041-09
HS25061041-10	HS25061041-11	HS25061041-12	HS25061041-13
HS25061041-14	HS25061041-15	HS25061041-16	HS25061041-17
HS25061041-18	HS25061041-19	HS25061041-20	HS25061041-21

Client: Environmental Resources Mgmt.
Project: Sulphur Dome
WorkOrder: HS25061041

QC BATCH REPORT

Batch ID: R515912 (0)	Instrument: Skalar 03	Method: ALKALINITY BY SM2320B
--------------------------------	------------------------------	--------------------------------------

MBLK	Sample ID: MBLK-06.20.2025	Units: mg/L	Analysis Date: 20-Jun-2025 16:48							
Client ID:	Run ID: Skalar 03_515912	SeqNo: 8899483	PrepDate: DF: 1							
Analyte	Result	PQL	SPK Val	SPK Ref Value	%REC	Control Limit	RPD Ref Value	RPD %RPD	RPD Limit	Qual
Alkalinity, Bicarbonate (As CaCO3)	U	10.0								
Alkalinity, Carbonate (As CaCO3)	U	10.0								

LCS	Sample ID: LCS-06.20.2025	Units: mg/L	Analysis Date: 20-Jun-2025 16:55							
Client ID:	Run ID: Skalar 03_515912	SeqNo: 8899484	PrepDate: DF: 1							
Analyte	Result	PQL	SPK Val	SPK Ref Value	%REC	Control Limit	RPD Ref Value	RPD %RPD	RPD Limit	Qual
Alkalinity, Carbonate (As CaCO3)	962.8	10.0	1000	0	96.3	85 - 115				

LCSD	Sample ID: LCSD-06.20.2025	Units: mg/L	Analysis Date: 20-Jun-2025 17:01							
Client ID:	Run ID: Skalar 03_515912	SeqNo: 8899485	PrepDate: DF: 1							
Analyte	Result	PQL	SPK Val	SPK Ref Value	%REC	Control Limit	RPD Ref Value	RPD %RPD	RPD Limit	Qual
Alkalinity, Carbonate (As CaCO3)	965.6	10.0	1000	0	96.6	85 - 115	962.8	0.29	20	

DUP	Sample ID: HS25061041-01DUP	Units: mg/L	Analysis Date: 20-Jun-2025 17:12							
Client ID: MW-3-500	Run ID: Skalar 03_515912	SeqNo: 8899487	PrepDate: DF: 1							
Analyte	Result	PQL	SPK Val	SPK Ref Value	%REC	Control Limit	RPD Ref Value	RPD %RPD	RPD Limit	Qual
Alkalinity, Bicarbonate (As CaCO3)	U	10.0					0	0	20	
Alkalinity, Carbonate (As CaCO3)	12.2	10.0					12.2	0	20	

The following samples were analyzed in this batch:

HS25061041-01	HS25061041-02	HS25061041-03	HS25061041-04
HS25061041-05	HS25061041-06	HS25061041-07	HS25061041-08
HS25061041-09	HS25061041-10	HS25061041-11	HS25061041-12
HS25061041-13	HS25061041-14	HS25061041-15	HS25061041-21

Client: Environmental Resources Mgmt.
Project: Sulphur Dome
WorkOrder: HS25061041

QC BATCH REPORT

Batch ID: R515963 (0) **Instrument:** Skalar 03 **Method:** PH BY SM4500H+ B

DUP Sample ID: **HS25061041-01DUP** Units: **pH Units** Analysis Date: **20-Jun-2025 17:12**
 Client ID: **MW-3-500** Run ID: **Skalar 03_515963** SeqNo: **8900580** PrepDate: DF: **1**
 Analyte Result PQL SPK Val SPK Ref Value %REC Control Limit RPD Ref Value %RPD RPD Limit Qual

pH	10.02	1.00						10	0.2	10
Temp Deg C @pH	22.4	0						22.6	0.889	10

The following samples were analyzed in this batch:

HS25061041-01	HS25061041-02	HS25061041-03	HS25061041-04
HS25061041-05	HS25061041-06	HS25061041-07	HS25061041-08
HS25061041-09	HS25061041-10	HS25061041-11	HS25061041-12
HS25061041-13	HS25061041-14	HS25061041-15	HS25061041-21

Client: Environmental Resources Mgmt.
Project: Sulphur Dome
WorkOrder: HS25061041

QC BATCH REPORT

Batch ID: R516047 (0)	Instrument: ICS-Integrion	Method: ANIONS BY SW9056A
--------------------------------	----------------------------------	----------------------------------

MBLK	Sample ID: MBLK	Units: mg/L	Analysis Date: 23-Jun-2025 09:25							
Client ID:	Run ID: ICS-Integrion_516047	SeqNo: 8902571	PrepDate: DF: 1							
Analyte	Result	PQL	SPK Val	SPK Ref Value	%REC	Control Limit	RPD Ref Value	%RPD	RPD Limit	Qual
Bromide	U	0.100								
Chloride	U	0.500								
Sulfate	U	0.500								

LCS	Sample ID: LCS	Units: mg/L	Analysis Date: 23-Jun-2025 09:36							
Client ID:	Run ID: ICS-Integrion_516047	SeqNo: 8902572	PrepDate: DF: 1							
Analyte	Result	PQL	SPK Val	SPK Ref Value	%REC	Control Limit	RPD Ref Value	%RPD	RPD Limit	Qual
Bromide	4.074	0.100	4	0	102	80 - 120				
Chloride	19.88	0.500	20	0	99.4	80 - 120				
Sulfate	20.04	0.500	20	0	100	80 - 120				

MS	Sample ID: HS25061041-01MS	Units: mg/L	Analysis Date: 23-Jun-2025 09:54							
Client ID: MW-3-500	Run ID: ICS-Integrion_516047	SeqNo: 8902575	PrepDate: DF: 20							
Analyte	Result	PQL	SPK Val	SPK Ref Value	%REC	Control Limit	RPD Ref Value	%RPD	RPD Limit	Qual
Bromide	37.31	2.00	40	0	93.3	80 - 120				
Chloride	1329	10.0	200	1162	83.1	80 - 120				O
Sulfate	399.1	10.0	200	230.4	84.3	80 - 120				

MSD	Sample ID: HS25061041-01MSD	Units: mg/L	Analysis Date: 23-Jun-2025 10:00							
Client ID: MW-3-500	Run ID: ICS-Integrion_516047	SeqNo: 8902576	PrepDate: DF: 20							
Analyte	Result	PQL	SPK Val	SPK Ref Value	%REC	Control Limit	RPD Ref Value	%RPD	RPD Limit	Qual
Bromide	37.59	2.00	40	0	94.0	80 - 120	37.31	0.726	20	
Chloride	1326	10.0	200	1162	81.5	80 - 120	1329	0.237	20	O
Sulfate	395.9	10.0	200	230.4	82.7	80 - 120	399.1	0.813	20	

The following samples were analyzed in this batch:	HS25061041-01	HS25061041-02	HS25061041-03	HS25061041-04
	HS25061041-05	HS25061041-06	HS25061041-07	HS25061041-08
	HS25061041-09	HS25061041-10	HS25061041-11	HS25061041-12
	HS25061041-13	HS25061041-14	HS25061041-15	HS25061041-21

Client: Environmental Resources Mgmt.
Project: Sulphur Dome
WorkOrder: HS25061041

QC BATCH REPORT

Batch ID: R516082 (0)	Instrument: WetChem_HS	Method: SULFIDE BY SM4500 S2-F
--------------------------------	-------------------------------	---------------------------------------

MBLK	Sample ID: MBLK-R516082	Units: mg/L	Analysis Date: 24-Jun-2025 12:00							
Client ID:	Run ID: WetChem_HS_516082	SeqNo: 8903303	PrepDate: DF: 1							
Analyte	Result	PQL	SPK Val	SPK Ref Value	%REC	Control Limit	RPD Ref Value	RPD %RPD	RPD Limit	Qual

Sulfide U 5.00

LCS	Sample ID: LCS-R516082	Units: mg/L	Analysis Date: 24-Jun-2025 12:00							
Client ID:	Run ID: WetChem_HS_516082	SeqNo: 8903302	PrepDate: DF: 1							
Analyte	Result	PQL	SPK Val	SPK Ref Value	%REC	Control Limit	RPD Ref Value	RPD %RPD	RPD Limit	Qual

Sulfide 21.96 5.00 25 0 87.8 85 - 115

LCSD	Sample ID: LCSD-R516082	Units: mg/L	Analysis Date: 24-Jun-2025 12:00							
Client ID:	Run ID: WetChem_HS_516082	SeqNo: 8903301	PrepDate: DF: 1							
Analyte	Result	PQL	SPK Val	SPK Ref Value	%REC	Control Limit	RPD Ref Value	RPD %RPD	RPD Limit	Qual

Sulfide 22.16 5.00 25 0 88.6 85 - 115 21.96 0.907 20

MS	Sample ID: HS25061041-01MS	Units: mg/L	Analysis Date: 24-Jun-2025 12:00							
Client ID: MW-3-500	Run ID: WetChem_HS_516082	SeqNo: 8903305	PrepDate: DF: 1							
Analyte	Result	PQL	SPK Val	SPK Ref Value	%REC	Control Limit	RPD Ref Value	RPD %RPD	RPD Limit	Qual

Sulfide 35.36 5.00 25 12.36 92.0 80 - 120

MSD	Sample ID: HS25061041-01MSD	Units: mg/L	Analysis Date: 24-Jun-2025 12:00							
Client ID: MW-3-500	Run ID: WetChem_HS_516082	SeqNo: 8903304	PrepDate: DF: 1							
Analyte	Result	PQL	SPK Val	SPK Ref Value	%REC	Control Limit	RPD Ref Value	RPD %RPD	RPD Limit	Qual

Sulfide 35.56 5.00 25 12.36 92.8 80 - 120 35.36 0.564 20

The following samples were analyzed in this batch:	HS25061041-01	HS25061041-02	HS25061041-03	HS25061041-04
	HS25061041-05	HS25061041-06	HS25061041-07	HS25061041-08
	HS25061041-09	HS25061041-10	HS25061041-11	HS25061041-12
	HS25061041-21			

Client: Environmental Resources Mgmt.
Project: Sulphur Dome
WorkOrder: HS25061041

QC BATCH REPORT

Batch ID: R516087 (0)	Instrument: WetChem_HS	Method: HYDROGEN SULFIDE BY E376.1
--------------------------------	-------------------------------	---

MBLK	Sample ID: MBLK-R516087	Units: mg/L	Analysis Date: 24-Jun-2025 12:00							
Client ID:	Run ID: WetChem_HS_516087	SeqNo: 8903478	PrepDate: DF: 1							
Analyte	Result	PQL	SPK Val	SPK Ref Value	%REC	Control Limit	RPD Ref Value	RPD %RPD	RPD Limit	Qual

Hydrogen Sulfide U 1.00

LCS	Sample ID: LCS-R516087	Units: mg/L	Analysis Date: 24-Jun-2025 12:00							
Client ID:	Run ID: WetChem_HS_516087	SeqNo: 8903477	PrepDate: DF: 1							
Analyte	Result	PQL	SPK Val	SPK Ref Value	%REC	Control Limit	RPD Ref Value	RPD %RPD	RPD Limit	Qual

Hydrogen Sulfide 23.33 1.00 26.56 0 87.8 80 - 120

LCSD	Sample ID: LCSD-R516087	Units: mg/L	Analysis Date: 24-Jun-2025 12:00							
Client ID:	Run ID: WetChem_HS_516087	SeqNo: 8903476	PrepDate: DF: 1							
Analyte	Result	PQL	SPK Val	SPK Ref Value	%REC	Control Limit	RPD Ref Value	RPD %RPD	RPD Limit	Qual

Hydrogen Sulfide 23.54 1.00 26.56 0 88.6 80 - 120 23.33 0.907 20

MS	Sample ID: HS25061041-01MS	Units: mg/L	Analysis Date: 24-Jun-2025 12:00							
Client ID: MW-3-500	Run ID: WetChem_HS_516087	SeqNo: 8903394	PrepDate: DF: 1							
Analyte	Result	PQL	SPK Val	SPK Ref Value	%REC	Control Limit	RPD Ref Value	RPD %RPD	RPD Limit	Qual

Hydrogen Sulfide 37.57 1.00 26.56 13.13 92.0 80 - 120

MSD	Sample ID: HS25061041-01MSD	Units: mg/L	Analysis Date: 24-Jun-2025 12:00							
Client ID: MW-3-500	Run ID: WetChem_HS_516087	SeqNo: 8903393	PrepDate: DF: 1							
Analyte	Result	PQL	SPK Val	SPK Ref Value	%REC	Control Limit	RPD Ref Value	RPD %RPD	RPD Limit	Qual

Hydrogen Sulfide 37.78 1.00 26.56 13.13 92.8 80 - 120 37.57 0.564 20

The following samples were analyzed in this batch:	HS25061041-01	HS25061041-02	HS25061041-03	HS25061041-04
	HS25061041-05	HS25061041-06	HS25061041-07	HS25061041-08
	HS25061041-09	HS25061041-10	HS25061041-11	HS25061041-12
	HS25061041-21			

Client: Environmental Resources Mgmt.
Project: Sulphur Dome
WorkOrder: HS25061041

QC BATCH REPORT

Batch ID: R516145 (0) **Instrument:** Balance1 **Method:** TOTAL DISSOLVED SOLIDS BY SM2540C

MBLK Sample ID: **WMBLK-06242025** Units: **mg/L** Analysis Date: **24-Jun-2025 11:00**
 Client ID: Run ID: **Balance1_516145** SeqNo: **8905434** PrepDate: DF: **1**
 Analyte Result PQL SPK Val SPK Ref Value %REC Control Limit RPD Ref Value %RPD RPD Limit Qual

Total Dissolved Solids (Residue, Filterable) U 10.0

LCS Sample ID: **WLCS-06242025** Units: **mg/L** Analysis Date: **24-Jun-2025 11:00**
 Client ID: Run ID: **Balance1_516145** SeqNo: **8905433** PrepDate: DF: **1**
 Analyte Result PQL SPK Val SPK Ref Value %REC Control Limit RPD Ref Value %RPD RPD Limit Qual

Total Dissolved Solids (Residue, Filterable) 1020 10.0 1000 0 102 85 - 115

DUP Sample ID: **HS25061041-01DUP** Units: **mg/L** Analysis Date: **24-Jun-2025 11:00**
 Client ID: **MW-3-500** Run ID: **Balance1_516145** SeqNo: **8905421** PrepDate: DF: **1**
 Analyte Result PQL SPK Val SPK Ref Value %REC Control Limit RPD Ref Value %RPD RPD Limit Qual

Total Dissolved Solids (Residue, Filterable) 2560 10.0 2540 0.784 20

DUP Sample ID: **HS25060930-01DUP** Units: **mg/L** Analysis Date: **24-Jun-2025 11:00**
 Client ID: Run ID: **Balance1_516145** SeqNo: **8905416** PrepDate: DF: **1**
 Analyte Result PQL SPK Val SPK Ref Value %REC Control Limit RPD Ref Value %RPD RPD Limit Qual

Total Dissolved Solids (Residue, Filterable) 25860 10.0 25600 1.01 20

The following samples were analyzed in this batch:

HS25061041-01	HS25061041-02	HS25061041-03	HS25061041-04
HS25061041-05	HS25061041-06	HS25061041-07	HS25061041-08
HS25061041-09	HS25061041-10	HS25061041-11	HS25061041-21

Client: Environmental Resources Mgmt.
Project: Sulphur Dome
WorkOrder: HS25061041

QC BATCH REPORT

Batch ID: R516237 (0) **Instrument:** Balance1 **Method:** TOTAL DISSOLVED SOLIDS BY SM2540C

MBLK	Sample ID: WMBLK-06252025	Units: mg/L			Analysis Date: 25-Jun-2025 11:00					
Client ID:	Run ID: Balance1_516237	SeqNo: 8911573	PrepDate:	DF: 1						
Analyte	Result	PQL	SPK Val	SPK Ref Value	%REC	Control Limit	RPD Ref Value	%RPD	RPD Limit	Qual

Total Dissolved Solids (Residue, Filterable) U 10.0

LCS	Sample ID: WLCS-06252025	Units: mg/L			Analysis Date: 25-Jun-2025 11:00					
Client ID:	Run ID: Balance1_516237	SeqNo: 8911572	PrepDate:	DF: 1						
Analyte	Result	PQL	SPK Val	SPK Ref Value	%REC	Control Limit	RPD Ref Value	%RPD	RPD Limit	Qual

Total Dissolved Solids (Residue, Filterable) 1020 10.0 1000 0 102 85 - 115

DUP	Sample ID: HS25061121-03DUP	Units: mg/L			Analysis Date: 25-Jun-2025 11:00					
Client ID:	Run ID: Balance1_516237	SeqNo: 8911562	PrepDate:	DF: 1						
Analyte	Result	PQL	SPK Val	SPK Ref Value	%REC	Control Limit	RPD Ref Value	%RPD	RPD Limit	Qual

Total Dissolved Solids (Residue, Filterable) 5400 10.0 5600 3.64 20

DUP	Sample ID: HS25060971-09DUP	Units: mg/L			Analysis Date: 25-Jun-2025 11:00					
Client ID:	Run ID: Balance1_516237	SeqNo: 8911551	PrepDate:	DF: 1						
Analyte	Result	PQL	SPK Val	SPK Ref Value	%REC	Control Limit	RPD Ref Value	%RPD	RPD Limit	Qual

Total Dissolved Solids (Residue, Filterable) 3990 10.0 3950 1.01 20

The following samples were analyzed in this batch: HS25061041-12 HS25061041-13 HS25061041-14 HS25061041-15

Client: Environmental Resources Mgmt.
Project: Sulphur Dome
WorkOrder: HS25061041

QC BATCH REPORT

Batch ID: R516266 (0) **Instrument:** WetChem_HS **Method:** SULFIDE BY SM4500 S2-F

MBLK Sample ID: **MBLK-R516266** Units: **mg/L** Analysis Date: **26-Jun-2025 06:33**
 Client ID: Run ID: **WetChem_HS_516266** SeqNo: **8912329** PrepDate: DF: **1**
 Analyte Result PQL SPK Val SPK Ref Value %REC Control Limit RPD Ref Value %RPD RPD Limit Qual

Sulfide U 5.00

LCS Sample ID: **LCS-R516266** Units: **mg/L** Analysis Date: **26-Jun-2025 06:33**
 Client ID: Run ID: **WetChem_HS_516266** SeqNo: **8912328** PrepDate: DF: **1**
 Analyte Result PQL SPK Val SPK Ref Value %REC Control Limit RPD Ref Value %RPD RPD Limit Qual

Sulfide 23.56 5.00 25 0 94.2 85 - 115

LCSD Sample ID: **LCSD-R516266** Units: **mg/L** Analysis Date: **26-Jun-2025 06:33**
 Client ID: Run ID: **WetChem_HS_516266** SeqNo: **8912327** PrepDate: DF: **1**
 Analyte Result PQL SPK Val SPK Ref Value %REC Control Limit RPD Ref Value %RPD RPD Limit Qual

Sulfide 23.36 5.00 25 0 93.4 85 - 115 23.56 0.853 20

The following samples were analyzed in this batch: HS25061041-13 HS25061041-14 HS25061041-15

Client: Environmental Resources Mgmt.
Project: Sulphur Dome
WorkOrder: HS25061041

QC BATCH REPORT

Batch ID: R516267 (0)	Instrument: WetChem_HS	Method: HYDROGEN SULFIDE BY E376.1
--------------------------------	-------------------------------	---

MBLK	Sample ID: MBLK-R516267	Units: mg/L	Analysis Date: 26-Jun-2025 06:33							
Client ID:	Run ID: WetChem_HS_516267	SeqNo: 8912348	PrepDate: DF: 1							
Analyte	Result	PQL	SPK Val	SPK Ref Value	%REC	Control Limit	RPD Ref Value	RPD %RPD	RPD Limit	Qual

Hydrogen Sulfide U 1.00

LCS	Sample ID: LCS-R516267	Units: mg/L	Analysis Date: 26-Jun-2025 06:33							
Client ID:	Run ID: WetChem_HS_516267	SeqNo: 8912347	PrepDate: DF: 1							
Analyte	Result	PQL	SPK Val	SPK Ref Value	%REC	Control Limit	RPD Ref Value	RPD %RPD	RPD Limit	Qual

Hydrogen Sulfide 25.03 1.00 26.56 0 94.2 80 - 120

LCSD	Sample ID: LCSD-R516267	Units: mg/L	Analysis Date: 26-Jun-2025 06:33							
Client ID:	Run ID: WetChem_HS_516267	SeqNo: 8912346	PrepDate: DF: 1							
Analyte	Result	PQL	SPK Val	SPK Ref Value	%REC	Control Limit	RPD Ref Value	RPD %RPD	RPD Limit	Qual

Hydrogen Sulfide 24.82 1.00 26.56 0 93.4 80 - 120 25.03 0.853 20

The following samples were analyzed in this batch: HS25061041-13 HS25061041-14 HS25061041-15

Client: Environmental Resources Mgmt.
Project: Sulphur Dome
WorkOrder: HS25061041

**QUALIFIERS,
ACRONYMS, UNITS**

Qualifier	Description
*	Value exceeds Regulatory Limit
a	Not accredited
B	Analyte detected in the associated Method Blank above the Reporting Limit
E	Value above quantitation range
H	Analyzed outside of Holding Time
J	Analyte detected below quantitation limit
M	Manually integrated, see raw data for justification
n	Not offered for accreditation
ND	Not Detected at the Reporting Limit
O	Sample amount is > 4 times amount spiked
P	Dual Column results percent difference > 40%
R	RPD above laboratory control limit
S	Spike Recovery outside laboratory control limits
U	Analyzed but not detected above the MDL/SDL

Acronym	Description
DCS	Detectability Check Study
DUP	Method Duplicate
LCS	Laboratory Control Sample
LCSD	Laboratory Control Sample Duplicate
MBLK	Method Blank
MDL	Method Detection Limit
MQL	Method Quantitation Limit
MS	Matrix Spike
MSD	Matrix Spike Duplicate
PDS	Post Digestion Spike
PQL	Practical Quantitation Limit
SD	Serial Dilution
SDL	Sample Detection Limit
TRRP	Texas Risk Reduction Program

Unit Reported	Description
mg/L	Milligrams per Liter

CERTIFICATIONS,ACCREDITATIONS & LICENSES

Agency	Number	Expire Date
Arizona	AZ0793	27-May-2026
Arkansas	88-00356_2024	17-Mar-2026
California	2919 - 2025	30-Apr-2026
Dept of Defense	L24-239	30-Apr-2026
Dept of Defense	L24-240	30-Apr-2026
Florida	E87611-38	30-Jun-2025
Illinois	200032 - 2025	31-Jul-2026
Kansas	E-10352 2023-2024	31-Jul-2025
Kentucky	123043-2025	30-Apr-2026
Louisiana	03087 2023-2024	30-Jun-2025
Maine	2024017	23-Jun-2026
Maryland	343 - 2025	30-Jun-2025
Minnesota	2856348	31-Dec-2025
Missouri	136	30-Sep-2026
Nebraska	NE-OS-25-13 - 2025	30-Apr-2026
Nevada	NV-C24-00224 / 2024	31-Jul-2025
New Hampshire	209425	24-Apr-2026
New Jersey	TX008-2025	30-Jun-2026
New York	11707 - 2025	01-Apr-2026
North Carolina	624 - 2024	31-Dec-2025
North Dakota	R-193 2023-2024	30-Sep-2025
Oklahoma	2023-140	31-Aug-2025
Oregon	TX200002-013	15-May-2026
Pennsylvania	019	01-Jul-2026
Tennessee	TN	30-Apr-2026
Texas	T104704231 TX-C24-00130	30-Apr-2026
Utah	TX026932023-14	31-Jul-2025

Sample Receipt Checklist

Work Order ID: HS25061041
Client Name: ERMSW-HOU

Date/Time Received: 20-Jun-2025 09:00
Received by: Paresh M. Giga

Completed By: /S/ Kaycee Rogers 20-Jun-2025 13:48
Reviewed by: /S/ Christian Thomas 20-Jun-2025 14:33

Matrices: W

Carrier name: Client

- Shipping container/cooler in good condition? Yes [checked] No [] Not Present []
Custody seals intact on shipping container/cooler? Yes [] No [] Not Present [checked]
Custody seals intact on sample bottles? Yes [] No [] Not Present [checked]
VOA/TX1005/TX1006 Solids in hermetically sealed vials? Yes [] No [] Not Present [checked]
Chain of custody present? Yes [checked] No []
Chain of custody signed when relinquished and received? Yes [checked] No []
Samplers name present on COC? Yes [checked] No []
Chain of custody agrees with sample labels? Yes [] No [checked]
Samples in proper container/bottle? Yes [checked] No []
Sample containers intact? Yes [checked] No []
Sufficient sample volume for indicated test? Yes [checked] No []
All samples received within holding time? Yes [checked] No []
Container/Temp Blank temperature in compliance? Yes [checked] No []

2 Page(s)
COC IDs:341851, 339490

Temperature(s)/Thermometer(s): 3.4UC/3.4C, 4.5UC/4.5C, 5.2UC/5.2C, 3.9UC/3.9C, 2.8UC/2.8C IR 34
Cooler(s)/Kit(s): 51054, 52328, 53471, 28137, 53879
Date/Time sample(s) sent to storage: 06/20/2025 1348
Water - VOA vials have zero headspace? Yes [checked] No [] No VOA vials submitted []
Water - pH acceptable upon receipt? Yes [checked] No [] N/A []
pH adjusted? Yes [] No [checked] N/A []
pH adjusted by:
Login Notes: Received extra sample. Sample ID: GW- Rinsate 6/19/25 @ 0915. Placed on hold.

Client Contacted: Date Contacted: Person Contacted:
Contacted By: Regarding:
Comments:
Corrective Action:



Cincinnati, OH
+1 513 733 5336

Everett, WA
+1 425 356 2600

Fort Collins, CO
+1 970 490 1511

Holland, MI
+1 616 399 6070

Chain of Custody Form

Page 1 of 2

COC ID: **341851**

HS25061041

Environmental Resources Mgmt.
Sulphur Dome



ALS Project Manager:

Customer Information		Project Information		
Purchase Order	C777908	Project Name	Sulphur Dome	A 8260_LL_W (Low Level VCC (8260) BTEX)
Work Order		Project Number		B ICP:As,Ba,Ca,Cr,Fe,Pb,Mg,Mn,K,Na,Sr,Zn,Ni,V
Company Name	Environmental Resources Mgmt	Bill To Company	Environmental Resources Mgmt.	C HG_W (Mercury)
Send Report To	Scott Himes	Invoice Attn	Accounts Payable	D MA EPH_W_La (MA, EPH)
Address	CityCentre Four 840 W. Sam Houston Pkwy., Suite 6	Address	CityCentre Four 840 W. Sam Houston Pkwy., Suite 6	E MA VPH_LA_W
				F 9056_anions_W (Cl,SO4,Br) / pH
City/State/Zip	Houston, TX 77024	City/State/Zip	Houston TX 77024	G ALK_W 2320B (carb, bicarb)
Phone	(281) 600-1000	Phone	(281) 600-1000	H H2S_W (H2S)
Fax	(281) 600-1001	Fax	(281) 600-1001	I SU_FD_4600S F (Sulfide)
e-Mail Address	scott.himes@erm.com	e-Mail Address	ERMNAAccountsPayable@erm.com	J TDS_W 2540C (TDS)

No.	Sample Description	Date	Time	Matrix	Pres.	# Bottles	A	B	C	D	E	F	G	H	I	J	Hold
1	MW-3-500 (+MS, MSD)	6/17/25	10:00	W	1,2,4,8	11	X	X	X	X	X	X	X	X	X	X	
2	MW-3-200		13:15														
3	MW-3-700		15:15														
4	GW-DUP-01		09:00														
5	FB-06/725		15:00														
6	Cottages	6/18/25	10:30														
7	MW-2-200	6/18/25	12:15														
8	MW-2-500		14:20														
9	MW-2-700		16:00														
10	O19-1603		10:00														

Sampler(s) Please Print & Sign <i>Taylor Brown</i>		Shipment Method		Required Turnaround Time: (Check Box) <input checked="" type="checkbox"/> 5-10 Wk Days <input type="checkbox"/> 5 Wk Days <input type="checkbox"/> 2 Wk Days <input type="checkbox"/> 24-48h			Results Due Date:	
Relinquished by: <i>Taylor Brown</i>	Date: 6/19/25	Time: 13:00	Received by: <i>[Signature]</i>	Notes: ERM Sulphur Dome				
Relinquished by: <i>Ledric Gous</i>	Date: 6/20/25	Time: 9:00	Received by (Laboratory): <i>[Signature]</i> 6/20/25 09:00	Cooler ID	Cooler Temp.	QC Package: (Check One Box Below)		
Logged by (Laboratory):	Date:	Time:	Checked by (Laboratory):	51054	3.4°	<input checked="" type="checkbox"/> Level II Std QC	<input type="checkbox"/> TRIP Check dist	
				52328	4.5°	<input type="checkbox"/> Level III Std QC/RM/Date	<input type="checkbox"/> TRIP Level IV	
				53411	5.2°	<input type="checkbox"/> Level IV SW/43/CLP	<input type="checkbox"/> Other	
Preservative Key: 1-HCl 2-HNO ₃ 3-H ₂ SO ₄ 4-NaOH 5-Na ₂ S ₂ O ₃ 6-NaHSO ₄ 7-Other 8-4°C 9-5035				28137	3.9°			
				53819 - 2.8°	4.1°			

Note: 1. Any changes must be made in writing once samples and COC Form have been submitted to ALS Environmental.
 2. Unless otherwise agreed in a formal contract, services provided by ALS Environmental are expressly limited to the terms and conditions stated on the reverse.
 3. The Chain of Custody is a legal document. All information must be completed accurately.



Cincinnati, OH
+1 513 733 5336

Everett, WA
+1 425 356 2600

Fort Collins, CO
+1 970 490 1511

Holland, MI
+1 616 399 6070

Chain of Custody Form

Page 2 of 2

COC ID: 339490

HS25061041

Environmental Resources Mgmt.

Sulphur Dome

n, WV

ALS Project Manager:



Customer Information		Project Information	
Purchase Order	0777906	Project Name	Sulphur Dome
Work Order		Project Number	
Company Name	Environmental Resources Mgmt.	Bill To Company	Environmental Resources Mgmt.
Send Report To	Scott Himes	Invoice Attn	Accounts Payable
Address	CityCentre Four 840 W. Sam Houston Pkwy., Suite 6	Address	CityCentre Four 840 W. Sam Houston Pkwy., Suite 6
City/State/Zip	Houston, TX 77024	City/State/Zip	Houston TX 77024
Phone	(281) 600-1000	Phone	(281) 600-1000
Fax	(281) 600-1001	Fax	(281) 600-1001
e-Mail Address	scott.himes@erm.com	e-Mail Address	ERMNAAccountsPayable@erm.com

No.	Sample Description	Date	Time	Matrix	Pres.	# Bottles	A	B	C	D	E	F	G	H	I	J	Hold
1	FB-06192S	6/18/25	9:30	W	1,2,4,8	11	X	X	X	X	X	X	X	X	X	X	
2	FB-06192S	6/19/25	10:00														
3	MW-1-700		8:45														
4	MW-1-500		10:30														
5	MW-1-200		12:00														
6	CG-050625-654			W	1	2	X										
7	CG-050625-670																
8	CG-050625-677																
9	CG-050625-653																
10	CG-050625-657																

Sampler(s) Please Print & Sign <i>Taylor Brown</i>		Shipment Method		Required Turnaround Time: (Check Box)				Results Due Date:	
Relinquished by: <i>Taylor Brown</i>		Date: <i>6/19/25</i>	Time: <i>13:00</i>	Received by: <i>Zedric Capus</i>		Notes: ERM Sulphur Dome			
Relinquished by: <i>Zedric Capus</i>		Date: <i>6/20/25</i>	Time: <i>9:00</i>	Received by (Laboratory): <i>Zedric Capus</i>		Cooler ID	Cooler Temp.	QC Package: (Check One Box Below)	
Logged by (Laboratory):		Date:	Time:	Checked by (Laboratory):				<input checked="" type="checkbox"/> Level II Std QC	<input type="checkbox"/> TRRP Checklist
Preservative Key: 1-HCl 2-HNO ₃ 3-H ₂ SO ₄ 4-NaOH 5-Na ₂ S ₂ O ₃ 6-NaHSO ₄ 7-Other 8-4°C 9-5035								<input type="checkbox"/> Level III Std QC/Raw Data	<input type="checkbox"/> TRRP Level IV
								<input type="checkbox"/> Level IV SW846/CLP	
								<input type="checkbox"/> Other	

- Note: 1. Any changes must be made in writing once samples and COC Form have been submitted to ALS Environmental.
 2. Unless otherwise agreed in a formal contract, services provided by ALS Environmental are expressly limited to the terms and conditions stated on the reverse.
 3. The Chain of Custody is a legal document. All information must be completed accurately.

Copyright 2011 by ALS Environmental.

Lab #: 964802

Job #: 62214

Sample Name: MW-3-700

Company: Environmental Resources Management (ERM)

Container: IsoFlask

Field/Site Name: Westlake

Location: Sulphur, LA

Date Sampled: 04/21/2025 13:30

Date Received: 04/25/2025

Date Reported: 05/16/2025

Component	Chemical mol%	$\delta^{13}\text{C}$ ‰	δD ‰	$\delta^{18}\text{O}$ ‰	Dissolved gas cc/L	Dissolved gas mg/L
Carbon Monoxide	nd					
Helium	na					
Hydrogen	nd					
Argon	1.16					
Oxygen	6.19					
Nitrogen	51.21					
Carbon Dioxide	nd					
Methane	41.40	-62.65	-271.5		12	8.0
Ethane	0.0363				0.011	0.014
Ethylene	0.0007					
Propane	0.0029				0.00085	0.0016
Propylene	nd					
Iso-butane	nd					
N-butane	nd					
Iso-pentane	nd					
N-pentane	nd					
Hexanes +	nd					

Remarks:

Analysis is of gas extracted from water by headspace equilibration. Analysis has been corrected for helium added to create headspace. Helium dilution factor = 0.85

*Addition of helium negates the ability to detect native helium and may negate the ability to detect hydrogen.

Lab #: 964803

Job #: 62214

Sample Name: MW-3-500

Company: Environmental Resources Management (ERM)

Container: IsoFlask

Field/Site Name: Westlake

Location: Sulphur, LA

Date Sampled: 04/21/2025 15:30

Date Received: 04/25/2025

Date Reported: 05/16/2025

Component	Chemical mol%	$\delta^{13}\text{C}$ ‰	δD ‰	$\delta^{18}\text{O}$ ‰	Dissolved gas cc/L	Dissolved gas mg/L
Carbon Monoxide	nd					
Helium	na					
Hydrogen	nd					
Argon	0.892					
Oxygen	5.15					
Nitrogen	38.20					
Carbon Dioxide	nd					
Methane	55.16	-44.66	-152.2		20	13
Ethane	0.528				0.20	0.25
Ethylene	0.0022					
Propane	0.0197				0.0071	0.013
Propylene	nd					
Iso-butane	0.0132					
N-butane	0.0008					
Iso-pentane	nd					
N-pentane	nd					
Hexanes +	0.0336					

Remarks:

Analysis is of gas extracted from water by headspace equilibration. Analysis has been corrected for helium added to create headspace. Helium dilution factor = 0.82

*Addition of helium negates the ability to detect native helium and may negate the ability to detect hydrogen.

Lab #: 964804

Job #: 62214

Sample Name: GW-DUP-01

Company: Environmental Resources Management (ERM)

Container: IsoFlask

Field/Site Name: Westlake

Location: Sulphur, LA

Date Sampled: 04/21/2025

Date Received: 04/25/2025

Date Reported: 05/16/2025

Component	Chemical mol%	$\delta^{13}\text{C}$ ‰	δD ‰	$\delta^{18}\text{O}$ ‰	Dissolved gas cc/L	Dissolved gas mg/L
Carbon Monoxide	nd					
Helium	na					
Hydrogen	nd					
Argon	0.891					
Oxygen	4.08					
Nitrogen	39.65					
Carbon Dioxide	nd					
Methane	54.79	-44.73	-148.8		22	14
Ethane	0.519				0.22	0.28
Ethylene	0.0020					
Propane	0.0195				0.0079	0.014
Propylene	nd					
Iso-butane	0.0133					
N-butane	0.0008					
Iso-pentane	nd					
N-pentane	nd					
Hexanes +	0.0285					

Remarks:

Analysis is of gas extracted from water by headspace equilibration. Analysis has been corrected for helium added to create headspace. Helium dilution factor = 0.77

*Addition of helium negates the ability to detect native helium and may negate the ability to detect hydrogen.

Lab #: 964805

Job #: 62214

Sample Name: MW-3-200

Company: Environmental Resources Management (ERM)

Container: IsoFlask

Field/Site Name: Westlake

Location: Sulphur, LA

Date Sampled: 04/22/2025 09:05

Date Received: 04/25/2025

Date Reported: 05/16/2025

Component	Chemical mol%	$\delta^{13}\text{C}$ ‰	δD ‰	$\delta^{18}\text{O}$ ‰	Dissolved gas cc/L	Dissolved gas mg/L
Carbon Monoxide	nd					
Helium	na					
Hydrogen	nd					
Argon	0.284					
Oxygen	3.42					
Nitrogen	12.72					
Carbon Dioxide	0.26					
Methane	83.27	-47.19	-183.9		44	29
Ethane	0.0462				0.026	0.032
Ethylene	nd					
Propane	nd				<0.0002	<0.0004
Propylene	nd					
Iso-butane	nd					
N-butane	nd					
Iso-pentane	nd					
N-pentane	nd					
Hexanes +	nd					

Remarks:

Analysis is of gas extracted from water by headspace equilibration. Analysis has been corrected for helium added to create headspace. Helium dilution factor = 0.74

*Addition of helium negates the ability to detect native helium and may negate the ability to detect hydrogen.

Lab #: 964806

Job #: 62214

Sample Name: MW-1-700

Company: Environmental Resources Management (ERM)

Container: IsoFlask

Field/Site Name: Westlake

Location: Sulphur, LA

Date Sampled: 04/22/2025 11:35

Date Received: 04/25/2025

Date Reported: 05/16/2025

Component	Chemical mol%	$\delta^{13}\text{C}$ ‰	δD ‰	$\delta^{18}\text{O}$ ‰	Dissolved gas cc/L	Dissolved gas mg/L
Carbon Monoxide	nd					
Helium	na					
Hydrogen	nd					
Argon	1.23					
Oxygen	4.60					
Nitrogen	55.67					
Carbon Dioxide	0.086					
Methane	38.40	-85.30	-283.8		12	8.2
Ethane	0.0031				0.0011	0.0013
Ethylene	nd					
Propane	nd				<0.0002	<0.0003
Propylene	nd					
Iso-butane	0.0017					
N-butane	nd					
Iso-pentane	nd					
N-pentane	nd					
Hexanes +	0.0007					

Remarks:

Analysis is of gas extracted from water by headspace equilibration. Analysis has been corrected for helium added to create headspace. Helium dilution factor = 0.82

*Addition of helium negates the ability to detect native helium and may negate the ability to detect hydrogen.

Lab #: 964807

Job #: 62214

Sample Name: MW-1-500

Company: Environmental Resources Management (ERM)

Container: IsoFlask

Field/Site Name: Westlake

Location: Sulphur, LA

Date Sampled: 04/22/2025 14:00

Date Received: 04/25/2025

Date Reported: 05/16/2025

Component	Chemical mol%	$\delta^{13}\text{C}$ ‰	δD ‰	$\delta^{18}\text{O}$ ‰	Dissolved gas cc/L	Dissolved gas mg/L
Carbon Monoxide	nd					
Helium	na					
Hydrogen	nd					
Argon	0.967					
Oxygen	10.54					
Nitrogen	53.68					
Carbon Dioxide	0.38					
Methane	34.43	-64.42	-295.9		15	10.0
Ethane	0.0006				0.0003	0.0003
Ethylene	nd					
Propane	nd				<0.0002	<0.0004
Propylene	nd					
Iso-butane	nd					
N-butane	nd					
Iso-pentane	nd					
N-pentane	nd					
Hexanes +	0.0005					

Remarks:

Analysis is of gas extracted from water by headspace equilibration. Analysis has been corrected for helium added to create headspace. Helium dilution factor = 0.79

*Addition of helium negates the ability to detect native helium and may negate the ability to detect hydrogen.

Lab #: 964808

Job #: 62214

Sample Name: MW-1-200

Company: Environmental Resources Management (ERM)

Container: IsoFlask

Field/Site Name: Westlake

Location: Sulphur, LA

Date Sampled: 04/22/2025 15:20

Date Received: 04/25/2025

Date Reported: 05/16/2025

Component	Chemical mol%	$\delta^{13}\text{C}$ ‰	δD ‰	$\delta^{18}\text{O}$ ‰	Dissolved gas cc/L	Dissolved gas mg/L
Carbon Monoxide	nd					
Helium	na					
Hydrogen	nd					
Argon	0.398					
Oxygen	3.05					
Nitrogen	19.14					
Carbon Dioxide	0.36					
Methane	77.03	-56.43	-197.8		82	55
Ethane	0.0277				0.031	0.039
Ethylene	nd					
Propane	nd				<0.0002	<0.0004
Propylene	nd					
Iso-butane	nd					
N-butane	nd					
Iso-pentane	nd					
N-pentane	nd					
Hexanes +	0.0002					

Remarks:

Analysis is of gas extracted from water by headspace equilibration. Analysis has been corrected for helium added to create headspace. Helium dilution factor = 0.47

*Addition of helium negates the ability to detect native helium and may negate the ability to detect hydrogen.

Lab #: 964809

Job #: 62214

Sample Name: MW-2-500

Company: Environmental Resources Management (ERM)

Container: IsoFlask

Field/Site Name: Westlake

Location: Sulphur, LA

Date Sampled: 04/23/2025 08:50

Date Received: 04/25/2025

Date Reported: 05/16/2025

Component	Chemical mol%	$\delta^{13}\text{C}$ ‰	δD ‰	$\delta^{18}\text{O}$ ‰	Dissolved gas cc/L	Dissolved gas mg/L
Carbon Monoxide	nd					
Helium	na					
Hydrogen	nd					
Argon	1.40					
Oxygen	6.05					
Nitrogen	62.38					
Carbon Dioxide	nd					
Methane	30.16	-76.48	-297.6		8.5	5.7
Ethane	0.0037				0.0011	0.0014
Ethylene	nd					
Propane	nd				<0.0002	<0.0004
Propylene	nd					
Iso-butane	0.0021					
N-butane	nd					
Iso-pentane	nd					
N-pentane	nd					
Hexanes +	0.0011					

Remarks:

Analysis is of gas extracted from water by headspace equilibration. Analysis has been corrected for helium added to create headspace. Helium dilution factor = 0.87

*Addition of helium negates the ability to detect native helium and may negate the ability to detect hydrogen.

Lab #: 964810

Job #: 62214

Sample Name: MW-2-200

Company: Environmental Resources Management (ERM)

Container: IsoFlask

Field/Site Name: Westlake

Location: Sulphur, LA

Date Sampled: 04/23/2025 11:00

Date Received: 04/25/2025

Date Reported: 05/16/2025

Component	Chemical mol%	$\delta^{13}\text{C}$ ‰	δD ‰	$\delta^{18}\text{O}$ ‰	Dissolved gas cc/L	Dissolved gas mg/L
Carbon Monoxide	nd					
Helium	na					
Hydrogen	nd					
Argon	0.294					
Oxygen	3.39					
Nitrogen	11.78					
Carbon Dioxide	0.12					
Methane	84.35	-48.64	-182.6		42	28
Ethane	0.0742				0.040	0.050
Ethylene	nd					
Propane	0.0011				0.00058	0.0011
Propylene	nd					
Iso-butane	nd					
N-butane	nd					
Iso-pentane	nd					
N-pentane	nd					
Hexanes +	0.0005					

Remarks:

Analysis is of gas extracted from water by headspace equilibration. Analysis has been corrected for helium added to create headspace. Helium dilution factor = 0.71

*Addition of helium negates the ability to detect native helium and may negate the ability to detect hydrogen.

Lab #: 964811

Job #: 62214

Sample Name: MW-2-700

Company: Environmental Resources Management (ERM)

Container: IsoFlask

Field/Site Name: Westlake

Location: Sulphur, LA

Date Sampled: 04/23/2025 12:30

Date Received: 04/25/2025

Date Reported: 05/16/2025

Component	Chemical mol%	$\delta^{13}\text{C}$ ‰	δD ‰	$\delta^{18}\text{O}$ ‰	Dissolved gas cc/L	Dissolved gas mg/L
Carbon Monoxide	nd					
Helium	na					
Hydrogen	nd					
Argon	1.72					
Oxygen	3.88					
Nitrogen	80.34					
Carbon Dioxide	nd					
Methane	14.05	-76.70	-258.1		3.3	2.2
Ethane	0.0048				0.0012	0.0015
Ethylene	0.0008					
Propane	0.0012				0.0003	0.0005
Propylene	nd					
Iso-butane	0.0018					
N-butane	nd					
Iso-pentane	nd					
N-pentane	nd					
Hexanes +	0.0017					

Remarks:

Analysis is of gas extracted from water by headspace equilibration. Analysis has been corrected for helium added to create headspace. Helium dilution factor = 0.84

*Addition of helium negates the ability to detect native helium and may negate the ability to detect hydrogen.

Address: 1308 Parkland Court Champaign, IL 61821-1826 Phone: 217-398-3490

SEND DATA TO:

Name: Scott Himes
 Company: ERM
 Address: 840 W. Sam Houston Pkwy, Ste. 6
 City/State: Houston, Tx
 Phone: 281-600-1000
 Email: scott.himes@erm.com

SEND INVOICE TO: (if different from SEND DATA TO:)

Name: _____
 Company: _____
 Address: _____
 City/State: SAME
 Phone: _____
 Email: _____

Project: <u>Westlake</u>	Purchase Order #: <u>0777906</u>
Location: <u>Sulphur, La</u>	Sampled By: <u>David Sanguine HI</u>

Select One: Standard Priority Rush

Sample Description

Container Number	Sample Identification	Date Sampled	Time	Analyses Requested		Comments
				DU-1		
	MW-3-700	4/21/25	1330	X		
	MW-3-500	4/21/25	1450 1530			
	GW-DMP-01	4/21/25	1449			
	MW-3-200	4/22/25	0905			
	MW-1-700	4/22/25	1135			
	MW-1-500	4/22/25	1400			
	MW-1-200	4/22/25	1520			
	MW-2-500	4/23/25	0850			
	MW-2-200	4/23/25	1800 1100			
	MW-2-700	4/23/25	1230			

Chain-of-Custody Record

Signature	Company	Date	Time
Relinquished by <u>DSjt</u>	<u>ERM</u>	<u>4/23/25</u>	<u>1700</u>
Received by <u>Brody Tuggle / SR Isotech</u>		<u>4/25/25</u>	<u>1000</u>
Relinquished by			
Received by			
Relinquished by			
Received by			

Lab #: 964812

Job #: 62215

Sample Name: LDNR-26

Company: Environmental Resources Management (ERM)

Container: IsoBag

Field/Site Name: Westlake

Location: Sulphur, LA

Date Sampled: 04/21/2025 11:50

Date Received: 04/25/2025

Date Reported: 05/14/2025

Component	Chemical mol%	$\delta^{13}\text{C}$ ‰	δD ‰	$\delta^{18}\text{O}$ ‰	$\delta^{15}\text{N}$ ‰
Carbon Monoxide	nd				
Helium	0.0048				
Hydrogen	nd				
Argon	0.149				
Oxygen	1.22				
Nitrogen	8.58				
Carbon Dioxide	1.25				
Methane	87.84	-38.07	-149.5		
Ethane	0.779				
Ethylene	nd				
Propane	0.0637				
Propylene	nd				
Iso-butane	0.0798				
N-butane	0.0027				
Iso-pentane	0.0160				
N-pentane	0.0001				
Hexanes +	0.0070				

Total BTU/cu.ft. dry @ 60° F & 14.73psia, calculated: 910

Specific gravity, calculated: 0.616

Remarks:

Lab #: 964813

Job #: 62215

Sample Name: LDNR-04

Company: Environmental Resources Management (ERM)

Container: IsoBag

Field/Site Name: Westlake

Location: Sulphur, LA

Date Sampled: 04/21/2025 14:35

Date Received: 04/25/2025

Date Reported: 05/14/2025

Component	Chemical mol%	$\delta^{13}\text{C}$ ‰	δD ‰	$\delta^{18}\text{O}$ ‰	$\delta^{15}\text{N}$ ‰
Carbon Monoxide	nd				
Helium	0.0036				
Hydrogen	nd				
Argon	0.0318				
Oxygen	0.16				
Nitrogen	1.74				
Carbon Dioxide	1.51				
Methane	94.76	-37.00	-149.2		
Ethane	1.29				
Ethylene	0.0308				
Propane	0.256				
Propylene	nd				
Iso-butane	0.0776				
N-butane	0.0689				
Iso-pentane	0.0302				
N-pentane	0.0207				
Hexanes +	0.0282				

Total BTU/cu.ft. dry @ 60° F & 14.73psia, calculated: 999

Specific gravity, calculated: 0.589

Remarks:

Lab #: 964814

Job #: 62215

Sample Name: LDNR-24

Company: Environmental Resources Management (ERM)

Container: IsoBag

Field/Site Name: Westlake

Location: Sulphur, LA

Date Sampled: 04/21/2025 15:20

Date Received: 04/25/2025

Date Reported: 05/14/2025

Component	Chemical mol%	$\delta^{13}\text{C}$ ‰	δD ‰	$\delta^{18}\text{O}$ ‰	$\delta^{15}\text{N}$ ‰
Carbon Monoxide	nd				
Helium	0.0034				
Hydrogen	nd				
Argon	0.106				
Oxygen	2.11				
Nitrogen	8.44				
Carbon Dioxide	2.32				
Methane	85.70	-35.46	-147.9		
Ethane	0.807				
Ethylene	0.0881				
Propane	0.218				
Propylene	nd				
Iso-butane	0.0692				
N-butane	0.0612				
Iso-pentane	0.0294				
N-pentane	0.0222				
Hexanes +	0.0325				

Total BTU/cu.ft. dry @ 60° F & 14.73psia, calculated: 898

Specific gravity, calculated: 0.634

Remarks:

Lab #: 964815

Job #: 62215

Sample Name: Gas-Dup-01

Company: Environmental Resources Management (ERM)

Container: IsoBag

Field/Site Name: Westlake

Location: Sulphur, LA

Date Sampled: 04/21/2025 00:00

Date Received: 04/25/2025

Date Reported: 05/14/2025

Component	Chemical mol%	$\delta^{13}\text{C}$ ‰	δD ‰	$\delta^{18}\text{O}$ ‰	$\delta^{15}\text{N}$ ‰
Carbon Monoxide	nd				
Helium	0.0037				
Hydrogen	nd				
Argon	0.0294				
Oxygen	0.12				
Nitrogen	1.56				
Carbon Dioxide	1.54				
Methane	94.93	-37.00	-149.3		
Ethane	1.29				
Ethylene	0.0315				
Propane	0.257				
Propylene	nd				
Iso-butane	0.0782				
N-butane	0.0697				
Iso-pentane	0.0307				
N-pentane	0.0212				
Hexanes +	0.0295				

Total BTU/cu.ft. dry @ 60° F & 14.73psia, calculated: 1001

Specific gravity, calculated: 0.589

Remarks:

Lab #: 964816

Job #: 62215

Sample Name: LDNR-08

Company: Environmental Resources Management (ERM)

Container: IsoBag

Field/Site Name: Westlake

Location: Sulphur, LA

Date Sampled: 04/22/2025 08:45

Date Received: 04/25/2025

Date Reported: 05/14/2025

Component	Chemical mol%	$\delta^{13}\text{C}$ ‰	δD ‰	$\delta^{18}\text{O}$ ‰	$\delta^{15}\text{N}$ ‰
Carbon Monoxide	nd				
Helium	0.0032				
Hydrogen	nd				
Argon	0.128				
Oxygen	1.71				
Nitrogen	6.02				
Carbon Dioxide	0.52				
Methane	88.23	-43.96	-182.9		
Ethane	2.99				
Ethylene	nd				
Propane	0.235				
Propylene	nd				
Iso-butane	0.0660				
N-butane	0.0524				
Iso-pentane	0.0204				
N-pentane	0.0112				
Hexanes +	0.0157				

Total BTU/cu.ft. dry @ 60° F & 14.73psia, calculated: 959

Specific gravity, calculated: 0.614

Remarks:

Lab #: 964817

Job #: 62215

Sample Name: LDNR-07

Company: Environmental Resources Management (ERM)

Container: IsoBag

Field/Site Name: Westlake

Location: Sulphur, LA

Date Sampled: 04/22/2025 09:10

Date Received: 04/25/2025

Date Reported: 05/14/2025

Component	Chemical mol%	$\delta^{13}\text{C}$ ‰	δD ‰	$\delta^{18}\text{O}$ ‰	$\delta^{15}\text{N}$ ‰
Carbon Monoxide	nd				
Helium	0.0032				
Hydrogen	nd				
Argon	0.143				
Oxygen	2.58				
Nitrogen	6.86				
Carbon Dioxide	0.33				
Methane	86.85	-43.88	-184.3		
Ethane	2.86				
Ethylene	nd				
Propane	0.228				
Propylene	nd				
Iso-butane	0.0604				
N-butane	0.0476				
Iso-pentane	0.0175				
N-pentane	0.0092				
Hexanes +	0.0133				

Total BTU/cu.ft. dry @ 60° F & 14.73psia, calculated: 942

Specific gravity, calculated: 0.619

Remarks:

Lab #: 964818

Job #: 62215

Sample Name: LDNR-23

Company: Environmental Resources Management (ERM)

Container: IsoBag

Field/Site Name: Westlake

Location: Sulphur, LA

Date Sampled: 04/22/2025 09:30

Date Received: 04/25/2025

Date Reported: 05/14/2025

Component	Chemical mol%	$\delta^{13}\text{C}$ ‰	δD ‰	$\delta^{18}\text{O}$ ‰	$\delta^{15}\text{N}$ ‰
Carbon Monoxide	nd				
Helium	0.0036				
Hydrogen	nd				
Argon	0.0760				
Oxygen	0.84				
Nitrogen	3.48				
Carbon Dioxide	0.78				
Methane	93.10	-36.65	-155.1		
Ethane	1.23				
Ethylene	nd				
Propane	0.237				
Propylene	nd				
Iso-butane	0.0806				
N-butane	0.0700				
Iso-pentane	0.0366				
N-pentane	0.0265				
Hexanes +	0.0334				

Total BTU/cu.ft. dry @ 60° F & 14.73psia, calculated: 981

Specific gravity, calculated: 0.594

Remarks:

Lab #: 964819

Job #: 62215

Sample Name: LDNR-06

Company: Environmental Resources Management (ERM)

Container: IsoBag

Field/Site Name: Westlake

Location: Sulphur, LA

Date Sampled: 04/22/2025 10:45

Date Received: 04/25/2025

Date Reported: 05/14/2025

Component	Chemical mol%	$\delta^{13}\text{C}$ ‰	δD ‰	$\delta^{18}\text{O}$ ‰	$\delta^{15}\text{N}$ ‰
Carbon Monoxide	nd				
Helium	0.0037				
Hydrogen	nd				
Argon	0.0775				
Oxygen	0.83				
Nitrogen	3.70				
Carbon Dioxide	1.02				
Methane	93.24	-34.67	-146.9		
Ethane	0.664				
Ethylene	0.0394				
Propane	0.217				
Propylene	nd				
Iso-butane	0.0845				
N-butane	0.0673				
Iso-pentane	0.0286				
N-pentane	0.0154				
Hexanes +	0.0158				

Total BTU/cu.ft. dry @ 60° F & 14.73psia, calculated: 971

Specific gravity, calculated: 0.593

Remarks:

Lab #: 964820

Job #: 62215

Sample Name: LDNR-03

Company: Environmental Resources Management (ERM)

Container: IsoBag

Field/Site Name: Westlake

Location: Sulphur, LA

Date Sampled: 04/22/2025 11:30

Date Received: 04/25/2025

Date Reported: 05/14/2025

Component	Chemical mol%	$\delta^{13}\text{C}$ ‰	δD ‰	$\delta^{18}\text{O}$ ‰	$\delta^{15}\text{N}$ ‰
Carbon Monoxide	nd				
Helium	0.0039				
Hydrogen	nd				
Argon	0.0513				
Oxygen	0.38				
Nitrogen	2.34				
Carbon Dioxide	1.75				
Methane	94.44	-34.21	-146.1		
Ethane	0.623				
Ethylene	0.0081				
Propane	0.181				
Propylene	nd				
Iso-butane	0.0689				
N-butane	0.0569				
Iso-pentane	0.0324				
N-pentane	0.0238				
Hexanes +	0.0417				

Total BTU/cu.ft. dry @ 60° F & 14.73psia, calculated: 982

Specific gravity, calculated: 0.592

Remarks:

Lab #: 964821

Job #: 62215

Sample Name: LDNR-17

Company: Environmental Resources Management (ERM)

Container: IsoBag

Field/Site Name: Westlake

Location: Sulphur, LA

Date Sampled: 04/22/2025 14:10

Date Received: 04/25/2025

Date Reported: 05/14/2025

Component	Chemical mol%	$\delta^{13}\text{C}$ ‰	δD ‰	$\delta^{18}\text{O}$ ‰	$\delta^{15}\text{N}$ ‰
Carbon Monoxide	nd				
Helium	0.0039				
Hydrogen	nd				
Argon	0.111				
Oxygen	1.67				
Nitrogen	6.83				
Carbon Dioxide	1.28				
Methane	88.15	-39.11	-158.9		
Ethane	1.57				
Ethylene	nd				
Propane	0.209				
Propylene	nd				
Iso-butane	0.0682				
N-butane	0.0497				
Iso-pentane	0.0225				
N-pentane	0.0130				
Hexanes +	0.0190				

Total BTU/cu.ft. dry @ 60° F & 14.73psia, calculated: 933

Specific gravity, calculated: 0.617

Remarks:

Lab #: 964822

Job #: 62215

Sample Name: LDNR-18

Company: Environmental Resources Management (ERM)

Container: IsoBag

Field/Site Name: Westlake

Location: Sulphur, LA

Date Sampled: 04/22/2025 14:25

Date Received: 04/25/2025

Date Reported: 05/14/2025

Component	Chemical mol%	$\delta^{13}\text{C}$ ‰	δD ‰	$\delta^{18}\text{O}$ ‰	$\delta^{15}\text{N}$ ‰
Carbon Monoxide	nd				
Helium	0.0031				
Hydrogen	nd				
Argon	0.178				
Oxygen	3.33				
Nitrogen	11.95				
Carbon Dioxide	0.82				
Methane	82.49	-35.97	-149.6		
Ethane	0.811				
Ethylene	nd				
Propane	0.206				
Propylene	nd				
Iso-butane	0.0684				
N-butane	0.0581				
Iso-pentane	0.0278				
N-pentane	0.0188				
Hexanes +	0.0280				

Total BTU/cu.ft. dry @ 60° F & 14.73psia, calculated: 863

Specific gravity, calculated: 0.640

Remarks:

Lab #: 964823

Job #: 62215

Sample Name: LDNR-21

Company: Environmental Resources Management (ERM)

Container: IsoBag

Field/Site Name: Westlake

Location: Sulphur, LA

Date Sampled: 04/22/2025 14:50

Date Received: 04/25/2025

Date Reported: 05/14/2025

Component	Chemical mol%	$\delta^{13}\text{C}$ ‰	δD ‰	$\delta^{18}\text{O}$ ‰	$\delta^{15}\text{N}$ ‰
Carbon Monoxide	nd				
Helium	0.0043				
Hydrogen	nd				
Argon	0.126				
Oxygen	1.98				
Nitrogen	6.76				
Carbon Dioxide	1.53				
Methane	88.51	-37.53	-146.6		
Ethane	0.862				
Ethylene	nd				
Propane	0.113				
Propylene	nd				
Iso-butane	0.0581				
N-butane	0.0089				
Iso-pentane	0.0232				
N-pentane	0.0020				
Hexanes +	0.0228				

Total BTU/cu.ft. dry @ 60° F & 14.73psia, calculated: 920

Specific gravity, calculated: 0.616

Remarks:

Lab #: 964824

Job #: 62215

Sample Name: LDNR-22

Company: Environmental Resources Management (ERM)

Container: IsoBag

Field/Site Name: Westlake

Location: Sulphur, LA

Date Sampled: 04/22/2025 15:10

Date Received: 04/25/2025

Date Reported: 05/14/2025

Component	Chemical mol%	$\delta^{13}\text{C}$ ‰	δD ‰	$\delta^{18}\text{O}$ ‰	$\delta^{15}\text{N}$ ‰
Carbon Monoxide	nd				
Helium	nd				
Hydrogen	nd				
Argon	0.387				
Oxygen	7.79				
Nitrogen	28.43				
Carbon Dioxide	0.46				
Methane	61.69	-37.66	-153.2		
Ethane	0.941				
Ethylene	0.0015				
Propane	0.147				
Propylene	nd				
Iso-butane	0.0503				
N-butane	0.0388				
Iso-pentane	0.0211				
N-pentane	0.0137				
Hexanes +	0.0234				

Total BTU/cu.ft. dry @ 60° F & 14.73psia, calculated: 651

Specific gravity, calculated: 0.730

Remarks:

Lab #: 964825

Job #: 62215

Sample Name: LDNR-12

Company: Environmental Resources Management (ERM)

Container: IsoBag

Field/Site Name: Westlake

Location: Sulphur, LA

Date Sampled: 04/22/2025 16:35

Date Received: 04/25/2025

Date Reported: 05/14/2025

Component	Chemical mol%	$\delta^{13}\text{C}$ ‰	δD ‰	$\delta^{18}\text{O}$ ‰	$\delta^{15}\text{N}$ ‰
Carbon Monoxide	nd				
Helium	0.0025				
Hydrogen	nd				
Argon	0.0934				
Oxygen	1.62				
Nitrogen	5.10				
Carbon Dioxide	0.91				
Methane	88.88	-43.81	-184.0		
Ethane	3.01				
Ethylene	nd				
Propane	0.235				
Propylene	nd				
Iso-butane	0.0635				
N-butane	0.0495				
Iso-pentane	0.0188				
N-pentane	0.0099				
Hexanes +	0.0141				

Total BTU/cu.ft. dry @ 60° F & 14.73psia, calculated: 966

Specific gravity, calculated: 0.613

Remarks:

Lab #: 964826

Job #: 62215

Sample Name: LDNR-05

Company: Environmental Resources Management (ERM)

Container: IsoBag

Field/Site Name: Westlake

Location: Sulphur, LA

Date Sampled: 04/23/2025 08:40

Date Received: 04/25/2025

Date Reported: 05/14/2025

Component	Chemical mol%	$\delta^{13}\text{C}$ ‰	δD ‰	$\delta^{18}\text{O}$ ‰	$\delta^{15}\text{N}$ ‰
Carbon Monoxide	nd				
Helium	0.0037				
Hydrogen	nd				
Argon	0.0597				
Oxygen	0.63				
Nitrogen	2.78				
Carbon Dioxide	0.95				
Methane	93.99	-35.86	-148.6		
Ethane	1.03				
Ethylene	0.0614				
Propane	0.273				
Propylene	nd				
Iso-butane	0.0805				
N-butane	0.0729				
Iso-pentane	0.0284				
N-pentane	0.0181				
Hexanes +	0.0233				

Total BTU/cu.ft. dry @ 60° F & 14.73psia, calculated: 987

Specific gravity, calculated: 0.590

Remarks:

Lab #: 964827

Job #: 62215

Sample Name: LDNR-01

Company: Environmental Resources Management (ERM)

Container: IsoBag

Field/Site Name: Westlake

Location: Sulphur, LA

Date Sampled: 04/23/2025 11:25

Date Received: 04/25/2025

Date Reported: 05/14/2025

Component	Chemical mol%	$\delta^{13}\text{C}$ ‰	δD ‰	$\delta^{18}\text{O}$ ‰	$\delta^{15}\text{N}$ ‰
Carbon Monoxide	nd				
Helium	0.0061				
Hydrogen	nd				
Argon	0.0459				
Oxygen	0.10				
Nitrogen	2.42				
Carbon Dioxide	2.73				
Methane	92.45	-39.05	-156.3		
Ethane	1.46				
Ethylene	0.0007				
Propane	0.420				
Propylene	nd				
Iso-butane	0.102				
N-butane	0.108				
Iso-pentane	0.0438				
N-pentane	0.0320				
Hexanes +	0.0755				

Total BTU/cu.ft. dry @ 60° F & 14.73psia, calculated: 988

Specific gravity, calculated: 0.609

Remarks:

Lab #: 964828

Job #: 62215

Sample Name: LDNR-09

Company: Environmental Resources Management (ERM)

Container: IsoBag

Field/Site Name: Westlake

Location: Sulphur, LA

Date Sampled: 04/23/2025 12:10

Date Received: 04/25/2025

Date Reported: 05/14/2025

Component	Chemical mol%	$\delta^{13}\text{C}$ ‰	δD ‰	$\delta^{18}\text{O}$ ‰	$\delta^{15}\text{N}$ ‰
Carbon Monoxide	nd				
Helium	0.0027				
Hydrogen	nd				
Argon	0.0661				
Oxygen	0.69				
Nitrogen	3.77				
Carbon Dioxide	2.35				
Methane	92.37	-35.09	-147.5		
Ethane	0.556				
Ethylene	nd				
Propane	0.0950				
Propylene	nd				
Iso-butane	0.0449				
N-butane	0.0126				
Iso-pentane	0.0111				
N-pentane	0.0028				
Hexanes +	0.0230				

Total BTU/cu.ft. dry @ 60° F & 14.73psia, calculated: 952

Specific gravity, calculated: 0.602

Remarks:

Lab #: 964829

Job #: 62215

Sample Name: LDNR-19

Company: Environmental Resources Management (ERM)

Container: IsoBag

Field/Site Name: Westlake

Location: Sulphur, LA

Date Sampled: 04/23/2025 12:30

Date Received: 04/25/2025

Date Reported: 05/14/2025

Component	Chemical mol%	$\delta^{13}\text{C}$ ‰	δD ‰	$\delta^{18}\text{O}$ ‰	$\delta^{15}\text{N}$ ‰
Carbon Monoxide	nd				
Helium	nd				
Hydrogen	nd				
Argon	0.0430				
Oxygen	0.38				
Nitrogen	2.09				
Carbon Dioxide	6.07				
Methane	90.71	-36.64	-148.7		
Ethane	0.572				
Ethylene	nd				
Propane	0.0514				
Propylene	nd				
Iso-butane	0.0381				
N-butane	0.0003				
Iso-pentane	0.0097				
N-pentane	0.0001				
Hexanes +	0.0237				

Total BTU/cu.ft. dry @ 60° F & 14.73psia, calculated: 934

Specific gravity, calculated: 0.628

Remarks:

ISOTECH

a Stratum Reservoir brand

www.isotechlabs.com

Address: 1308 Parkland Court Champaign, IL 61821-1826 Phone: 217-398-3490

SEND DATA TO:

Name: Scott Himes
 Company: ERM
 Address: 840 W. Sam Houston Pkwy Ste. 6
 City/State: Houston, TX
 Phone: 281-600-1000
 Email: Scott.Himes@Erm.com

SEND INVOICE TO: (if different from SEND DATA TO:)

Name: _____
 Company: _____
 Address: _____
 City/State: SAME
 Phone: _____
 Email: _____

Project: West lake
 Location: Sulphur, LA

Purchase Order #: 0777906
 Sampled By: Marcus Smith

Select One: Standard Priority Rush

Sample Description				Analyses Requested		Comments
Container Number	Sample Identification	Date Sampled	Time			
1	LDNR-26	4/21/25	11:50 11:50	X		
1	LDNR-04		1435	X		
1	LDNR-24		1520	X		
2	LDNR Gas-Dup-01	4/21/25	00:00	X		
2	LDNR-08	4/22/25	0845	X		
2	LDNR-07		0910	X		
3	LDNR-23		0930	X		
3	LDNR-06		1045	X		
3	LDNR-03		1130	X		
4	LDNR-17	4/22/25	1400 1410	X		

Chain-of-Custody Record

Signature	Company	Date	Time
Relinquished by <u>MS</u>	ERM	4/23/25	1530
Received by Brody Tuggle / SR Isotech		4/23/25	1000
Relinquished by			
Received by			
Relinquished by			
Received by			

ISOTECH

a Stratum Reservoir brand

© 2021 Stratum Reservoir. All rights reserved. Stratum products and services are subject to the Company's standard terms and conditions, available on request or at isotechlabs.com. For more information contact an authorized Stratum representative. Unless noted otherwise, trademarks and service marks herein are the property of Stratum and may be registered in the United States and/or other countries. Stratum products named herein may be protected by one or more U.S. and/or foreign patents. For more information, contact info@isotechlabs.com. Specifications are subject to change without notice. Stratum sells its products and services in accordance with the terms and conditions set forth in the applicable contract between Stratum and the client.

ISOTECH

a Stratum Reservoir brand

www.isotechlabs.com

Address: 1308 Parkland Court Champaign, IL 61821-1826 Phone: 217-398-3490

SEND DATA TO:

Name: Scott Himes
 Company: ERM
 Address: 840 W. Sam Houston Pkwy ste 6
 City/State: Houston, TX
 Phone: 281-600-1000
 Email: Scott.Himes@ERM.com

SEND INVOICE TO: (if different from SEND DATA TO:)

Name: _____
 Company: _____
 Address: _____
 City/State: _____
 Phone: _____
 Email: SAME

Project: west lake
 Location: Sulphur, LA

Purchase Order #: 0777906
 Sampled By: Marcus Smith

Select One: Standard Priority Rush

Sample Description				Analyses Requested			Comments		
Container Number	Sample Identification	Date Sampled	Time						
4	LDNR-18	4/22/25	1425	MG-1					
4	LDNR-21		1450				X		
5	LDNR-22		1510				X		
5	LDNR-12	4/22/25	1635				X		
5	LDNR-05	4/23/25	0840				X		
6	LDNR-02		1125				X		
6	LDNR-09		1210				X		
6	LDNR-19	4/23/25	1230				X		

Chain-of-Custody Record

Signature	Company	Date	Time
Relinquished by <u>MS</u>	<u>ERM</u>	<u>4/23/25</u>	<u>1530</u>
Received by <u>Brody Tuggle / SR Isotech</u>		<u>4/25/25</u>	<u>1000</u>
Relinquished by			
Received by			
Relinquished by			
Received by			

ISOTECH

a Stratum Reservoir brand

© 2021 Stratum Reservoir. All rights reserved. Stratum products and services are subject to the Company's standard terms and conditions, available on request or at isotechlabs.com. For more information contact an authorized Stratum representative. Unless noted otherwise, trademarks and service marks herein are the property of Stratum and may be registered in the United States and/or other countries. Stratum products named herein may be protected by one or more U.S. and/or foreign patents. For more information, contact info@isotechlabs.com. Specifications are subject to change without notice. Stratum sells its products and services in accordance with the terms and conditions set forth in the applicable contract between Stratum and the client.

Lab #: 965209

Job #: 62255

Sample Name: LDNR-10

Company: Environmental Resources Management (ERM)

Container: IsoBag

Field/Site Name: Sulphur Dome

Location: Westlake

Date Sampled: 04/24/2025 09:25

Date Received: 04/28/2025

Date Reported: 05/14/2025

Component	Chemical mol%	$\delta^{13}\text{C}$ ‰	δD ‰	$\delta^{18}\text{O}$ ‰	$\delta^{15}\text{N}$ ‰
Carbon Monoxide	nd				
Helium	nd				
Hydrogen	nd				
Argon	0.334				
Oxygen	5.36				
Nitrogen	26.93				
Carbon Dioxide	4.86				
Methane	62.20	-35.37	-149.4		
Ethane	0.291				
Ethylene	nd				
Propane	0.0062				
Propylene	nd				
Iso-butane	0.0091				
N-butane	nd				
Iso-pentane	0.0018				
N-pentane	nd				
Hexanes +	0.0039				

Total BTU/cu.ft. dry @ 60° F & 14.73psia, calculated: 636

Specific gravity, calculated: 0.746

Remarks:

Lab #: 965210

Job #: 62255

Sample Name: BCKGRND ATM

Company: Environmental Resources Management (ERM)

Container: IsoBag

Field/Site Name: Sulphur Dome

Location: Westlake

Date Sampled: 04/24/2025 08:50

Date Received: 04/28/2025

Date Reported: 05/14/2025

Component	Chemical mol%	$\delta^{13}\text{C}$ ‰	δD ‰	$\delta^{18}\text{O}$ ‰	$\delta^{15}\text{N}$ ‰
Carbon Monoxide	nd				
Helium	nd				
Hydrogen	nd				
Argon	0.941				
Oxygen	21.21				
Nitrogen	77.72				
Carbon Dioxide	0.070				
Methane	0.0585	-35.6			
Ethane	0.0016				
Ethylene	nd				
Propane	0.0003				
Propylene	nd				
Iso-butane	0.0001				
N-butane	0.0001				
Iso-pentane	nd				
N-pentane	nd				
Hexanes +	0.0003				

Total BTU/cu.ft. dry @ 60° F & 14.73psia, calculated: 1

Specific gravity, calculated: 1.000

Remarks:

Methane carbon isotope data obtained online via GC-C-IRMS.

Insufficient methane concentration for δD analysis.

Lab #: 965211

Job #: 62255

Sample Name: LDNR-27

Company: Environmental Resources Management (ERM)

Container: IsoBag

Field/Site Name: Sulphur Dome

Location: Westlake

Date Sampled: 04/24/2025 09:20

Date Received: 04/28/2025

Date Reported: 05/14/2025

Component	Chemical mol%	$\delta^{13}\text{C}$ ‰	δD ‰	$\delta^{18}\text{O}$ ‰	$\delta^{15}\text{N}$ ‰
Carbon Monoxide	nd				
Helium	nd				
Hydrogen	nd				
Argon	0.945				
Oxygen	21.29				
Nitrogen	77.71				
Carbon Dioxide	0.049				
Methane	0.0021				
Ethane	nd				
Ethylene	nd				
Propane	nd				
Propylene	nd				
Iso-butane	nd				
N-butane	nd				
Iso-pentane	nd				
N-pentane	nd				
Hexanes +	0.0001				

Total BTU/cu.ft. dry @ 60° F & 14.73psia, calculated: 0

Specific gravity, calculated: 1.001

Remarks:

Insufficient methane concentration for isotopic analysis.

Lab #: 965212

Job #: 62255

Sample Name: LDNR-28

Company: Environmental Resources Management (ERM)

Container: IsoBag

Field/Site Name: Sulphur Dome

Location: Westlake

Date Sampled: 04/24/2025 09:30

Date Received: 04/28/2025

Date Reported: 05/14/2025

Component	Chemical mol%	$\delta^{13}\text{C}$ ‰	δD ‰	$\delta^{18}\text{O}$ ‰	$\delta^{15}\text{N}$ ‰
Carbon Monoxide	nd				
Helium	nd				
Hydrogen	nd				
Argon	0.926				
Oxygen	19.48				
Nitrogen	76.23				
Carbon Dioxide	0.68				
Methane	2.68	-25.51	-107.0		
Ethane	0.0056				
Ethylene	nd				
Propane	0.0018				
Propylene	nd				
Iso-butane	0.0024				
N-butane	0.0004				
Iso-pentane	0.0004				
N-pentane	nd				
Hexanes +	0.0002				

Total BTU/cu.ft. dry @ 60° F & 14.73psia, calculated: 27

Specific gravity, calculated: 0.991

Remarks:

Lab #: 965213

Job #: 62255

Sample Name: Gas-Dup-02

Company: Environmental Resources Management (ERM)

Container: IsoBag

Field/Site Name: Sulphur Dome

Location: Westlake

Date Sampled: 04/24/2025 00:00

Date Received: 04/28/2025

Date Reported: 05/14/2025

Component	Chemical mol%	$\delta^{13}\text{C}$ ‰	δD ‰	$\delta^{18}\text{O}$ ‰	$\delta^{15}\text{N}$ ‰
Carbon Monoxide	nd				
Helium	0.0040				
Hydrogen	0.0057				
Argon	0.114				
Oxygen	1.98				
Nitrogen	8.92				
Carbon Dioxide	0.11				
Methane	87.85	-34.89	-144.8		
Ethane	0.711				
Ethylene	nd				
Propane	0.201				
Propylene	nd				
Iso-butane	0.0714				
N-butane	0.0252				
Iso-pentane	0.0065				
N-pentane	0.0018				
Hexanes +	0.0050				

Total BTU/cu.ft. dry @ 60° F & 14.73psia, calculated: 912

Specific gravity, calculated: 0.611

Remarks:

Lab #: 965214

Job #: 62255

Sample Name: PPG-7A-BS

Company: Environmental Resources Management (ERM)

Container: IsoBag

Field/Site Name: Sulphur Dome

Location: Westlake

Date Sampled: 04/24/2025 10:00

Date Received: 04/28/2025

Date Reported: 05/14/2025

Component	Chemical mol%	$\delta^{13}\text{C}$ ‰	δD ‰	$\delta^{18}\text{O}$ ‰	$\delta^{15}\text{N}$ ‰
Carbon Monoxide	nd				
Helium	0.0045				
Hydrogen	0.0039				
Argon	0.0616				
Oxygen	0.68				
Nitrogen	4.20				
Carbon Dioxide	0.11				
Methane	93.86	-34.90	-144.1		
Ethane	0.753				
Ethylene	nd				
Propane	0.212				
Propylene	nd				
Iso-butane	0.0747				
N-butane	0.0262				
Iso-pentane	0.0066				
N-pentane	0.0018				
Hexanes +	0.0045				

Total BTU/cu.ft. dry @ 60° F & 14.73psia, calculated: 974

Specific gravity, calculated: 0.584

Remarks:

ISOTECH

a Stratum Reservoir brand

www.isotechlabs.com

Address: 1308 Parkland Court Champaign, IL 61821-1826 Phone: 217-398-3490

SEND DATA TO:

Name: Scott Himes
 Company: ERM
 Address: 840 W Sam Houston Pkwy N, Ste 600
 City/State: Houston, Tx
 Phone: 281-600-1000
 Email: Scott.himes@ERM.com

SEND INVOICE TO: (if different from SEND DATA TO:)

Name: _____
 Company: _____
 Address: SAME
 City/State: _____
 Phone: _____
 Email: _____

Project: <u>Sulphur Dome</u>	Purchase Order #: <u>0777906</u>
Location: <u>Westlake</u>	Sampled By: <u>David Sangulnetti</u>

Select One: Standard Priority Rush

Sample Description				Analyses Requested		Comments
Container Number	Sample Identification	Date Sampled	Time	Analyses Requested		
1	LDNR-10	4/24/25	0925	X		
1	Backgrnd ATM		0850			
1	LDNR-27		0920			
2	LDNR-28		0930			
2	Gas-DUP-02		9999			
2	PPG-7A-RS		1000			

Chain-of-Custody Record			
Signature	Company	Date	Time
Relinquished by <u>DSJA</u>	<u>ERM</u>	<u>4/24/25</u>	<u>1500</u>
Received by <u>Brody Tuggle / SR Isotech</u>		<u>4/28/25</u>	<u>1230</u>
Relinquished by			
Received by			
Relinquished by			
Received by			

ISOTECH

a Stratum Reservoir brand

© 2021 Stratum Reservoir. All rights reserved. Stratum products and services are subject to the Company's standard terms and conditions, available on request or at isotechlabs.com. For more information contact an authorized Stratum representative. Unless noted otherwise, trademarks and service marks herein are the property of Stratum and may be registered in the United States and/or other countries. Stratum products named herein may be protected by one or more U.S. and/or foreign patents. For more information, contact info@isotechlabs.com. Specifications are subject to change without notice. Stratum sells its products and services in accordance with the terms and conditions set forth in the applicable contract between Stratum and the client.

ANALYSIS PACKAGE CODES

Code Analysis Included

Natural Gas Characterization using high precision dual inlet IRMS

NG-1 - Full GC composition, $\delta^{13}\text{C}$ & δD of CH_4

NG-2 - NG-1 plus $\delta^{13}\text{C}$ of C_2H_6 and C_3H_8

NG-3 - NG-2 plus $\delta^{13}\text{C}$ of $i\text{C}_4\text{H}_{10}$ and $n\text{C}_4\text{H}_{10}$

NG-4 - NG-3 plus $\delta^{13}\text{C}$ of $i\text{C}_5\text{H}_{12}$ and $n\text{C}_5\text{H}_{12}$

*-D - add $\delta^{13}\text{C}$ of CO_2 to any analysis package (e.g., NG-2-D)

Bacterial Gas Characterization

BG-1 - Full GC composition, $\delta^{13}\text{C}$ of CH_4 and CO_2 & δD of CH_4

BG-2 - BG-1 plus ^{14}C of CH_4

BG-3 - BG-2 plus ^3H of CH_4

Dissolved Gas

DGS - Dissolved gas screening, quantification of dissolved CH_4 , C_2H_6 , C_3H_8

DG-1 - Full Dissolved Gas GC, $\delta^{13}\text{C}$ & δD of CH_4

DG-2 - DG-1 plus $\delta^{13}\text{C}$ of C_2H_6 and C_3H_8

Mud Gas / Headspace Gas

MG-1 - Basic GC, $\delta^{13}\text{C}$ of CH_4 via GC-C-IRMS

MG-2 - MG-1 plus $\delta^{13}\text{C}$ of C_2H_6 and C_3H_8 via GC-C-IRMS

Water Isotope Analyses

RAG - Radiocarbon analysis of groundwater - $\delta^{13}\text{C}$ and ^{14}C of dissolved inorganic carbon (DIC)

SIW - Stable isotopes package - δD and $\delta^{18}\text{O}$ of water and $\delta^{13}\text{C}$ of DIC

TDC - Tritium of water by liquid scintillation counter (LSC), detection limit of 10-15 TU

TEE - Tritium of water with electrolytic enrichment by LSC, detection limit of <1TU

Water Chemistry Analyses

WAB - Basic Suite - (Na^+ , K^+ , Mg^{2+} , Ca^{2+}) + (SO_4^{2-} , Cl^-), alkalinity, pH, conductivity, density

WAE - Environmental Suite - WAB + (Ba^{2+} , Sr^{2+} , $\text{Fe}^{2+,3+}$, Mn^{2+}) + (F^- , Br^- , NO_3^- , PO_4^{3-})

WAO - Oilfield Suite - WAB + (Ba^{2+} , Sr^{2+} , $\text{Fe}^{2+,3+}$, Mn^{2+} , Li^+ , B^{3+}) + (Br^-)

Lab #: 965215

Job #: 62256

Sample Name: Cottages

Company: Environmental Resources Management (ERM)

Container: IsoFlask

Field/Site Name: Westlake

Location: Sulphur, LA

Date Sampled: 04/23/2025 13:30

Date Received: 04/28/2025

Date Reported: 05/16/2025

Component	Chemical mol%	$\delta^{13}\text{C}$ ‰	δD ‰	$\delta^{18}\text{O}$ ‰	Dissolved gas cc/L	Dissolved gas mg/L
Carbon Monoxide	nd					
Helium	na					
Hydrogen	nd					
Argon	1.50					
Oxygen	11.60					
Nitrogen	72.81					
Carbon Dioxide	13.36					
Methane	0.735	-76.9			0.22	0.15
Ethane	nd				<0.0002	<0.0003
Ethylene	nd					
Propane	nd				<0.0002	<0.0004
Propylene	nd					
Iso-butane	nd					
N-butane	nd					
Iso-pentane	nd					
N-pentane	nd					
Hexanes +	nd					

Remarks:

Analysis is of gas extracted from water by headspace equilibration. Analysis has been corrected for helium added to create headspace. Helium dilution factor = 0.87

*Addition of helium negates the ability to detect native helium and may negate the ability to detect hydrogen.

Insufficient methane concentration for δD analysis.

Methane carbon isotope data obtained online via GC-C-IRMS.

Lab #: 965216

Job #: 62256

Sample Name: LDNR-14

Company: Environmental Resources Management (ERM)

Container: IsoFlask

Field/Site Name: Westlake

Location: Sulphur, LA

Date Sampled: 04/23/2025 09:30

Date Received: 04/28/2025

Date Reported: 05/16/2025

Component	Chemical mol%	$\delta^{13}\text{C}$ ‰	δD ‰	$\delta^{18}\text{O}$ ‰	Dissolved gas cc/L	Dissolved gas mg/L
Carbon Monoxide	nd					
Helium	na					
Hydrogen	nd					
Argon	1.56					
Oxygen	25.18					
Nitrogen	71.21					
Carbon Dioxide	1.76					
Methane	0.287				0.062	0.041
Ethane	0.0011				0.0003	0.0003
Ethylene	nd					
Propane	nd				<0.0001	<0.0003
Propylene	nd					
Iso-butane	nd					
N-butane	nd					
Iso-pentane	nd					
N-pentane	nd					
Hexanes +	nd					

Remarks:

Analysis is of gas extracted from water by headspace equilibration. Analysis has been corrected for helium added to create headspace. Helium dilution factor = 0.85

*Addition of helium negates the ability to detect native helium and may negate the ability to detect hydrogen.

Insufficient methane concentration for isotopic analysis.

Lab #: 965217

Job #: 62256

Sample Name: LDNR-13

Company: Environmental Resources Management (ERM)

Container: IsoFlask

Field/Site Name: Westlake

Location: Sulphur, LA

Date Sampled: 04/23/2025 09:50

Date Received: 04/28/2025

Date Reported: 05/16/2025

Component	Chemical mol%	$\delta^{13}\text{C}$ ‰	δD ‰	$\delta^{18}\text{O}$ ‰	Dissolved gas cc/L	Dissolved gas mg/L
Carbon Monoxide	nd					
Helium	na					
Hydrogen	nd					
Argon	1.98					
Oxygen	0.55					
Nitrogen	88.41					
Carbon Dioxide	7.54					
Methane	1.52	-59.5			0.24	0.16
Ethane	0.0009				0.0002	0.0002
Ethylene	nd					
Propane	nd				<0.0001	<0.0003
Propylene	nd					
Iso-butane	nd					
N-butane	nd					
Iso-pentane	nd					
N-pentane	nd					
Hexanes +	nd					

Remarks:

Analysis is of gas extracted from water by headspace equilibration. Analysis has been corrected for helium added to create headspace. Helium dilution factor = 0.89

*Addition of helium negates the ability to detect native helium and may negate the ability to detect hydrogen.

Insufficient methane concentration for δD analysis.

Methane carbon isotope data obtained online via GC-C-IRMS.

Lab #: 965218

Job #: 62256

Sample Name: LDNR-25

Company: Environmental Resources Management (ERM)

Container: IsoFlask

Field/Site Name: Westlake

Location: Sulphur, LA

Date Sampled: 04/23/2025 09:10

Date Received: 04/28/2025

Date Reported: 05/16/2025

Component	Chemical mol%	$\delta^{13}\text{C}$ ‰	δD ‰	$\delta^{18}\text{O}$ ‰	Dissolved gas cc/L	Dissolved gas mg/L
Carbon Monoxide	nd					
Helium	na					
Hydrogen	nd					
Argon	1.48					
Oxygen	25.60					
Nitrogen	71.19					
Carbon Dioxide	1.44					
Methane	0.283				0.065	0.043
Ethane	0.0031				0.00077	0.00097
Ethylene	nd					
Propane	0.0009				0.0002	0.0004
Propylene	nd					
Iso-butane	nd					
N-butane	nd					
Iso-pentane	nd					
N-pentane	nd					
Hexanes +	nd					

Remarks:

Analysis is of gas extracted from water by headspace equilibration. Analysis has been corrected for helium added to create headspace. Helium dilution factor = 0.83

*Addition of helium negates the ability to detect native helium and may negate the ability to detect hydrogen.

Insufficient methane concentration for isotopic analysis.

Lab #: 965219

Job #: 62256

Sample Name: PPG-7B-BS

Company: Environmental Resources Management (ERM)

Container: IsoFlask

Field/Site Name: Westlake

Location: Sulphur, LA

Date Sampled: 04/23/2025 15:00

Date Received: 04/28/2025

Date Reported: 05/16/2025

Component	Chemical mol%	$\delta^{13}\text{C}$ ‰	δD ‰	$\delta^{18}\text{O}$ ‰	Dissolved gas cc/L	Dissolved gas mg/L
Carbon Monoxide	nd					
Helium	na					
Hydrogen	nd					
Argon	1.07					
Oxygen	1.86					
Nitrogen	46.89					
Carbon Dioxide	3.09					
Methane	47.06	-42.34	-145.9		6.3	4.2
Ethane	0.0279				0.0041	0.0052
Ethylene	nd					
Propane	nd				<0.0001	<0.0002
Propylene	nd					
Iso-butane	nd					
N-butane	nd					
Iso-pentane	nd					
N-pentane	nd					
Hexanes +	nd					

Remarks:

Analysis is of gas extracted from water by headspace equilibration. Analysis has been corrected for helium added to create headspace. Helium dilution factor = 0.89

*Addition of helium negates the ability to detect native helium and may negate the ability to detect hydrogen.

Lab #: 965220

Job #: 62256

Sample Name: 019-580

Company: Environmental Resources Management (ERM)

Container: IsoFlask

Field/Site Name: Westlake

Location: Sulphur, LA

Date Sampled: 04/24/2025 12:15

Date Received: 04/28/2025

Date Reported: 05/16/2025

Component	Chemical mol%	$\delta^{13}\text{C}$ ‰	δD ‰	$\delta^{18}\text{O}$ ‰	Dissolved gas cc/L	Dissolved gas mg/L
Carbon Monoxide	nd					
Helium	na					
Hydrogen	nd					
Argon	1.47					
Oxygen	9.00					
Nitrogen	80.74					
Carbon Dioxide	8.76					
Methane	0.0358				0.013	0.0084
Ethane	0.0006				0.0002	0.0003
Ethylene	nd					
Propane	nd				<0.0002	<0.0003
Propylene	nd					
Iso-butane	nd					
N-butane	nd					
Iso-pentane	nd					
N-pentane	nd					
Hexanes +	nd					

Remarks:

Analysis is of gas extracted from water by headspace equilibration. Analysis has been corrected for helium added to create headspace. Helium dilution factor = 0.79

*Addition of helium negates the ability to detect native helium and may negate the ability to detect hydrogen.

Insufficient methane concentration for isotopic analysis.

Lab #: 965221

Job #: 62256

Sample Name: 019-995

Company: Environmental Resources Management (ERM)

Container: IsoFlask

Field/Site Name: Westlake

Location: Sulphur, LA

Date Sampled: 04/24/2025 12:30

Date Received: 04/28/2025

Date Reported: 05/16/2025

Component	Chemical mol%	$\delta^{13}\text{C}$ ‰	δD ‰	$\delta^{18}\text{O}$ ‰	Dissolved gas cc/L	Dissolved gas mg/L
Carbon Monoxide	nd					
Helium	na					
Hydrogen	nd					
Argon	1.72					
Oxygen	5.14					
Nitrogen	80.63					
Carbon Dioxide	12.39					
Methane	0.118				0.028	0.018
Ethane	nd				<0.0002	<0.0002
Ethylene	nd					
Propane	nd				<0.0002	<0.0003
Propylene	nd					
Iso-butane	nd					
N-butane	nd					
Iso-pentane	nd					
N-pentane	nd					
Hexanes +	nd					

Remarks:

Analysis is of gas extracted from water by headspace equilibration. Analysis has been corrected for helium added to create headspace. Helium dilution factor = 0.86

*Addition of helium negates the ability to detect native helium and may negate the ability to detect hydrogen.

Insufficient methane concentration for isotopic analysis.

ISOTECH

a Stratum Reservoir brand

www.isotechlabs.com

Address: 1308 Parkland Court Champaign, IL 61821-1826 Phone: 217-398-3490

SEND DATA TO:

Name: Scott Himes
 Company: ERM
 Address: 840 W. Sam Houston Pkwy., Ste 6
 City/State: Houston Tx 77024
 Phone: 281-600-1000
 Email: Scott.himes@erm.com

SEND INVOICE TO: (if different from SEND DATA TO:)

Name: _____
 Company: _____
 Address: _____
 City/State: _____
 Phone: _____
 Email: _____

SAME

Project: <u>Westlake</u>	Purchase Order #: <u>0777906</u>
Location: <u>Sulphur, La</u>	Sampled By: <u>David Sanghine #1</u>

Select One: Standard Priority Rush

Container Number	Sample Identification	Date Sampled	Time	Analyses Requested	Comments	
1	Cottages	4/23/25	1330	DG-1		
	LDNR-14		0930		✓	
	LDNR-13		0950		✓	
	LDNR-25		0910		✓	
	PPG-7B-B5	4/23/25	1500		✓	
	O19-580	4/24/25	1215		✓	
	O19-995	4/24/25	1230	✓		

Chain-of-Custody Record

Signature	Company	Date	Time
Relinquished by <u>Aaron Martinez</u>	<u>ERM</u>	<u>4/24/25</u>	<u>1500</u>
Received by <u>Brody Tuggle / SR Isotech</u>		<u>4/28/25</u>	<u>1230</u>
Relinquished by			
Received by			
Relinquished by			
Received by			

ISOTECH

a Stratum Reservoir brand

© 2021 Stratum Reservoir. All rights reserved. Stratum products and services are subject to the Company's standard terms and conditions, available on request or at isotechlabs.com. For more information contact an authorized Stratum representative. Unless noted otherwise, trademarks and service marks herein are the property of Stratum and may be registered in the United States and/or other countries. Stratum products named herein may be protected by one or more U.S. and/or foreign patents. For more information, contact info@isotechlabs.com. Specifications are subject to change without notice. Stratum sells its products and services in accordance with the terms and conditions set forth in the applicable contract between Stratum and the client.

Lab #: 965518

Job #: 62277

Sample Name: 019-1055

Company: Environmental Resources Management (ERM)

Container: IsoFlask

Field/Site Name: Sulphur Dome

Location: Sulphur, LA

Date Sampled: 04/29/2025 11:55

Date Received: 05/01/2025

Date Reported: 05/12/2025

Component	Chemical mol%	$\delta^{13}\text{C}$ ‰	δD ‰	$\delta^{18}\text{O}$ ‰	Dissolved gas cc/L	Dissolved gas mg/L
Carbon Monoxide	nd					
Helium	na					
Hydrogen	nd					
Argon	1.69					
Oxygen	2.69					
Nitrogen	82.75					
Carbon Dioxide	12.51					
Methane	0.355	-46.9			0.085	0.057
Ethane	0.0026				0.00068	0.00085
Ethylene	nd					
Propane	nd				<0.0002	<0.0003
Propylene	nd					
Iso-butane	nd					
N-butane	nd					
Iso-pentane	nd					
N-pentane	nd					
Hexanes +	0.0007					

Remarks:

Analysis is of gas extracted from water by headspace equilibration. Analysis has been corrected for helium added to create headspace. Helium dilution factor = 0.85

*Addition of helium negates the ability to detect native helium and may negate the ability to detect hydrogen.

Insufficient methane concentration for δD analysis.

Methane carbon isotope data obtained online via GC-C-IRMS.

Address: 1308 Parkland Court Champaign, IL 61821-1826 Phone: 217-398-3490

SEND DATA TO:

Name: Scott Himes
Company: ERM
Address: 840 W Sam Houston Pkwy N
City/State: Ste. 600 Houston, TX 77024
Phone: 281-600-1000
Email: scott.himes@erm.com

SEND INVOICE TO: (if different from SEND DATA TO:)

Name: _____
Company: _____
Address: _____
City/State: _____
Phone: _____
Email: _____

Project: 0777906
Location: Sulphur Dome

Purchase Order #: _____
Sampled By: Taylor Brown

Select One: Standard Priority Rush

Sample Description

Container Number	Sample Identification	Date Sampled	Time	Analyses Requested		Comments
1	019-1055	4/29/25	11:55	X		

Chain-of-Custody Record

	Signature	Company	Date	Time
Relinquished by	<u>Taylor Brown</u>	<u>ERM</u>	<u>4/30/25</u>	<u>10:00</u>
Received by	<u>Brody Tuggle / SR Isotech</u>		<u>5/1/25</u>	<u>1015</u>
Relinquished by				
Received by				
Relinquished by				
Received by				

Lab #: 968260

Job #: 62475

Sample Name: MW-1-700

Company: Environmental Resources Management (ERM)

Container: IsoFlask

Field/Site Name: Westlake

Location: Sulphur Dome

Date Sampled: 05/13/2025 09:40

Date Received: 05/19/2025

Date Reported: 06/09/2025

Component	Chemical mol%	$\delta^{13}\text{C}$ ‰	δD ‰	$\delta^{18}\text{O}$ ‰	Dissolved gas cc/L	Dissolved gas mg/L
Carbon Monoxide	nd					
Helium	na					
Hydrogen	nd					
Argon	1.19					
Oxygen	6.27					
Nitrogen	64.04					
Carbon Dioxide	0.023					
Methane	28.47	-84.07	-284.5		12	7.8
Ethane	0.0024				0.0011	0.0013
Ethylene	nd					
Propane	0.0007				0.0003	0.0005
Propylene	nd					
Iso-butane	0.0016					
N-butane	0.0006					
Iso-pentane	nd					
N-pentane	nd					
Hexanes +	0.0021					

Remarks:

Analysis is of gas extracted from water by headspace equilibration. Analysis has been corrected for helium added to create headspace. Helium dilution factor = 0.75

*Addition of helium negates the ability to detect native helium and may negate the ability to detect hydrogen.

Lab #: 968261

Job #: 62475

Sample Name: MW-1-500

Company: Environmental Resources Management (ERM)

Container: IsoFlask

Field/Site Name: Westlake

Location: Sulphur Dome

Date Sampled: 05/13/2025 11:40

Date Received: 05/19/2025

Date Reported: 06/09/2025

Component	Chemical mol%	$\delta^{13}\text{C}$ ‰	δD ‰	$\delta^{18}\text{O}$ ‰	Dissolved gas cc/L	Dissolved gas mg/L
Carbon Monoxide	nd					
Helium	na					
Hydrogen	nd					
Argon	0.961					
Oxygen	10.66					
Nitrogen	58.96					
Carbon Dioxide	0.16					
Methane	29.26	-64.76	-301.2		18	12
Ethane	nd				<0.0002	<0.0002
Ethylene	nd					
Propane	nd				<0.0002	<0.0003
Propylene	nd					
Iso-butane	nd					
N-butane	nd					
Iso-pentane	nd					
N-pentane	nd					
Hexanes +	0.0005					

Remarks:

Analysis is of gas extracted from water by headspace equilibration. Analysis has been corrected for helium added to create headspace. Helium dilution factor = 0.59

*Addition of helium negates the ability to detect native helium and may negate the ability to detect hydrogen.

Lab #: 968262

Job #: 62475

Sample Name: MW-1-200

Company: Environmental Resources Management (ERM)

Container: IsoFlask

Field/Site Name: Westlake

Location: Sulphur Dome

Date Sampled: 05/13/2025 12:40

Date Received: 05/19/2025

Date Reported: 06/09/2025

Component	Chemical mol%	$\delta^{13}\text{C}$ ‰	δD ‰	$\delta^{18}\text{O}$ ‰	Dissolved gas cc/L	Dissolved gas mg/L
Carbon Monoxide	nd					
Helium	na					
Hydrogen	nd					
Argon	0.348					
Oxygen	1.68					
Nitrogen	15.38					
Carbon Dioxide	0.19					
Methane	82.37	-56.75	-192.3		84	56
Ethane	0.0320				0.035	0.044
Ethylene	nd					
Propane	nd				<0.0002	<0.0003
Propylene	nd					
Iso-butane	nd					
N-butane	nd					
Iso-pentane	nd					
N-pentane	nd					
Hexanes +	0.0002					

Remarks:

Analysis is of gas extracted from water by headspace equilibration. Analysis has been corrected for helium added to create headspace. Helium dilution factor = 0.43

*Addition of helium negates the ability to detect native helium and may negate the ability to detect hydrogen.

Lab #: 968263

Job #: 62475

Sample Name: 019-1055

Company: Environmental Resources Management (ERM)

Container: IsoFlask

Field/Site Name: Westlake

Location: Sulphur Dome

Date Sampled: 05/13/2025 13:50

Date Received: 05/19/2025

Date Reported: 06/09/2025

Component	Chemical mol%	$\delta^{13}\text{C}$ ‰	δD ‰	$\delta^{18}\text{O}$ ‰	Dissolved gas cc/L	Dissolved gas mg/L
Carbon Monoxide	nd					
Helium	na					
Hydrogen	nd					
Argon	1.59					
Oxygen	6.04					
Nitrogen	80.10					
Carbon Dioxide	11.92					
Methane	0.341	-53.0			0.099	0.066
Ethane	0.0017				0.00051	0.00064
Ethylene	nd					
Propane	nd				<0.0002	<0.0003
Propylene	nd					
Iso-butane	nd					
N-butane	nd					
Iso-pentane	nd					
N-pentane	nd					
Hexanes +	0.0008					

Remarks:

Analysis is of gas extracted from water by headspace equilibration. Analysis has been corrected for helium added to create headspace. Helium dilution factor = 0.84

*Addition of helium negates the ability to detect native helium and may negate the ability to detect hydrogen.

Methane carbon isotope data obtained online via GC-C-IRMS.

Insufficient methane concentration for δD analysis.

Lab #: 968264

Job #: 62475

Sample Name: Cottages

Company: Environmental Resources Management (ERM)

Container: IsoFlask

Field/Site Name: Westlake

Location: Sulphur Dome

Date Sampled: 05/13/2025 14:00

Date Received: 05/19/2025

Date Reported: 06/09/2025

Component	Chemical mol%	$\delta^{13}\text{C}$ ‰	δD ‰	$\delta^{18}\text{O}$ ‰	Dissolved gas cc/L	Dissolved gas mg/L
Carbon Monoxide	nd					
Helium	na					
Hydrogen	nd					
Argon	1.58					
Oxygen	7.01					
Nitrogen	75.97					
Carbon Dioxide	12.22					
Methane	3.22	-93.6	-273		0.83	0.55
Ethane	nd				<0.0002	<0.0002
Ethylene	nd					
Propane	nd				<0.0002	<0.0003
Propylene	nd					
Iso-butane	nd					
N-butane	nd					
Iso-pentane	nd					
N-pentane	nd					
Hexanes +	nd					

Remarks:

Analysis is of gas extracted from water by headspace equilibration. Analysis has been corrected for helium added to create headspace. Helium dilution factor = 0.86

*Addition of helium negates the ability to detect native helium and may negate the ability to detect hydrogen.

Methane isotopes obtained online via GC-C-IRMS/GC-P-IRMS.

Lab #: 968265

Job #: 62475

Sample Name: MW-3-500

Company: Environmental Resources Management (ERM)

Container: IsoFlask

Field/Site Name: Westlake

Location: Sulphur Dome

Date Sampled: 05/14/2025 09:10

Date Received: 05/19/2025

Date Reported: 06/09/2025

Component	Chemical mol%	$\delta^{13}\text{C}$ ‰	δD ‰	$\delta^{18}\text{O}$ ‰	Dissolved gas cc/L	Dissolved gas mg/L
Carbon Monoxide	nd					
Helium	na					
Hydrogen	nd					
Argon	0.884					
Oxygen	5.80					
Nitrogen	43.58					
Carbon Dioxide	nd					
Methane	49.21	-44.78	-149.6		20	13
Ethane	0.491				0.21	0.27
Ethylene	0.0019					
Propane	0.0172				0.0072	0.013
Propylene	nd					
Iso-butane	0.0127					
N-butane	0.0007					
Iso-pentane	nd					
N-pentane	nd					
Hexanes +	0.0080					

Remarks:

Analysis is of gas extracted from water by headspace equilibration. Analysis has been corrected for helium added to create headspace. Helium dilution factor = 0.77

*Addition of helium negates the ability to detect native helium and may negate the ability to detect hydrogen.

Lab #: 968266

Job #: 62475

Sample Name: GW-Dup-01

Company: Environmental Resources Management (ERM)

Container: IsoFlask

Field/Site Name: Westlake

Location: Sulphur Dome

Date Sampled: 05/14/2025

Date Received: 05/19/2025

Date Reported: 06/09/2025

Component	Chemical mol%	$\delta^{13}\text{C}$ ‰	δD ‰	$\delta^{18}\text{O}$ ‰	Dissolved gas cc/L	Dissolved gas mg/L
Carbon Monoxide	nd					
Helium	na					
Hydrogen	nd					
Argon	0.877					
Oxygen	4.12					
Nitrogen	38.82					
Carbon Dioxide	nd					
Methane	55.59	-44.73	-145.8		21	14
Ethane	0.555				0.22	0.28
Ethylene	0.0021					
Propane	0.0197				0.0076	0.014
Propylene	nd					
Iso-butane	0.0150					
N-butane	0.0009					
Iso-pentane	nd					
N-pentane	nd					
Hexanes +	0.0093					

Remarks:

Analysis is of gas extracted from water by headspace equilibration. Analysis has been corrected for helium added to create headspace. Helium dilution factor = 0.80

*Addition of helium negates the ability to detect native helium and may negate the ability to detect hydrogen.

Lab #: 968267

Job #: 62475

Sample Name: MW-3-200

Company: Environmental Resources Management (ERM)

Container: IsoFlask

Field/Site Name: Westlake

Location: Sulphur Dome

Date Sampled: 05/14/2025 12:05

Date Received: 05/19/2025

Date Reported: 06/09/2025

Component	Chemical mol%	$\delta^{13}\text{C}$ ‰	δD ‰	$\delta^{18}\text{O}$ ‰	Dissolved gas cc/L	Dissolved gas mg/L
Carbon Monoxide	nd					
Helium	na					
Hydrogen	nd					
Argon	0.491					
Oxygen	5.16					
Nitrogen	29.82					
Carbon Dioxide	nd					
Methane	64.48	-46.85	-182.3		38	25
Ethane	0.0395				0.025	0.031
Ethylene	nd					
Propane	0.0003				0.0002	0.0003
Propylene	nd					
Iso-butane	nd					
N-butane	nd					
Iso-pentane	nd					
N-pentane	nd					
Hexanes +	nd					

Remarks:

Analysis is of gas extracted from water by headspace equilibration. Analysis has been corrected for helium added to create headspace. Helium dilution factor = 0.64

*Addition of helium negates the ability to detect native helium and may negate the ability to detect hydrogen.

Lab #: 968268

Job #: 62475

Sample Name: MW-3-700

Company: Environmental Resources Management (ERM)

Container: IsoFlask

Field/Site Name: Westlake

Location: Sulphur Dome

Date Sampled: 05/14/2025 14:00

Date Received: 05/19/2025

Date Reported: 06/09/2025

Component	Chemical mol%	$\delta^{13}\text{C}$ ‰	δD ‰	$\delta^{18}\text{O}$ ‰	Dissolved gas cc/L	Dissolved gas mg/L
Carbon Monoxide	nd					
Helium	na					
Hydrogen	nd					
Argon	1.01					
Oxygen	13.48					
Nitrogen	69.57					
Carbon Dioxide	nd					
Methane	15.92	-62.73	-269.4		12	7.9
Ethane	0.0151				0.012	0.015
Ethylene	nd					
Propane	0.0012				0.00087	0.0016
Propylene	nd					
Iso-butane	nd					
N-butane	nd					
Iso-pentane	nd					
N-pentane	nd					
Hexanes +	nd					

Remarks:

Analysis is of gas extracted from water by headspace equilibration. Analysis has been corrected for helium added to create headspace. Helium dilution factor = 0.57

*Addition of helium negates the ability to detect native helium and may negate the ability to detect hydrogen.

ISOTECH

a Stratum Reservoir brand

www.isotechlabs.com

Address: 1308 Parkland Court Champaign, IL 61821-1826 Phone: 217-398-3490

SEND DATA TO:

Name: Scott Himes
 Company: ERM
 Address: 840 W Sam Houston Pkwy N#600
 City/State: Houston, Tx
 Phone: 281-600-1000
 Email: Scott.Himes@ERM.com

SEND INVOICE TO: (if different from SEND DATA TO:)

Name: _____
 Company: _____
 Address: SAME
 City/State: _____
 Phone: _____
 Email: _____

Project: Westlake
 Location: Sulphur Dome

Purchase Order #: 0777906
 Sampled By: David Sanguinetti

Select One: Standard Priority Rush

Sample Description				Analyses Requested			Comments
Container Number	Sample Identification	Date Sampled	Time	AG-1			
1	MW-1-700	5/13/25	0940	X			
1	MW-1-500	↓	1140				
1	MW-1-200		1240				
1	019-1055		1350				
1	Cottages		1400				
1	DFB-051325		1250				
1	MW-2-500	5/14/25	0910				
1	MW-2-DUP-d	5/14/25	9999				
1	MW-2-700	5/14/25	1205				
1	MW-2-700	5/14/25	1400				

Chain-of-Custody Record

Signature	Company	Date	Time
Relinquished by: <u>[Signature]</u>	ERM	5/16/25	1000
Received by: <u>Dustin Barding/SR Isotech</u>		5-19-25	10:00
Relinquished by:			
Received by:			
Relinquished by:			
Received by:			

ISOTECH

a Stratum Reservoir brand

© 2021 Stratum Reservoir. All rights reserved. Stratum products and services are subject to the Company's standard terms and conditions, available on request or at isotechlabs.com. For more information contact an authorized Stratum representative. Unless noted otherwise, trademarks and service marks herein are the property of Stratum and may be registered in the United States and/or other countries. Stratum products named herein may be protected by one or more U.S. and/or foreign patents. For more information, contact info@isotechlabs.com. Specifications are subject to change without notice. Stratum sells its products and services in accordance with the terms and conditions set forth in the applicable contract between Stratum and the client.

Lab #: 968269

Job #: 62476

Sample Name: MW-2-200

Company: Environmental Resources Management (ERM)

Container: IsoFlask

Field/Site Name: Sulphur Dome

Location: Sulphur, LA

Date Sampled: 05/15/2025 10:15

Date Received: 05/19/2025

Date Reported: 06/09/2025

Component	Chemical mol%	$\delta^{13}\text{C}$ ‰	δD ‰	$\delta^{18}\text{O}$ ‰	Dissolved gas cc/L	Dissolved gas mg/L
Carbon Monoxide	nd					
Helium	na					
Hydrogen	nd					
Argon	0.303					
Oxygen	2.37					
Nitrogen	13.50					
Carbon Dioxide	0.31					
Methane	83.47	-50.16	-181.9		75	50
Ethane	0.0512				0.049	0.062
Ethylene	nd					
Propane	0.0005				0.00050	0.00092
Propylene	nd					
Iso-butane	nd					
N-butane	nd					
Iso-pentane	nd					
N-pentane	nd					
Hexanes +	nd					

Remarks:

Analysis is of gas extracted from water by headspace equilibration. Analysis has been corrected for helium added to create headspace. Helium dilution factor = 0.50

*Addition of helium negates the ability to detect native helium and may negate the ability to detect hydrogen.

Lab #: 968270

Job #: 62476

Sample Name: MW-2-500

Company: Environmental Resources Management (ERM)

Container: IsoFlask

Field/Site Name: Sulphur Dome

Location: Sulphur, LA

Date Sampled: 05/15/2025 14:20

Date Received: 05/19/2025

Date Reported: 06/09/2025

Component	Chemical mol%	$\delta^{13}\text{C}$ ‰	δD ‰	$\delta^{18}\text{O}$ ‰	Dissolved gas cc/L	Dissolved gas mg/L
Carbon Monoxide	nd					
Helium	na					
Hydrogen	nd					
Argon	1.11					
Oxygen	5.01					
Nitrogen	54.88					
Carbon Dioxide	nd					
Methane	38.99	-74.79	-293.6		14	9.3
Ethane	0.0045				0.0017	0.0022
Ethylene	nd					
Propane	0.0007				0.0002	0.0004
Propylene	nd					
Iso-butane	0.0021					
N-butane	nd					
Iso-pentane	nd					
N-pentane	nd					
Hexanes +	nd					

Remarks:

Analysis is of gas extracted from water by headspace equilibration. Analysis has been corrected for helium added to create headspace. Helium dilution factor = 0.80

*Addition of helium negates the ability to detect native helium and may negate the ability to detect hydrogen.

Lab #: 968271

Job #: 62476

Sample Name: MW-2-700

Company: Environmental Resources Management (ERM)

Container: IsoFlask

Field/Site Name: Sulphur Dome

Location: Sulphur, LA

Date Sampled: 05/15/2025 08:20

Date Received: 05/19/2025

Date Reported: 06/09/2025

Component	Chemical mol%	$\delta^{13}\text{C}$ ‰	δD ‰	$\delta^{18}\text{O}$ ‰	Dissolved gas cc/L	Dissolved gas mg/L
Carbon Monoxide	nd					
Helium	na					
Hydrogen	nd					
Argon	1.14					
Oxygen	14.03					
Nitrogen	80.12					
Carbon Dioxide	nd					
Methane	4.70	-74.23	-252.7		3.6	2.4
Ethane	0.0021				0.0017	0.0022
Ethylene	0.0003					
Propane	0.0004				0.0003	0.0006
Propylene	nd					
Iso-butane	0.0005					
N-butane	nd					
Iso-pentane	nd					
N-pentane	nd					
Hexanes +	nd					

Remarks:

Analysis is of gas extracted from water by headspace equilibration. Analysis has been corrected for helium added to create headspace. Helium dilution factor = 0.55

*Addition of helium negates the ability to detect native helium and may negate the ability to detect hydrogen.

Lab #: 968272

Job #: 62476

Sample Name: 019-995

Company: Environmental Resources Management (ERM)

Container: IsoFlask

Field/Site Name: Sulphur Dome

Location: Sulphur, LA

Date Sampled: 05/15/2025 11:30

Date Received: 05/19/2025

Date Reported: 06/09/2025

Component	Chemical mol%	$\delta^{13}\text{C}$ ‰	δD ‰	$\delta^{18}\text{O}$ ‰	Dissolved gas cc/L	Dissolved gas mg/L
Carbon Monoxide	nd					
Helium	na					
Hydrogen	nd					
Argon	1.75					
Oxygen	3.79					
Nitrogen	83.49					
Carbon Dioxide	10.56					
Methane	0.412	-63.9			0.10	0.067
Ethane	0.0012				0.00032	0.00040
Ethylene	nd					
Propane	nd				<0.0001	<0.0002
Propylene	nd					
Iso-butane	nd					
N-butane	nd					
Iso-pentane	nd					
N-pentane	nd					
Hexanes +	nd					

Remarks:

Analysis is of gas extracted from water by headspace equilibration. Analysis has been corrected for helium added to create headspace. Helium dilution factor = 0.82

*Addition of helium negates the ability to detect native helium and may negate the ability to detect hydrogen.

Insufficient methane concentration for δD analysis.

Methane carbon isotope data obtained online via GC-C-IRMS.

Lab #: 968273

Job #: 62476

Sample Name: 019-580

Company: Environmental Resources Management (ERM)

Container: IsoFlask

Field/Site Name: Sulphur Dome

Location: Sulphur, LA

Date Sampled: 05/15/2025 11:10

Date Received: 05/19/2025

Date Reported: 06/09/2025

Component	Chemical mol%	$\delta^{13}\text{C}$ ‰	δD ‰	$\delta^{18}\text{O}$ ‰	Dissolved gas cc/L	Dissolved gas mg/L
Carbon Monoxide	nd					
Helium	na					
Hydrogen	nd					
Argon	1.68					
Oxygen	4.80					
Nitrogen	81.53					
Carbon Dioxide	11.54					
Methane	0.438	-59.9			0.11	0.074
Ethane	0.0010				0.0003	0.0003
Ethylene	nd					
Propane	nd				<0.0002	<0.0003
Propylene	nd					
Iso-butane	nd					
N-butane	nd					
Iso-pentane	nd					
N-pentane	nd					
Hexanes +	nd					

Remarks:

Analysis is of gas extracted from water by headspace equilibration. Analysis has been corrected for helium added to create headspace. Helium dilution factor = 0.83

*Addition of helium negates the ability to detect native helium and may negate the ability to detect hydrogen.

Insufficient methane concentration for δD analysis.

Methane carbon isotope data obtained online via GC-C-IRMS.

ISOTECH

a Stratum Reservoir brand

www.isotechlabs.com

Address: 1308 Parkland Court Champaign, IL 61821-1826 Phone: 217-398-3490

SEND DATA TO:

Name: Scott Himes
 Company: ERM
 Address: 840 W. Sam Houston Pkwy N. #600
 City/State: Houston, Tx
 Phone: 281-600-1000
 Email: Scott.Himes@ERM.COM

SEND INVOICE TO: (if different from SEND DATA TO:)

Name: _____
 Company: _____
 Address: SAME
 City/State: _____
 Phone: _____
 Email: _____

Project: Sulphur Dome Purchase Order #: 0777906
 Location: Sulphur, LA Sampled By: David Sanguinetti

Select One: Standard Priority Rush

Sample Description				Analyses Requested		
Container Number	Sample Identification	Date Sampled	Time			Comments
2	MW-2-200	5/15/25	1015	PG-1		
2	MW-2-500		1420			
2	MW-2-700		0820			
2	019-995		1130			
2	019-580		1110			

Chain-of-Custody Record

Signature	Company	Date	Time
Relinquished by <u>Dustin Barding</u>	<u>ERM</u>	<u>5/16/25</u>	<u>1000</u>
Received by <u>Dustin Barding/SR Isotech</u>		<u>5-19-25</u>	<u>10:00</u>
Relinquished by			
Received by			
Relinquished by			
Received by			

ISOTECH

a Stratum Reservoir brand

© 2021 Stratum Reservoir. All rights reserved. Stratum products and services are subject to the Company's standard terms and conditions, available on request or at isotechlabs.com. For more information contact an authorized Stratum representative. Unless noted otherwise, trademarks and service marks herein are the property of Stratum and may be registered in the United States and/or other countries. Stratum products named herein may be protected by one or more U.S. and/or foreign patents. For more information, contact info@isotechlabs.com. Specifications are subject to change without notice. Stratum sells its products and services in accordance with the terms and conditions set forth in the applicable contract between Stratum and the client.

Lab #: 973256

Job #: 62861

Sample Name: MW-3-700

Company: Environmental Resources Management (ERM)

Container: IsoFlask

Field/Site Name: Sulphur Dome

Location: Sulphur, LA

Date Sampled: 06/17/2025 15:15

Date Received: 06/24/2025

Date Reported: 07/22/2025

Component	Chemical mol%	$\delta^{13}\text{C}$ ‰	δD ‰	$\delta^{18}\text{O}$ ‰	Dissolved gas cc/L	Dissolved gas mg/L
Carbon Monoxide	nd					
Helium	na					
Hydrogen	nd					
Argon	1.21					
Oxygen	6.97					
Nitrogen	56.52					
Carbon Dioxide	nd					
Methane	35.27	-63.20	-285.4		11	7.1
Ethane	0.0329				0.011	0.013
Ethylene	0.0006					
Propane	0.0029				0.00090	0.0016
Propylene	nd					
Iso-butane	nd					
N-butane	nd					
Iso-pentane	nd					
N-pentane	nd					
Hexanes +	nd					

Remarks:

Analysis is of gas extracted from water by headspace equilibration. Analysis has been corrected for helium added to create headspace. Helium dilution factor = 0.79

*Addition of helium negates the ability to detect native helium and may negate the ability to detect hydrogen.

Lab #: 973257

Job #: 62861

Sample Name: MW-3-200

Company: Environmental Resources Management (ERM)

Container: IsoFlask

Field/Site Name: Sulphur Dome

Location: Sulphur, LA

Date Sampled: 06/17/2025 13:15

Date Received: 06/24/2025

Date Reported: 07/22/2025

Component	Chemical mol%	$\delta^{13}\text{C}$ ‰	δD ‰	$\delta^{18}\text{O}$ ‰	Dissolved gas cc/L	Dissolved gas mg/L
Carbon Monoxide	nd					
Helium	na					
Hydrogen	nd					
Argon	0.477					
Oxygen	8.84					
Nitrogen	34.64					
Carbon Dioxide	0.091					
Methane	55.93	-46.88	-188.9		54	36
Ethane	0.0315				0.033	0.041
Ethylene	nd					
Propane	nd				<0.0002	<0.0003
Propylene	nd					
Iso-butane	nd					
N-butane	nd					
Iso-pentane	nd					
N-pentane	nd					
Hexanes +	nd					

Remarks:

Analysis is of gas extracted from water by headspace equilibration. Analysis has been corrected for helium added to create headspace. Helium dilution factor = 0.38

*Addition of helium negates the ability to detect native helium and may negate the ability to detect hydrogen.

Lab #: 973258

Job #: 62861

Sample Name: GW-DUP-01

Company: Environmental Resources Management (ERM)

Container: IsoFlask

Field/Site Name: Sulphur Dome

Location: Sulphur, LA

Date Sampled: 06/17/2025 00:00

Date Received: 06/24/2025

Date Reported: 07/22/2025

Component	Chemical mol%	$\delta^{13}\text{C}$ ‰	δD ‰	$\delta^{18}\text{O}$ ‰	Dissolved gas cc/L	Dissolved gas mg/L
Carbon Monoxide	nd					
Helium	na					
Hydrogen	nd					
Argon	0.897					
Oxygen	7.07					
Nitrogen	38.39					
Carbon Dioxide	nd					
Methane	53.06	-44.62	-153.6		20	14
Ethane	0.509				0.21	0.26
Ethylene	0.0020					
Propane	0.0174				0.0068	0.012
Propylene	nd					
Iso-butane	0.0127					
N-butane	0.0007					
Iso-pentane	nd					
N-pentane	nd					
Hexanes +	0.0352					

Remarks:

Analysis is of gas extracted from water by headspace equilibration. Analysis has been corrected for helium added to create headspace. Helium dilution factor = 0.79

*Addition of helium negates the ability to detect native helium and may negate the ability to detect hydrogen.

Lab #: 973259

Job #: 62861

Sample Name: MW-3-500

Company: Environmental Resources Management (ERM)

Container: IsoFlask

Field/Site Name: Sulphur Dome

Location: Sulphur, LA

Date Sampled: 06/17/2025 10:00

Date Received: 06/24/2025

Date Reported: 07/22/2025

Component	Chemical mol%	$\delta^{13}\text{C}$ ‰	δD ‰	$\delta^{18}\text{O}$ ‰	Dissolved gas cc/L	Dissolved gas mg/L
Carbon Monoxide	nd					
Helium	na					
Hydrogen	nd					
Argon	0.892					
Oxygen	6.48					
Nitrogen	38.46					
Carbon Dioxide	nd					
Methane	53.59	-44.71	-157.4		21	14
Ethane	0.514				0.21	0.26
Ethylene	0.0020					
Propane	0.0177				0.0069	0.013
Propylene	nd					
Iso-butane	0.0127					
N-butane	0.0007					
Iso-pentane	nd					
N-pentane	nd					
Hexanes +	0.0351					

Remarks:

Analysis is of gas extracted from water by headspace equilibration. Analysis has been corrected for helium added to create headspace. Helium dilution factor = 0.77

*Addition of helium negates the ability to detect native helium and may negate the ability to detect hydrogen.

Lab #: 973260

Job #: 62861

Sample Name: MW-2-500

Company: Environmental Resources Management (ERM)

Container: IsoFlask

Field/Site Name: Sulphur Dome

Location: Sulphur, LA

Date Sampled: 06/18/2025 14:20

Date Received: 06/24/2025

Date Reported: 07/22/2025

Component	Chemical mol%	$\delta^{13}\text{C}$ ‰	δD ‰	$\delta^{18}\text{O}$ ‰	Dissolved gas cc/L	Dissolved gas mg/L
Carbon Monoxide	nd					
Helium	na					
Hydrogen	nd					
Argon	1.16					
Oxygen	5.57					
Nitrogen	52.17					
Carbon Dioxide	nd					
Methane	41.09	-75.41	-310.4		14	9.2
Ethane	0.0053				0.0019	0.0024
Ethylene	nd					
Propane	0.0007				0.0003	0.0005
Propylene	nd					
Iso-butane	0.0022					
N-butane	nd					
Iso-pentane	nd					
N-pentane	nd					
Hexanes +	nd					

Remarks:

Analysis is of gas extracted from water by headspace equilibration. Analysis has been corrected for helium added to create headspace. Helium dilution factor = 0.79

*Addition of helium negates the ability to detect native helium and may negate the ability to detect hydrogen.

Lab #: 973261

Job #: 62861

Sample Name: MW-2-200

Company: Environmental Resources Management (ERM)

Container: IsoFlask

Field/Site Name: Sulphur Dome

Location: Sulphur, LA

Date Sampled: 06/18/2025 12:15

Date Received: 06/24/2025

Date Reported: 07/22/2025

Component	Chemical mol%	$\delta^{13}\text{C}$ ‰	δD ‰	$\delta^{18}\text{O}$ ‰	Dissolved gas cc/L	Dissolved gas mg/L
Carbon Monoxide	nd					
Helium	na					
Hydrogen	nd					
Argon	0.411					
Oxygen	6.31					
Nitrogen	18.29					
Carbon Dioxide	0.17					
Methane	74.75	-50.08	-187.0		34	23
Ethane	0.0629				0.031	0.039
Ethylene	nd					
Propane	0.0008				0.00039	0.00071
Propylene	nd					
Iso-butane	nd					
N-butane	nd					
Iso-pentane	nd					
N-pentane	nd					
Hexanes +	nd					

Remarks:

Analysis is of gas extracted from water by headspace equilibration. Analysis has been corrected for helium added to create headspace. Helium dilution factor = 0.73

*Addition of helium negates the ability to detect native helium and may negate the ability to detect hydrogen.

Lab #: 973262

Job #: 62861

Sample Name: 019-1603

Company: Environmental Resources Management (ERM)

Container: IsoFlask

Field/Site Name: Sulphur Dome

Location: Sulphur, LA

Date Sampled: 06/18/2025 10:00

Date Received: 06/24/2025

Date Reported: 07/22/2025

Component	Chemical mol%	$\delta^{13}\text{C}$ ‰	δD ‰	$\delta^{18}\text{O}$ ‰	Dissolved gas cc/L	Dissolved gas mg/L
Carbon Monoxide	nd					
Helium	na					
Hydrogen	nd					
Argon	1.55					
Oxygen	8.43					
Nitrogen	78.41					
Carbon Dioxide	10.99					
Methane	0.623	-54.4			0.17	0.12
Ethane	0.0039				0.0012	0.0014
Ethylene	nd					
Propane	nd				<0.0002	<0.0003
Propylene	nd					
Iso-butane	nd					
N-butane	nd					
Iso-pentane	nd					
N-pentane	nd					
Hexanes +	0.0008					

Remarks:

Analysis is of gas extracted from water by headspace equilibration. Analysis has been corrected for helium added to create headspace. Helium dilution factor = 0.83

*Addition of helium negates the ability to detect native helium and may negate the ability to detect hydrogen.

Insufficient methane concentration for δD analysis.

Methane carbon isotope data obtained online via GC-C-IRMS.

Lab #: 973263

Job #: 62861

Sample Name: Cottages

Company: Environmental Resources Management (ERM)

Container: IsoFlask

Field/Site Name: Sulphur Dome

Location: Sulphur, LA

Date Sampled: 06/18/2025 10:30

Date Received: 06/24/2025

Date Reported: 07/22/2025

Component	Chemical mol%	$\delta^{13}\text{C}$ ‰	δD ‰	$\delta^{18}\text{O}$ ‰	Dissolved gas cc/L	Dissolved gas mg/L
Carbon Monoxide	nd					
Helium	na					
Hydrogen	nd					
Argon	1.68					
Oxygen	5.71					
Nitrogen	78.97					
Carbon Dioxide	11.15					
Methane	2.48	-89.0	-242		0.60	0.40
Ethane	nd				<0.0002	<0.0002
Ethylene	nd					
Propane	nd				<0.0002	<0.0003
Propylene	nd					
Iso-butane	nd					
N-butane	nd					
Iso-pentane	nd					
N-pentane	nd					
Hexanes +	nd					

Remarks:

Analysis is of gas extracted from water by headspace equilibration. Analysis has been corrected for helium added to create headspace. Helium dilution factor = 0.84

*Addition of helium negates the ability to detect native helium and may negate the ability to detect hydrogen.

Methane isotopes obtained online via GC-C-IRMS/GC-P-IRMS.

Lab #: 973264

Job #: 62861

Sample Name: MW-2-700

Company: Environmental Resources Management (ERM)

Container: IsoFlask

Field/Site Name: Sulphur Dome

Location: Sulphur, LA

Date Sampled: 06/18/2025 16:00

Date Received: 06/24/2025

Date Reported: 07/22/2025

Component	Chemical mol%	$\delta^{13}\text{C}$ ‰	δD ‰	$\delta^{18}\text{O}$ ‰	Dissolved gas cc/L	Dissolved gas mg/L
Carbon Monoxide	nd					
Helium	na					
Hydrogen	nd					
Argon	1.64					
Oxygen	6.60					
Nitrogen	76.31					
Carbon Dioxide	nd					
Methane	15.45	-78.46	-271.6		3.9	2.6
Ethane	0.0046				0.0013	0.0016
Ethylene	0.0007					
Propane	0.0011				0.0003	0.0005
Propylene	nd					
Iso-butane	0.0016					
N-butane	nd					
Iso-pentane	nd					
N-pentane	nd					
Hexanes +	nd					

Remarks:

Analysis is of gas extracted from water by headspace equilibration. Analysis has been corrected for helium added to create headspace. Helium dilution factor = 0.83

*Addition of helium negates the ability to detect native helium and may negate the ability to detect hydrogen.

Lab #: 973265

Job #: 62861

Sample Name: MW-1-500

Company: Environmental Resources Management (ERM)

Container: IsoFlask

Field/Site Name: Sulphur Dome

Location: Sulphur, LA

Date Sampled: 06/19/2025 10:30

Date Received: 06/24/2025

Date Reported: 07/22/2025

Component	Chemical mol%	$\delta^{13}\text{C}$ ‰	δD ‰	$\delta^{18}\text{O}$ ‰	Dissolved gas cc/L	Dissolved gas mg/L
Carbon Monoxide	nd					
Helium	na					
Hydrogen	nd					
Argon	1.05					
Oxygen	5.63					
Nitrogen	44.01					
Carbon Dioxide	0.26					
Methane	49.04	-63.65	-307.5		20	13
Ethane	0.0005				0.0002	0.0003
Ethylene	nd					
Propane	nd				<0.0002	<0.0003
Propylene	nd					
Iso-butane	nd					
N-butane	nd					
Iso-pentane	nd					
N-pentane	nd					
Hexanes +	0.0012					

Remarks:

Analysis is of gas extracted from water by headspace equilibration. Analysis has been corrected for helium added to create headspace. Helium dilution factor = 0.74

*Addition of helium negates the ability to detect native helium and may negate the ability to detect hydrogen.

Lab #: 973266

Job #: 62861

Sample Name: MW-1-700

Company: Environmental Resources Management (ERM)

Container: IsoFlask

Field/Site Name: Sulphur Dome

Location: Sulphur, LA

Date Sampled: 06/19/2025 08:45

Date Received: 06/24/2025

Date Reported: 07/22/2025

Component	Chemical mol%	$\delta^{13}\text{C}$ ‰	δD ‰	$\delta^{18}\text{O}$ ‰	Dissolved gas cc/L	Dissolved gas mg/L
Carbon Monoxide	nd					
Helium	na					
Hydrogen	nd					
Argon	1.29					
Oxygen	5.35					
Nitrogen	61.45					
Carbon Dioxide	0.054					
Methane	31.85	-81.69	-295.4		13	8.6
Ethane	0.0023				0.0010	0.0013
Ethylene	nd					
Propane	nd				<0.0001	<0.0003
Propylene	nd					
Iso-butane	0.0014					
N-butane	nd					
Iso-pentane	nd					
N-pentane	nd					
Hexanes +	nd					

Remarks:

Analysis is of gas extracted from water by headspace equilibration. Analysis has been corrected for helium added to create headspace. Helium dilution factor = 0.72

*Addition of helium negates the ability to detect native helium and may negate the ability to detect hydrogen.

Lab #: 973267

Job #: 62861

Sample Name: MW-1-200

Company: Environmental Resources Management (ERM)

Container: IsoFlask

Field/Site Name: Sulphur Dome

Location: Sulphur, LA

Date Sampled: 06/19/2025 12:00

Date Received: 06/24/2025

Date Reported: 07/22/2025

Component	Chemical mol%	$\delta^{13}\text{C}$ ‰	δD ‰	$\delta^{18}\text{O}$ ‰	Dissolved gas cc/L	Dissolved gas mg/L
Carbon Monoxide	nd					
Helium	na					
Hydrogen	nd					
Argon	0.355					
Oxygen	2.14					
Nitrogen	15.83					
Carbon Dioxide	0.29					
Methane	81.35	-56.76	-200.4		88	59
Ethane	0.0316				0.037	0.046
Ethylene	nd					
Propane	0.0002				0.0002	0.0003
Propylene	nd					
Iso-butane	nd					
N-butane	nd					
Iso-pentane	nd					
N-pentane	nd					
Hexanes +	nd					

Remarks:

Analysis is of gas extracted from water by headspace equilibration. Analysis has been corrected for helium added to create headspace. Helium dilution factor = 0.37

*Addition of helium negates the ability to detect native helium and may negate the ability to detect hydrogen.

ISOTECH

a Stratum Reservoir brand

www.isotechlabs.com

Address: 1308 Parkland Court Champaign, IL 61821-1826 Phone: 217-398-3490

SEND DATA TO:

Name: Scott Himes
 Company: ERM
 Address: 840 W Sam Houston Pkwy N
 City/State: Ste. 6 Houston, TX 77024
 Phone: 281-600-1000
 Email: scott.himes@erm.com

SEND INVOICE TO: (if different from SEND DATA TO:)

Name: _____
 Company: _____
 Address: _____
 City/State: _____
 Phone: _____
 Email: _____

Project: Sulphur Dome
 Location: Sulphur, LA

Purchase Order #: 0777906
 Sampled By: TB

Select One: Standard Priority Rush

Sample Description				Analyses Requested			Comments
Container Number	Sample Identification	Date Sampled	Time				
	MW-3-700	6/17/25	15:15	DG-1			
	MW-3-200		13:15		X		
	GW-DUP-01		99:99		X		
	MW-3-500		10:00		X		
	MW-2-500	6/18/25	14:20		X		
	MW-2-200		12:15		X		
	D19-1603		10:00		X		
	Cottages		10:30		X		
	MW-2-700		16:00	X			

Chain-of-Custody Record

	Signature	Company	Date	Time
Relinquished by	<u>[Signature]</u>	<u>ERM</u>	<u>6/19/25</u>	<u>13:00</u>
Received by	<u>Brody Tuggle / SR Isotech</u>		<u>6/24/25</u>	<u>900</u>
Relinquished by				
Received by				
Relinquished by				
Received by				

ISOTECH

a Stratum Reservoir brand

© 2021 Stratum Reservoir. All rights reserved. Stratum products and services are subject to the Company's standard terms and conditions, available on request or at isotechlabs.com. For more information contact an authorized Stratum representative. Unless noted otherwise, trademarks and service marks herein are the property of Stratum and may be registered in the United States and/or other countries. Stratum products named herein may be protected by one or more U.S. and/or foreign patents. For more information, contact info@isotechlabs.com. Specifications are subject to change without notice. Stratum sells its products and services in accordance with the terms and conditions set forth in the applicable contract between Stratum and the client.

Address: 1308 Parkland Court Champaign, IL 61821-1826 Phone: 217-398-3490

SEND DATA TO:

Name: Scott Himes
 Company: ERM
 Address: 840 W Sam Houston Pkwy N
 City/State: Ste. 600 Houston, TX 77074
 Phone: 281-600-1000
 Email: scott.himes@erm.com

SEND INVOICE TO: (if different from SEND DATA TO:)

Name: _____
 Company: _____
 Address: _____
 City/State: _____
 Phone: _____
 Email: _____

Project: Sulphur Dome
 Location: Sulphur, LA

Purchase Order #: 0777906
 Sampled By: TB

Select One: Standard Priority Rush

Sample Description				Analyses Requested			Comments
Container Number	Sample Identification	Date Sampled	Time	DG-1			
1	MW-1-500	6/19/25	10:30	X			
	MW-1-200	↓	12:00	X			
	MW-1-700		8:45	X			

Chain-of-Custody Record			
Signature	Company	Date	Time
Relinquished by <u>Tyler Brown</u>	<u>ERM</u>	<u>6/19/25</u>	<u>13:00</u>
Received by <u>Brody Tuggle / SR Isotech</u>		<u>6/24/25</u>	<u>9:00</u>
Relinquished by			
Received by			
Relinquished by			
Received by			



ATTACHMENT 2: FIELD NOTES

Location Sulphur Dome Date 4/21/75
Project Client West Lake ~~0777906~~ 0777906

75°F Partly Cloudy

0915 ERM onsite filling out permit.

SW-Dup-02 / MS-LDNR-26 / MSD-LDNR-26

1130 ~~arriving~~ departing for LDNR-26

MS/MSD/MSD Filtered

temp °F	Cond ^{us/cm}	TDS ppm	ORP mV	PH
74.3	260.0	161.9	58	7.87

1250 depart LDNR-26

1320 Lunch

1420 back from lunch

LDNR-04 Sample time 1435 Filtered

temp °F	Cond ^{us/cm}	TDS ppm	ORP	PH
78.7	2009	1387	-109	6.79

~~Dup~~ Gas-Dup-01 / SW-Dup-01

LDNR-24 sample time 1520 Filtered

Temp °F	Cond	TDS	ORP	PH
80.7	1986	1370	108	7.40

~~1704~~ 1745 off-site

[Signature]

Location Sulphur Dome

Date 4/22/25

Project / Client West lake

69°F Foggy

0700 ERM onsite

0730 arrive at central Pond waiting,
for boat to arrive.

0830 air boat onsite

LDNR-08 sample time 0845

Temp °F	COND	TDS	ORP	pH
74.8	2090	1463	184	6.33

LDNR-07 sample time 0910

Temp °F	COND	TDS	ORP	pH
76.3	2002	1384	82	7.53

LDNR-23 sample time 0930

Temp °F	COND	TDS	ORP	pH
77.5	1988	1375	124	7.42

LDNR-06 sample time 1045

Temp °F	COND	TDS	ORP	pH
79.3	1975	1360	120	7.64

* MS-LDNR-06 / MSD-LDNR-06

LDNR-03 Sample time 1130
 Temp °F | Cond | TDS | ORP | pH
 81.1 | 1974 | 1356 | -36 | 7.48

LDNR-17 Sample time 1200
 Temp | Cond | TDS | ORP | pH
 74.3 | 1990 | 1380 | -10 | 7.72

ISO bag + tedlar @ 1410 sample time.

LDNR-18 Sample time 1425
 Temp °F | Cond | TDS | ORP | pH
 82.0 | 1941 | 1330 | 143 | 7.76

LDNR-21 Sample time 1450
 Temp °F | Cond | TDS | ORP | pH
 82.8 | 1946 | 1331 | 99 | 7.94

LDNR-22 Sample time 1510
 Temp °F | Cond | TDS | ORP | pH
 79.7 | 1950 | 1339 | 82 | 8.03

LDNR-12 Sample time: 1635
 Temp °F | Cond | TDS | ORP | pH
 82.1 | 1987 | 1367 | 93 | 8.47

Location Sulphur DomeDate 4/23/25Project / Client Westlake71°F overcast + humid

0700 ERM on sight

0730 setting up traps on LDNR-1, 09, 19

0815 loading boat on Central Pond.

LDNR 05 sample time: 0840

Temp °F	Cond	TDS	ORP	pH
77.6	1987	1375	-66	9.70*

* pH on ultrameter is not Calibrating

LDNR-25 sample time: 0910

Temp °F	Cond	TDS	ORP	pH
77.8	2040	*	*	*

* ultrameter would not swap to other measurements

LDNR-14 sample time 0930

LDNR-13 sample time 0950

LDNR 01 sample time 1125

Temp °C	Cond	TDS	ORP	pH
25.6	2201	1511	76	6.37

LDNR-09 sample time: 1210

Temp °C	Cond	TDS	ORP	pH
26.4	1212	796.8	74	7.56

LDNR-19 sample time: 1230

Temp °C	Cond	TDS	ORP	pH
26.9	1212	797.1	79	7.79

PPG-7B-BS sample time: 1500

Temp °C	Cond ^{mg} / _{cm}	TDS	ORP	pH
25.9	129.8	208.6	37	6.86

Westlake Sampling 4/21/25

077790.6

100.0 ERM onsite

Arvan Martinez, Marcus Smith

David Sangui netti, Keith Beverly

Amy Donastrog onsite

1015 load truck safety tailgate

1030 Receiver Permit from Patrick

1100 Gauge Wells

mw-1 (200) 22.88'

mw-1 (500) - 53.69'

mw-1 (700) - ~~58.02~~ 53.1'

mw-2 (200) - 47.34'

mw-2 (500) - 58.05'

mw-2 (700) - 58.02'

mw-3 (200) - 52.32'

mw-3 (500) - 57.18'

mw-3 (700) - 57.07'

* Product found on tip of probe of MW-2 500

1230 Move to MW-3 (700)

1245 Pump on

(AS)

Westlake
4/21/25
Time Temp pH SC DO ORP Turb Flow DTW

1250 35.2 8.64 6106 0.42 113.7 3.3 500 57.3

1255 35.3 8.71 6153 0.77 114.6 25.8 500 57.31

1300 35.5 8.74 6182 0.71 116.3 22.2 500 57.32

1305 35.6 8.74 6192 0.21 116.9 19.1 500 57.32

1310 35.7 8.75 6206 0.42 117.3 15.7 500 57.32

1315 35.5 8.78 6195 ^{6.7} 118.8 15.4 500 57.321320 35.5 8.78 6220 ^{55.0.18} 119.3 18 500 57.321325 35.5 8.78 6211 ^{0.18} 119 17.9 500 57.321330 35.5 8.79 6200 ^{8.18} 120.1 16.0 500 57.32

1330 mw-3 700 Sample taken

(II) ALS + ISO FLASK taken, Field Filtered

Decon pump is Alconex tote

1450 Pump on @ MW-3 (500)

Time Temp pH SC DO ORP Turb Flow DTW

1450 34.7 9.57 4492 7.4 110 25 480 57.25

1455 34.1 9.72 4454 7.3 110.5 22.5 480 57.22

1500 33.2 10.07 4392 4.61 110.7 15.8 480 57.22

1505 33.6 10.05 4404 4.02 109.1 11.1 480 57.22

1510 33.5 10.05 4406 3.80 108.5 9.64 480 57.22

1515 33.5 10.05 4407 3.54 107.4 7.1 480 57.22

1520 33.7 10.03 4412 3.21 106.3 5.40 480 57.22

1525 33.7 10.03 4418 3.09 104.8 5.74 480 57.22

4/21/25

Westlake

Time	Temp	pH	SC	DO	ORP	Flow	D/W
1530	33.6	10.02	4420	2.18	103.5	5,04	480
1535	33.8	10.00	4422	2.50	1024	5,19	480
1540	33.7	10.00	4421	2.52	1022	5,10	480

1530 mW-3 (500) Sample Taken

MS | mds Taken

9999 GW- DUP-01 Taken

1700 Pump off head back to office to unload to chain

1730 FB-042125 Taken

1745 offsite.

BS

4/21/25

2.000 turb Flow DTW
78 103.5 5.04 480 5.722
28 1024 519 480 5.722
2.1022 510480 5722

Apple Juice

deck to

chain

107

4/22/25

Westlake

0777906

Cloudy 80 humid

0700 David S. Kevin B. Aaron M.

Marcus S. Amy D. onsite

Sign in and receive permit

Safety Tailgate Meeting

0745 Set up on MW-3-200

0800 Pump on

Time Temp pH SC DO ORP Turb Flow DTW

0805 31.2 10.05 872.238 101.2 15.6 90 53.75

0810 29.4 9.75 757.061 103.1 14.8 90 54.04

0815 28.4 9.69 738.057 102.9 12.7 170 54.47

0820 28.3 9.70 741.056 103.3 14.7 170 54.53

0825 27.3 9.74 743.057 103.9 17.7 170 54.53

0830 26.9 9.66 725.056 104.4 19.8 170 54.57

0835 26.8 9.63 716.055 104.8 19.9 130 54.63

0840 27.9 9.50 702.054 105.1 12.9 200 55.06

0845 28.5 9.25 668.050 104.6 13.8 200 55.49

0850 28.8 9.16 665.030 104.5 13.0 200 55.61

0855 29.0 9.13 661.029 106.0 9.9 200 55.85

0900 29.1 9.04 663.020 106 13.6 200 55.78

0905 MW-3-200 Sample taken

ALS 1750 F105K

Scale: 1 square =

DS

Plot on the Rain

4/22/75 Westlake

0945 Pump off

0955 Move to MW-1

Pump purge water

lots set up @ MW-1 ← 700

lots Pump on

AM

~~Time Temp PH use~~

AS

4/22/25

Westlake

Time	Temp	pH	USC	DO	ORP	Turb	Flow	Dtw
1050	31.2	9.42	897	1.45 ^{AM 0.75}	103.9	36.3	500ml/m	53.58'
1055	31.3	9.41	895	0.73	105.9	31.7	500ml	53.55
1100	31.6	9.41	895	0.49	107.5	23.6	500ml	53.54
1105	31.7	9.41	896	0.38	108.4	22.9	500ml	53.54
1110	31.8	9.41	896	0.33	110.2	22.1	500ml	53.52
1115	31.8	9.41	898	0.29	109.4	19.3	500ml	53.46
1120	32.0	9.42	898	0.27	108.3	15.7	500ml	53.48
1125	32.3	9.42	897	0.25	107.3	15.7	500ml	53.49
1130	32.2	9.41	896	0.23	107.2	14.8	500ml	53.51

SAMPLE TIME - 1135 - met Altered

1215 pump off

1230 Rain and lightning

(P)

Westlake

off

MW-1

e. water

@ MW-1 - 700

AM

4/22/25

Westlake

1315 Set up on MW-1-500

1320 Pump on

Time	Temp	pH	SC ^m	ORP	DO	Turb	Flow	DTW
1325	29.8	8.82	332.1	42.7	0.36	62.8	300	53.58
1330	29.7	8.81	333.3	42.3	0.34	39	300	53.55
1335	29.8	8.81	333.3	31.5	0.37	26.4	300	53.50
1340	29.9	8.83	331.5	21.6	0.34	21.4	300	53.5
1345	30	8.87	330.6	23.7	0.34	18.8	300	53.5
1350	30	8.86	330.6	24.2	0.32	16.6	300	53.5
1355	30	8.86	330.8	23.9	0.31	15.6	300	53.5

* Metals Field Filtered

1400 MW-1-500 Sample taken

ALS 1 ISO flask

Secor pump & cables

1445 set up on MW-1-200

(5)

4/22/25

Westlake

Time	Temp	pH	SC	ORP	DO	Turb	Flow	DTW
1455	28.5	9.18	579	181	0.38	9.25	200	22.86
1500	28.9	9.19	576	114	0.25	8.54	200	22.86
1505	28.8	9.14	578	117	0.20	1.57	200	22.86
1510	29	9.11	580	13.9	0.16	1.59	200	22.86
1515	28.9	9.1	586	15.9	0.2	1.65	200	22.86

1520 Sample MW-1-200 Taken
1.50 FLASK ALS

1450 pump on

1520 Sample taken

1545 Pump off

Pack up

Mobile to office for COCs

1530 SR on 22.24/6 Taken

1720 OFFSITE

4/22/25

MW-1-500

Time	Temp	pH	SC	ORP	DO	Turb	Flow	DTW
1325	29.8	8.82	332.1	42.7	0.36	62.8	300	53.58
1330	29.7	8.81	333.3	42.3	0.34	39	300	53.55
1335	29.8	8.81	333.3	31.5	0.37	76.4	300	53.50
1340	29.9	8.83	331.5	21.6	0.34	21.4	300	53.5
1345	30	8.87	330.6	23.7	0.34	1.00	200	53.5

Sample taken

Tables

1-200

Westlake

4/23/05

0777906

Sulphur LA 70:80 cloudy (mud)

0700 Onsite D.S. Aaron M. Amy D.
Marcus S. Kevin B.

Signal, Receive Permit

0720 Safety Tailgate

0730 Pack up motor to MW-2-500

0800 Pump on

Time	Temp	pH	SC ^M	ORP	DO	Turb.	Flow	DTW
0805	29.4	10.59	502	-63	52	3.9	550	56.83
0810	29.6	10.44	499	-50	70.8	2.6	550	56.84
0815	29.8	10.35	497	-52	0.23	21.5	550	56.84
0820	29.9	10.45	491	-73.6	0.17	25.4	550	56.84
0825	29.9	10.46	493	-79.1	0.15	55.9	550	56.84
0830	29.9	10.38	493	-59	0.15	73	550	56.84
0835	29.8	10.34	490	-55.9	0.14	145	550	56.84
0845	29.9	10.26	488	-51	0.13	144	550	56.84

0850 Sample

Taken MW-2-500

180 IALS

Metals Field

Filtered

Westlake
Scott I
0930 Take GV
1000 Set up
1010 Pump on
10151050 PB-042
1100 MW-2

4/23/25

Westlake

Scott Hines on site

0930: Scott Hines on site ALS

1000 Take GW-Rinsate ALS

1010 set up on MW-2-200

1015 Pump on

Time	Temp	pH	SC	ORP	DO	Turb.	Flow	DTW
1020	27.5	9.16	400.2	-58.4	0.21	27.6	190	47.89
1025	27.3	9.17	399.9	-71.2	0.23	35.4	190	48.25
1030	26.8	9.17	399.5	-77.1	0.22	27.1	190	48.42
1035	26.6	9.20	400.4	-71.2	0.22	26.9	190	48.56
1040	26.4	9.23	400.2	-68.2	0.23	22.2	196	48.63
1045	26.5	9.24	400.4	-70.2	0.24	22.2	190	48.69
1050	26.8	9.25	400.6	-68.4	0.23	18.5	190	48.78

1100 sample taken

1050 PB-042325 Taken

1100 MW-2-200 Taken

Scott Hines on site

AS

4/23/25

Cloudy (wind)

Action M. Amy D

3

Pervent

11

to MW-2-500

Time	Temp	pH	SC	ORP	DO	Turb.	Flow	DTW
0805	29.4	10.59	402.63	52	0.19	31.9	550	56.83
0810	29.6	10.44	499	-50.7	0.23	25.6	550	56.84
0815	29.8	10.35	497	-52	0.23	21.5	550	56.84
0820	29.9	10.45	491	-73.6	0.17	25.4	550	56.84
0825	29.9	10.41	403	-79.1	0.17	25.9	550	56.84

AS

4/23/25

Westlake

1145 Set up on MW-2-700

1152 pump on

Time	Temp	pH	SC ^M	ORP	DO	Turb	Flow	DTW
1155	29.4	10.56	908	-10.1	9.8	11.2	800	56.98
1200	29.7	10.52	935	-6	0.73	9.36	800	56.95
1205	29.9	10.45	959	5.4	0.16	7.01	800	56.97
1210	31.0	10.45	963	8.9	0.14	6.26	800	56.95
1215	31.1	10.43	968	10.6	0.13	5.62	800	56.95
1220	31.2	10.42	972	10.5	0.12	5.55	800	56.95
1225	31.2	10.41	978	10.4	0.12	5.41	800	56.95

1230 MW-2-700 Taken

ALS / ISO flask

1315 Move to cottages

1330 Sample cottages

West Lake


4/23/25

115

Temp pH ORP % SC

25.2 7.14 -80 421.0

1400 Back to smaller Cov
management sample



Scale: 1 square = _____

Plot in the Rain

Westlake

0777906

4/24/25

Sulphur, LA 80 cloudy

0800 Aaron M, Amy D, Kevin B.
David S. onsite0830 Receive Permit, safety talk
Fill out air sample kits from
Air Bubble sites0850 Sample time Background Air
156 bag + Tedlar0915 Search for LDNR-27
No methane found0920 LDNR-27 ^{DS} ~~found~~ Sampled

0930 LDNR-28 Sampled

1000 LDNR-PPG TARS taken

9999 Gas Dup-02 taken

0925 LDNR-10 sampled

Waiting for Westlake to clear
water lines

1215 Sample 019-580

Temp pH Cond ORP TDS

25.2 7.62 362.5 -119 227 ppm

move to 019-995

128

04/24/25

Westlake

019-995

1230 Temp pH Cond ORP TDS
26.4 7.27 314.4 -103 194.4Finish Sampling move to
trailer to finish chains and
packs samples


Sulphur Dome 5/13/25 77
0777906

0700 - Arrive onsite and
check in

David S.
Taylor B.
Zedric C.

Travel to collect water
level readings

<u>Well ID</u>	<u>DTW (ft)</u>
MW-1-200	50.00 22.40'
MW-1-500	52.00 52.92'
MW-1-700	52.34'
MW-2-200	46.90'
MW-2-500	57.14'
MW-2-700	57.13'
MW-3-200	51.68'
MW-3-500	56.45'
MW-3-700	56.28'



Scale: 1 square = TB

Rite in the Rain.

MW-1-700

TIME	DTW	Turb	ml/min Flow	pH	ms SC	Temp °C	mg/L RDO	mV ORP
9:00	53.71	8.38	850	9.07	0.91	31.24	1.01	81.8
9:05	53.09	8.75	650	9.16	0.89	32.26	0.21	-52.3
9:10	53.07	8.52	650	9.14	0.89	31.91	0.22	-78.8
9:15	53.06	7.97	650	9.13	0.88	32.17	0.17	-103.3
9:20	53.05	7.10	650	9.11	0.88	32.17	0.17	-103.3
9:25	53.05	6.34	650	9.08	0.88	32.29	0.15	-109.8
9:30	53.05		650	9.04	0.88	32.42	0.14	-113.4

Sulphur Dome
OT77906

TR

Sample time - 9:40 Purged ~6 gal

MW-1-500 5/13/25 Sulphur Dome OT77906

TIME	DTW	Turb	ml/min Flow	pH	ms SC	Temp °C	mg RDO	mV ORP
11:00	53.31	16.5	800	8.34	0.33	31.99	0.26	-200.4
11:05	53.11	11.6	400	8.35	0.32	31.65	0.19	-194.5
11:10	53.12	9.14	400	8.38	0.32	30.90	0.20	-185.0
11:15	53.11	7.55	400	8.38	0.32	31.08	0.23	-174.2
11:20	53.10	6.94	400	8.38	0.31	31.12	0.22	-166.2
11:25	53.10	6.46	400	8.38	0.32	31.17	0.22	-159.8
11:30	53.11	6.14	400	8.38	0.32	31.19	0.21	-154.9
11:35	53.11	5.84	400	8.38	0.32	31.24	0.21	-151.6

Scale: 1 square = TR

Sample Time - 11:40 Purged ~4 gal

Note in the Rain

Sulphur Dome
0777906 5/13/25

Pump on @ MW-1-200

Time	Temp °C	pH	ms Cond	ORP (mV)	mg/L DO	Turbidity NTU	Flow m³/min	Fluor ΔTW	ft
1210	34.15	8.31	0.45	-1031	0.69	1.85	200	22.47	22.47
1215	29.33	8.66	0.56	-731	0.46	2.64	200	22.46	22.46
1220	29.06	8.70	0.45	-1299	0.43	2.32	200	22.46	22.46
1225	28.99	8.68	0.56	-133	0.35	1.53	200	22.46	22.46
1230	29.01	8.63	0.56	-1351	0.34	3.37	200	22.46	22.46
1240	Sample taken								

purged ~ 0.75 gal

Sulphur Dome 0777906 5/13/25
Travel to industrial water well #19 (019-1055)
Purged 5 min before sampling. Sample time 13:50.
SC - 313.6 uS pH - 5.10
ORP - -39 mV Temp - 78.1°F

Travel to Cottages Well.
Sample time 14:00.
UltraMeter readings -
SC - 463.7 uS pH - 5.45
ORP - -84 Temp - 90.5°F

Field blank taken at 12:50

End of Day

Scale: 1 square =

Rite in the Rain

82 5/14/25 Sulphur Dome 0777900

0700 - Check in, Fill out safety permit

David S.
Zedric C.
Taylor B.

Travel to MW-3 cluster

Weather is warm, clear, humid, windy

set up at MW-3-500, water level meter not working, will beep constantly after touching water, DTW not measured

MW-3-500 } sample time
MS-MW-3-500 }
MSD-MW-3-500 } 9:10

GW-DUP-01 sample time 9:19
GW-Rinsate collected 10:35

Scale 1 square =

83 Sulphur Dome 0777906 5/14/25

TIME	Temp °C	pH	SC	ORP mV	DO mg/L	Turb NTU	Flow ml/min	DTW
800	30.43	9.51	4373.0	53.6	2.07	22.1	200	NM
805	31.39	9.77	4328.5	10.7	0.93	13.2	180	
810	31.21	9.82	4321.5	-9.5	0.73	6.04	300	
815	31.95	9.82	4335.6	-26.1	0.43	4.28	310	
820	32.32	9.80	4303.7	-44.7	0.32	6.28	310	
825	32.43	9.78	4302.0	-70.1	0.26	6.57	310	
830	32.91	9.76	4283.8	-100.2	0.19	6.35	310	
835	33.25	9.75	4300.5	-129.9	0.14	6.81	310	
840	33.14	9.75	4303.0	150.9	0.12	6.49	310	
845	33.01	9.74	4308.3	116.7	0.11	NM	310	
850	32.98	9.74	4313.2	171.4	0.11	7.76	310	
855	33.06	9.72	4338.4	186.3	0.09	7.19	310	
900	33.12	9.72	4305.1	-109.2	0.08	19.51	310	

Scale 1 square = MW-3-500

MW-3-200

5/14/25

TIME	Temp °C	pH	us SC	mV ORP	mg/L DO	NTU Turb	ml/min Flow	RE DTW
11:40	34.20	9.86	939.82	-118.7	1.88	14.8	190	53.44
11:45	33.84	9.94	941.96	-158.1	0.79	14.6	190	53.73
11:50	32.10	9.96	944.67	-167.4	0.62	12.0	190	54.06
11:55	31.26	9.96	918.19	-171.3	0.51	11.0	190	54.31
12:00	30.87	9.95	910.43	-172.8	0.45	10.2	190	54.62
12:05	30.87	9.92	892.40	-174.1	0.40	13.9	190	54.83

Sample time - 12:05

84 Sulphur Dome Initial DTW 50.56
0777906

MW-3-700

TIME	Temp °C	pH	us SC	mV ORP	mg/L DO	NTU Turb	ml/min Flow	RE DTW
13:20	35.53	8.49	5561.7	-6.2	1.69	15.2	300	NM
13:25	34.99	8.53	5611.3	-26.3	0.89	13.5	300	↓
13:30	34.57	8.64	5367.2	-37.7	0.62	11.9	300	
13:35	34.42	8.68	5325.7	-42.6	0.48	9.59	300	
13:40	34.44	8.70	5527.1	-46.0	0.40	9.48	300	
13:45	34.42	8.71	5510.0	-49.1	0.34	9.61	300	
13:50	34.45	8.72	5499.6	-52.2	0.30	9.79	300	

Sample time 14:00
End of Day

FB-05/14/25 collected at 14:15

5/14/25 Sulphur Dome
0977906

square =

Scale: 1 square =

Plot on the Reverse

Sulphur Dome 077906

MW-2-700	5/15/25	NBU	ML/min	ft				
Time	Temp	pH	SC	mV	DO	Turb	Flow	DTW
7:50	28.12	10.14	879.45	-140.4	0.90	7.12	400	87.27
7:55	28.26	10.17	895.99	-140.4	0.90			*
8:00	28.38	10.17	896.66	-152.3	0.90	3.81	400	meter
8:05	28.51	10.18	895.13	-161.5	0.81	3.63	400	Not working
8:10	28.65	10.16	896.74	-167.0	0.44	3.01	400	
8:15	28.73	10.15	887.19	-171.5	0.40	2.81		

Sample time 8:20 2.5 gallon purged

Sulphur Dome 077906

MW-2-200	Initial: 44.86'	5/15/25	ft					
Time	Temp	pH	SC	ORP	DO	Turb	Flow	DTW
9:15	28.37	8.59	379.30	-45.4	0.34	14.0 ¹⁹	210	48.25
9:20	28.60	8.62	352.38	-100.5	0.46	13.8 ¹³	240	49.22
9:25	28.32	8.66	360.71	-125.5	0.39	22.4 ⁸	240	49.69
9:30	28.40	8.66	322.68	-140.0	0.30	61.3	246	50.02
9:35	28.39	8.66	357.39	-159.1	0.23	67.0	247	50.45
9:40	28.97	8.65	340.17	-168.2	0.17	68.2	200	50.57
9:45	29.12	8.66	339.67	-179.6	0.17	47.8	200	50.39
9:50	29.10	8.64	327.8	-175.0	0.17	38.5	200	50.2
9:55	29.09	8.60	361.91	-179.6	0.17	39.7	200	49.89
10:00	28.79	8.55	359.12	-173.0	0.18	24.2	200	49.72
10:05	28.59	8.51	387.2	-170	0.18	27.8	200	49.59

10:15 scan

Scale: 1 square

Scale: 1 square

Return on Run

MW-2200 CONT.

Time	Temp	pH	SC	ORP	DO	turb	Flow	DTW
10:10	28.66	8.46	392.83	-168.3	0.18	19.2	200	49.53
10:15	28.44	8.42	384.91	-166.7	0.17	15.5	200	49.56

Dispersed sheen in bucket dumped in sump

Baxter filtered off ~~Custom~~ sample

Sample time: 10:15 am

Purged ~4 gal

Sulphur Dome
077790b

5/15/25

Sulphur Dome 5/15/25
077790b

FB-051525 collected
at 9:30

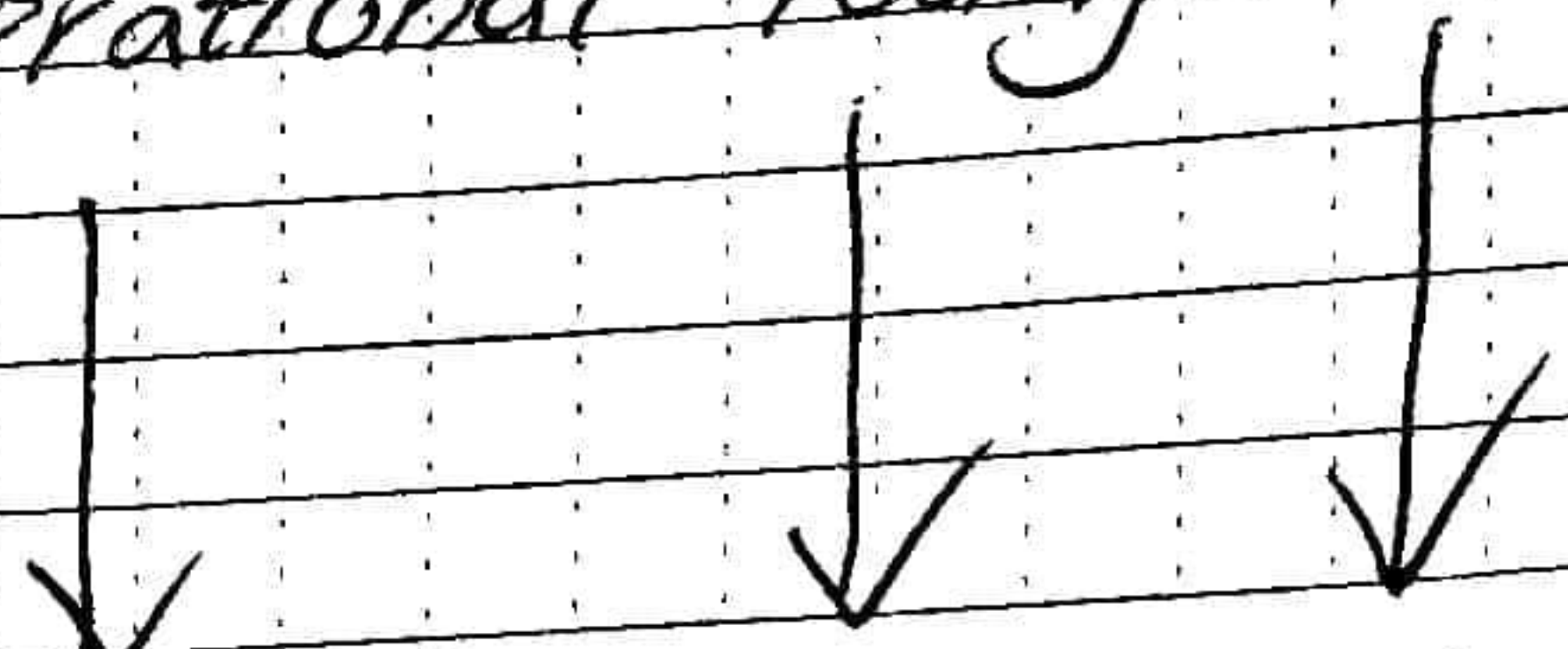
019-580 (#11) sample
time 11:10

Purged 5 min
SC - 379.05 pH - 7.10
ORP - -90mV Temp - 81.0°F

019-995 (#12) sample
time 11:30

Purged 5 min
SC - 356.4 pH - 6.76
ORP - -53mV Temp - 75.9°F

Carl (Westlake op) says
well #13 (019-582) and
#40 (019-1603) are non-
operational today.



Scale: 1 square = TB

Scale: 1 square = TB

Return to the Rain

MW-2-500

Initial DTW 57.02

5/15/25

TIME	Temp °C	pH	US SC	mv reads ORP	mg/L DO	NTU Turb	mL/min Flow	Pt DTW
1315	30.60	10.67	555.18	-74.1	4.20	19.7	400	57.10
1320	30.03	10.52	529.12	-139.3	1.39	7.17	400	57.09
1325	29.99	10.67	562.66	-155.5	0.69	6.05	400	57.09
1330	30.03	10.64	564.64	-162.4	0.46	4.82	400	57.09
1335	30.07	10.65	520.63	-167.4	0.35	5.07	400	57.09
1340	30.22	10.64	506.79	-171.4	0.30	5.87	400	57.09
1345	30.26	10.64	553.13	-174.6	0.27	4.71	400	57.09
1350	30.40	10.63	524.03	-177.4	0.24	5.29	400	57.09
1355	30.48	10.63	599.07	-180.1	0.22	8.66	400	57.09

Suppur Done
0777906

Sample Time 14:20 Purged ~6.5 gal

MW-2-500 CONT.

1400	30.63	10.61	520.63	-182.2	0.20	6.59	400	57.09
1405	30.78	10.59	513.22	-184.6	0.17	5.26	400	57.09
1410	30.67	10.59	524.57	-186.9	0.16	4.45	400	57.09
1415	30.83	10.59	526.48	-188.8	0.15	4.71	400	57.09

Suppur Done
5/15/25
0777906

End of Day

square = 1/16

Scale: 1 square = 1/16

Plot on the Reverse

92 Sulphur Dome 5/28/25
0777906

H2S Resample Event
12:00 - Arrive onsite with
Zedric C, check in

Weather is rainy, overcast
Travel to Well #12 (019-995)
Purged 5 min, collected
sample. Sample time 12:30.

Travel to Well #13 (019-582)
Purged 5 min

Sample time 12:40
Travel to Cottages well
Purged 5 min

Sample time: 12:50
Travel to MW-1-200,
pause for rain/lightning

Set up at 15:40

Readings collected via
AquaTroll 400

MW-1-200

Initial DTW = 22.36

Scale: 1 square =

TB

93

MW-1-200	5/28/25	Sulphur Dome	0777906
TIME	TEMP	PH	SC ₄₀₀
1550	27.08	8.77	3,668
1555	27.16	8.71	3,705
1600	27.22	8.69	3,644
1605	27.19	8.60	3,719
1610	27.15	8.49	3,710
1615	27.11	8.43	3,165
1620	27.18	8.34	3,196
Purged 2.5 gal			
Sample time 16:30			
ORP _{mV}	DO _{mM}	Turb _{NTU}	Flow _{DTW}
-166.4	0.15	4.47	200 mL/min 22.92
-195.3	0.13	6.59	200 22.42
-206.9	0.12	7.83	200 22.42
-215.8	0.12	3.85	200 22.92
-219.3	0.11	7.19	200 22.42
-218.6	0.11	9.52	200 22.42
-212.7	0.11	4.80	200 "

Scale: 1 square =

TB

Rite in the Rain

5/28/25

Initial DTW: 53.72'

MW-1-500

TIME	TEMP °C	PH	WS SC	ORP mV	DO mg/L	Turb	Flow mL/min	DTW ft
17:05	30.06	8.46	2157.3	-97.4	0.65	22.2	200	53.9
17:10	30.34	8.45	2137.7	-93.1	0.45	18.3	200	53.9
17:15	30.65	8.47	2127.0	-106.3	0.36	17.1	200	53.9
17:20	30.75	8.46	2128.2	-110.4	0.32	13.5	200	53.9
17:25	30.87	8.48	2128.0	-113.8	0.30	14.9	200	53.89

0777906

94 Sulfur Done

Purged 3.5 gal Sample time 17:30
 FB-052825 collected at 17:45
 End of Day

MW-1-700

Initial DTW: 53.17'

5/29/25

TIME	TEMP °C	PH	WS SC	ORP mV	DO mg/L	Turb	Flow mL/min	DTW ft
805	30.62	9.25	5730.6	-129.9	0.71	17.5	500	53.74
810	31.27	9.25	5729.9	-136.0	0.48	17.0	500	53.73
815	31.61	9.25	5728.3	-139.6	0.39	21.8	500	53.76
820	31.74	9.25	5696.1	-141.2	0.34	17.7	500	53.75
825	31.85	9.26	5728.7	-143.7	0.28	19.3	500	53.76
830	sample time							

Purged 4 gal

Sulfur Done 0777906

Scale: 1 square = 1 ft

FB

Return to Room

Sulphur Dome 0111106
5/29/25

Travel to Well #19 (019-~~1055~~)
Purged 5 min
Sample time 9:00

Travel to Well #11 (019-580)
Purged 5 min
Sample time 9:10

FB-052925 collected at
15:20

FB-053025 collected
at 10:30

Alex (Westlake operator)
says well #40 is
inoperable this week.

Time	Temp °C	PH	SC mg/L	Initial ORP mV	Depth Dmgl	Flow m ³ /hr	Drift
09:45	29.37	10.71	4,172.6	-180.5	1.31	420	57.916
09:50	29.47	10.68	4,087.8	-174.0	2.61	420	57.917
09:55	29.80	10.62	3,958	-179.8	1.591	420	57.912
10:00	29.97	10.60	3,945	-176.3	0.52	420	57.941
10:05	30.24	10.61	3,910	-176.8	0.61	420	" "
10:10	30.32	10.60	3,899	-175.2	0.26	420	" "
10:15	30.45	10.61	3,890	-176.8	0.27	420	" "
10:20	30.44	10.61	3,876.5	-177.4	0.27	420	" "

Sample time 10:30
Purged
DUP-01 collected here
5 gal

MW-2-200 Initial DTW: 47.54' Sulphur Dome 0777906

TIME	Temp °C	pH	µS SC	mV ORP	mg/L DO	NTU Turb	mL/min Flow	ft DTW
11:35	29.73	8.60	2622.9	-148.0	0.43	25	420	48.19
11:40	29.61	8.64	2615.9	-185.4	0.33	33.2	200	48.45
11:45	29.41	8.70	2578.2	-125.7	0.32	46.4	200	48.51
11:50	29.21	8.72	2552.6	-119.0	0.33	20.9	200	48.50
11:55	28.77	8.74	2551.2	-111.0	0.33	20.4	200	48.44
12:00	28.48	8.76	2568.1	-102.5	0.34	28.9 ¹³	200	48.40
12:05	28.69	8.76	2559.3	-98.3	0.35	17.0	200	48.37

Sample time 12:10
Purged 2 gal

Scale: 1 square =

MW-2-700 Initial DTW: 57.98' Sulphur Dome 0777906

TIME	Temp °C	pH	µS SC	mV ORP	mg/L DO	NTU Turb	mL/min Flow	ft DTW
13:05	30.45	10.19	5642.3	-178.87	2.61	25.6	500	58.02
13:10	30.18	10.16	51843.3	-195.0	1.83	10.7	500	58.07
13:15	30.37	10.15	51902.6	-198.0	1.31	9.5	500	"
13:20	30.54	10.14	51932.0	-195.5	1.15	8.38	500	58.09
13:25	30.59	10.14	51937.4	-195.4	0.99	7.75	500	"
13:30	30.61	10.14	51945.4	-198.9	0.39	7.81	500	"
13:35	30.63	10.14	51934.0	-199.4	0.31	6.91	500	"
13:40								

Purged at 4 gal
Sample time 13:45

Plot in the Rain

5/29/25 Sulphur Dome 0777906

MW-3-700 Initial DTW - 57.10

TIME	TEMP °C	pH	SC	ORP mV	DO mg/L	Turb NTU	Flow ml/min	DTW ft
1500	34.81	8.48	36,658	-32.4	1.18	70.7	300	57.10
1505	35.40	8.64	36,470	-60.2	0.62	23	300	57.10
1510	35.75	8.68	36,108	-42.0	0.50	19.5	300	57.17
1515	36.02	8.71	35,932	-32.8	0.40	17.4	400	57.25
1520	36.75	8.71	35,837	-34.6	0.34	18.5	400	57.25
1525	37.17	8.73	35,790	-56.0	0.23	15.2	400	57.24
1530	37.17	8.73	35,727	-22.8	0.21	14.4	400	57.24
1535	37.26	8.73	35,653	-56.4	0.19	13.5	400	57.24

Sample time 15:40 Purged 4 gal
End of Day

5/30/25 Sulphur Dome 0777906

MW-3-200 Initial DTW: 49.43'

TIME	TEMP	pH	SC	ORP	DO	Turb	Flow	DTW
750	30.02	10.02	6315.2	-222.0	0.62	46.06	300 220	52.72
755	31.17	10.01	6172.4	-227.3	0.48	48.1	220	53.39
800	30.80	10.00	6056.9	-217.9	0.43	34.5	220	54.13
805	30.43	10.01	6085.1	-218.4	0.43	36.3	220	54.67
810	30.46	10.01	6069.5	-217.8	0.40	39.7	220	55.03
815	30.56	10.01	6109.6	-218.2	0.37	15.2	220	55.52
820	30.68	10.01	6068.2	-220.1	0.34	11.8	220	55.94
825	30.80	10.01	6055.1	-220.7	0.31	12.8	220	56.25

Sample time 8:30
Purged 2 gal

MW 3-500

Initial DTW: 57.47'

TIME	TEMP °C	pH	SC µS/cm	ORP mV	DO 0.47 mg/L	Turb NTU	Flow mL/min	DTW
09:00	30.48	9.73	27,428	-146.6	0.79	33.5	500	57.52
09:05	32.41	9.82	27,384	-142.1	0.37	19.1	500	57.51
09:10	32.94	9.82	27,036	-117.6	0.26	17.7	500	57.53
09:15	33.19	9.84	27,077	-189.0	0.20	15.7	500	57.51
09:20	33.42	9.85	26,902	-196.6	0.17	15.2	500	" "
09:25	33.38	9.86	27,646	-210.3	0.16	16.0	500	" "
09:30	33.71	9.86	27,543	-210.9	0.14	14.5	500	" "
09:35	33.74	9.86	27,538	-213.2	0.13	15.5	500	" "

Sample time: 9:45

Purged 4.5 gallons

End of Day

8
Zedric Caprus
Taylor Brown

Sulphur Dome
0777906

06/17/25

7am - Sign in at control room

7:30am - unloaded samples in the
storage

weather: sunny, humid

08:00 : MW-1 water lvl reading

MW-1-700 = 53.91 ft

MW-1-500 = 54.47 ft

MW-1-200 = 22.29 ft

MW-2-200 = 47.04 ft

- product on
probe

MW-2-500 = 58.76 ft

= product on
probe

MW-2-700 = 58.74 ft

= probe slightly
dirty

MW-3-500 = 58.13 ft

MW-3-200 = 52.20 ft

MW-3-700 = 57.83 ft

Zedric Capis
Taylor Brown

06/17/25

Sulphur dome

8:46am - Set up at
MW-3 to take water
sample

- Taylor test for
H₂S using poly gas meter
at MW-3-500

PID H₂S = 0.0 ppm
(2C)

O₂% = 20.9% LEL 20%

PID = 0.8 ppm

H₂S = 0.0 ppm

CO = 0 ppm


~~O₂% = 20.9%~~

~~PID = 0.0 ppm~~

~~H₂S = 0.0 ppm~~

~~LEL =~~

(2C)



MW3-500 Initial DTW - 88.15 ft

Time	Temp (°C)	RDO (mg/L)	Sc (mg/L)	pH	ORP (mV)	Turbidity (NTU)	Flow (ft)	Depth (ft)
09:15	31.45	1.45	4,865	9.54	-152.3	12.1	500	58-13
09:20	33.75	0.38	4,767.1	9.62	-224.1	8.64	"	58-19
09:25	33.38	0.38	4,689.2	9.64	-180.4	5.30	"	58-19
09:30	32.95	0.36	4,720.9	9.66	-152.1	8.55	"	"
09:35	32.85	0.34	4,592.8	9.66	-133.8	4.84	"	"
09:40	32.92	0.33	4,738	9.64	-111.3	4.39	"	"
09:45	32.96	0.29	4,767.5	9.66	-98.3	4.57	"	"
09:50	33.05	0.26	4,731.2	9.65	-90.8	4.20	"	"
09:55	33.11	0.23	4,663.8	9.65	-84.8	4.28	"	"

GW-Dur-01: Collected here 9:45

MS and MSD: collected at 10:00

Sample Time: 10:00

purge: 5 gallons

Zedne Capes
Fayler Brown
06/27/25
Sulphur dome
Took 20 mins
blank at 11:30

H2S test using poly gas meter
MW-3-200

O2(%) = 20.9%
PEO = 0.8 ppm
H2S = 0.0 ppm
CO = 0 ppm
CO2(%)
LeL = 0%



MW-3-200 Initial DRW: 49.78ft, Sample time: 13:15, Paged: 2.5 gallon
Zedne Capes
Fayler Brown
06/17/25
Sulphur dome

Time	temp(C)	RDO (mg/L)	SC system	pH	ORP (mV)	Turbidity (NTU)	Flow mL/min	Depth (ft)
12:10	39.40	0.54	1,057.5	9.63	-254.8	29.3	400	54.32 ft
12:15	33.09	0.34	1,044.1	9.76	-269.1	22.3	400	55.16 ft
12:20	33.26	0.27	1,076.7	9.77	-269.5	18.9	400	56.29 ft
12:25	33.09	0.22	1,013.1	9.74	-269.5	22.9	400	57.00 ft
12:30	32.84	0.19	990.33	9.67	-245.6	22.6	400	57.52 ft
12:35	32.63	0.18	931.35	9.59	-260.7	19.2	1000	57.75 ft
12:40	32.40	0.16	866.17	9.43	-251.9	19.4	1000	57.91 ft
12:45	32.24	0.14	807.5	9.23	-246.2	15.9	400	57.96 ft
12:50	32.13	0.13	764.30	9.09	-232.1	15.5	400	58.05 ft
12:55	32.03	0.12	734.5	9.03	-229.5	10.6	400	58.09 ft
Sample time (20)								
13:00	31.88	0.12	741.38	8.98	-225.0	9.96	400	58.13 ft

18 Zedric Capri Taylor Brown 06/17/25 Sulphur dome
 (20) FB 06/17/25 @ 15:00
 FB collected
 End of day

06/18/25 Sulphur Dome
 Zedric Capri Taylor Brown
 Check-in at 7:20am
 Setup MW-2-200 ft
 8:10 am

Weather = hot, humid, clear sky

FB-061825 → time = 09:30
 Dig-1603 (well #40) = Purged for 5 mins
 - Sample time 10:00

SC = 37.38 us
 TDS = 192 ppm
 pH = 6.27
 ORP = -55 mV
 Temp = 28.7 °C

Cottages: Sample time 10:30
 = Purge 4 min

Zedric Capri Taylor Brown 06/17/25 Sulphur dome

Time (20)	Temp (°C)	RDO (mg/L)	SC (us/cm)	pH	ORP (mV)	Turbidity (NTU)	Flow (L/min)	depth (ft)
14:25	36.87	0.416	6,220.9	8.50	-127.0	13.3	400	57.96
14:30	35.49	0.38	6,061.2	8.62	-141.8	11.7	"	57.97
14:35	35.64	0.33	5,970.1	8.65	-139.9	9.36	"	"
14:40	35.84	0.30	5,881.4	8.65	-138.5	9.89	"	57.96
14:45	35.88	0.26	6,097.0	8.65	-131.4	10.2	"	"
14:50	35.97	0.23	5,906.6	8.64	-124.5	11.5	"	"
14:55	36.03	0.22	5,921.8	8.65	-124.7	10.5	"	"
15:00	36.10	0.20	8,008.1	8.65	-122.0	10.9	"	"

MW-3-700 F. RW-2-87.82 ft

FB-061725 collected @ 06/17/25, 15:00
 Sample time: 15:15

H2S: 0.2 = 20.9 ppm
 PHO = 0.1 ppm

2ednc Capes
Taylor Brown

06/18/25

Sulphur Dome

Cottages

SG = 46.00 vs.
TDS = 237.3 ppm
RH = 34.2
ORP = -71 mV

MW-2-200

POLI meter

H₂S - 0.0 ppm
PID - 0.1 ppm
CO - 0 ppm
LEL - 0 %
O₂ - 20.9 %

End of day (20)



2ednc Capes
06/18/25
Sulphur dome

MW-2-200 F. Drw = 44.99 ft, Sample tim = (2:15, Purged = 8 gallon)

Time	Temp °C	RDO (mg/L)	SC cur/cm	pH	ORP (mV)	Turbidity NTU	Flow m/min	Depth
10:55	30.63	0.71	456.3	8.47	170.1	32.8	400	51.44
11:00	30.08	0.20	455.31	8.51	-198.0	48.9	"	51.51
11:05	29.40	0.19	452.51	8.63	-216.3	69.0	"	51.61
11:10								
11:45	30.16	0.71	435.41	8.51	-193.7	36.3	450	52.37 (20)
11:50	30.12	0.15	418.51	8.63	-201.3	18.4	450	52.64
11:55	30.21	0.11	416.04	8.61	-207.7	13.5	"	52.87
12:00	30.14	0.10	419.48	8.61	-210.8	11.3	"	52.9

Problem with in situ device, SC not reading
- Taylor cleaned the sensor and it worked
- Phos in the bucket

MU-2-500

I. DTW = 58.70 ft

Time	temp °C	POD (mg/L)	SC mg/cm	pH	ORP mV	turbidity (NTU)	Flow (mg/min)	depth (ft)
13:45	30.07	1.26	645	10.30	-224.4	13.4	500	58.8
13:50	29.90	0.56	659.57	10.47	-236.9	11.3	"	"
13:55	30.22	0.35	647.39	10.47	-244.5	9.50	"	58.7
14:00	30.45	0.28	642.30	10.46	-248.9	8.60	"	"
14:05	30.06	0.25	744.70	10.49	-251.5	10.0	"	58.9
14:10			(20) 633.3					

Sample Time: 14:20

Purged 3.5gal

Note: Product in Probe

: Sheen in the bucket

Poly gas meter

O₂% = 20.9%

FTD = 2.7 ppm

Redme Gas

06/18/25

Sulphur dome 23



FAW-2 - 700 | I.DTW = 58.46 ft |

Time	Temp (°C)	RDO (mg/L)	SC (mg/L)	pH	ORP (mV)	Turbidity (NTU)	Flow m ³ /min	depth (ft)
15:20	30.17	1.66	946.75	10.08	-233.1	16.5	500	58.8
15:25	30.51	0.78	948.92	10.09	-245.1	11.0	" "	" "
15:30	30.60	0.50	950.48	10.07	-253.9	8.65	" "	58.82
15:35	30.75	0.38	953.23	10.07	-258.5	8.16	" "	" "
15:40	30.80	0.29	946.60	10.04	-263.2	7.67	" "	58.8
15:45								
15:50								

Zednic Capes
Faylor Brown 6/18/25

Sample Time: 16:00
Purged 4 gal

Poly qur meter
O₂ % = 20.9%
PTD = 2.5 ppm

End of day

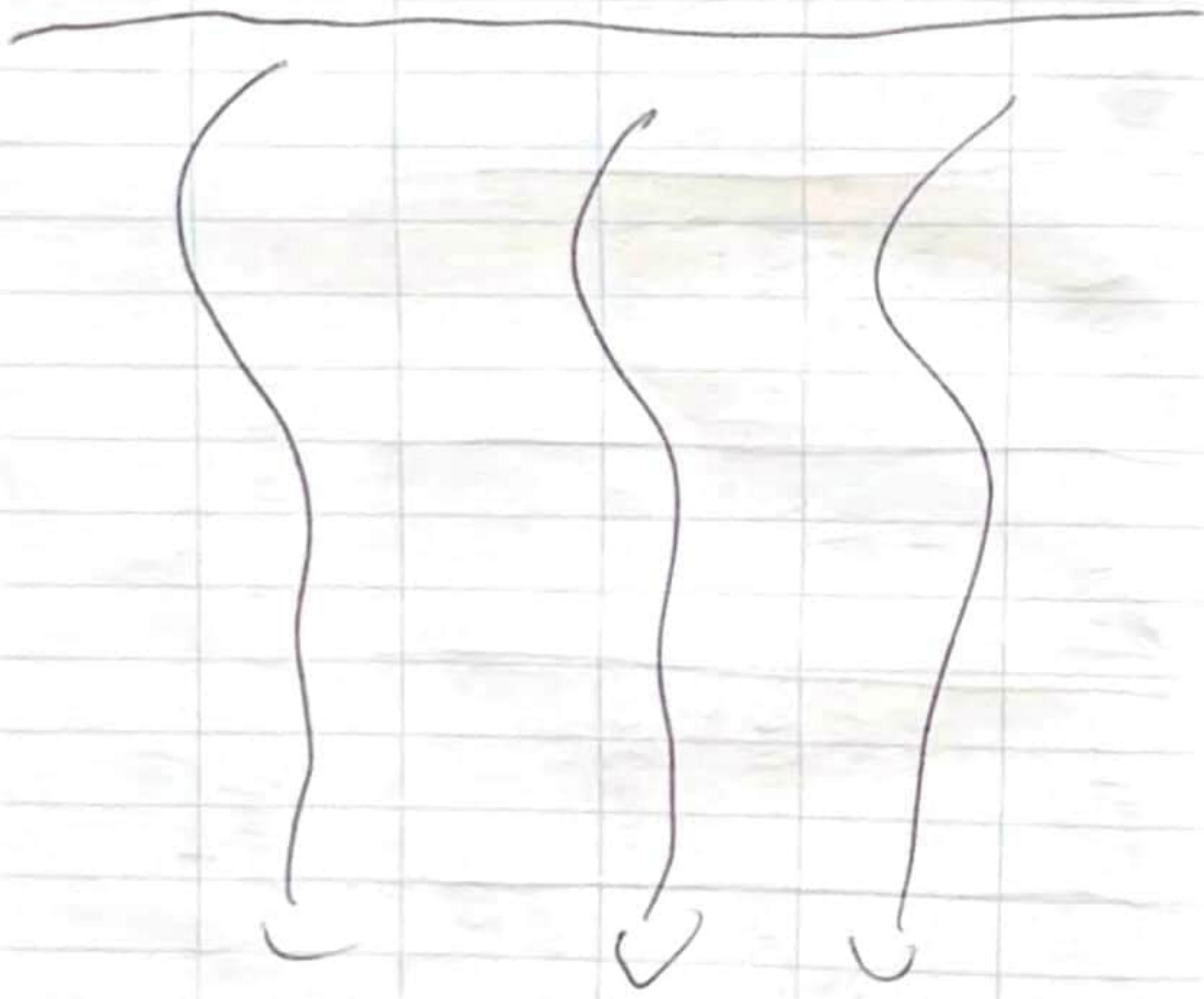
Solution dome

Zedric Capas Sulphur
Taylor Braun dome

6/14/25
Sunny, Humid

-7:05 onsite w/ Taylor
-7:30 setup at MW-1-700
MW-1-700

Poly meter: O₂ = 20.90%
CO = 0.1ppm
H₂S = 0.0ppm
Lel = 0%
PID = 1.5ppm



MW-1-700 | F-DTW = 53.58

TIME	Temp °C	mg/L BDO	µS SC	pH	mV ORP	ntu Turb	ml/min Flow	ft DTW
800	30.61	0.58	920.10	9.05	-183.3	19.0	400	54.30
805	31.40	0.36	925.41	9.05	-193.7	17.2	400	54.30
810	31.68	0.28	923.72	9.06	-203.1	14.5	400	54.30
815	31.84	0.24	911.01	9.06	-208.1	14.9	400	54.30
820	31.90	0.22	905.62	9.06	-210.9	14.6	400	54.30
825	31.96	0.21	913.14	9.07	-213.7	14.9	400	54.30
830	32.01	0.19	924.22	9.07	-215.2	14.4	400	54.30

6/14/25
Zedric Capas
Taylor Braun
Sulphur dome

Sample time: 8:45
Purged 4 gal

Sulphur Dome 6/19/25

GW-Rinsate collected @ 9:15

MW-1-500

Poly meter

O₂ = 20.9%
CO = 0 ppm
PFD = 4.1 ppm
H₂S = 0.0 ppm
CeL = 0%

FB-061925 collected at 10:00 6/19/25

MW-1-200

Poly meter

O₂ = 20.9%
CO = 0 ppm
PFD = 1.3 ppm
H₂S = 0.0 ppm
CeL = 0%

MW-1-500 | 1. MW = 64.414 ft

TIME	TEMP °C	RDO mg/L	SC µS	pH	ORP mV	Turb ntu	Flow mL/min	DTW ft
9:40	31.18	1.85	348.76	8.11	-110.6	21.26	500	54.62
9:45	31.32	0.52	347.10	8.21	-128.9	16.7	500	54.63
9:50	31.43	0.31	344.42	8.23	-144.7	14.7	500	54.65
9:55	31.50	0.26	341.23	8.24	-154.4	13.5	500	54.66
10:00	31.77	0.20	327.99	8.25	-165.5	12.8	500	54.66
10:05	31.98	0.17	337.24	8.25	-174.1	10.8	500	54.66
10:10	31.78	0.16	333.49	8.27	-177.3	9.77	500	54.66

Sample time 10:30
Purged 5 gal

6/19/25
Sulphur Dome
Zedre Capes
Taylor Brown



MW-1 - 200 | I - DTW = 22.31 ft

Time	temp °C	RDO mg/L	SC us/cm	pH	ORP mV	turbidity	ml/min Flow	ft depth
11:20	30.65	1.40	600.44	8.44	-125.5	6.50	300	22.39
11:25	30.18	0.71	542.5	8.63	-180.9	5.16	300	22.4
11:30	29.97	0.84	588.43	8.59	-199.4	4.24	300	22.38
11:35	29.85	1.11	589.12	8.53	-207.0	5.49	" "	" "
11:40	29.87	1.15	589.09	8.44	-214.1	3.09	" "	" "
11:45	29.83	0.81	620.60	8.26	-217.9	3.31	" "	" "

Sample time: 12:00
 purged = 2 gal

6/19/25, Sulphur Dome

Zedric Cepas
 Taylor Brown

End of day